

**PETROVIETNAM GENERAL SERVICES
CORPORATION
PETROLEUM GENERAL DISTRIBUTION
SERVICES JOINT STOCK COMPANY**

SOCIALIST REPUBLIC OF VIET NAM
Freedom – Happiness

Ho Chi Minh City, October 17th 2025


No: 172/CV-PSD

*About: Disclosure of the Consolidated Financial
Statements for Q3 2025*

**To: - The State Securities Commission
 - The Stock Exchange.**

1. Trading name: **Petroleum General Distribution Services Joint Stock Company**
2. Securities code: **PSD**
3. Address: R.207, PetroVietnam Tower, No 1-5 Le Duan, Sai Gon Ward, Ho Chi Minh City, Vietnam
4. Tel: 028.39115578 Fax: 028.39115579
5. Authorized person to disclose information: Mr. PHAN HAI AU
6. Contents of the disclosed information
 - The Consolidated Financial Statements for Q3 2025 of Petroleum General Distribution Services Joint Stock Company, prepared on October 17th, 2025, include the Balance Sheet, Income Statement, Cash Flow Statement, and Notes to the Financial Statements.
 - Official letter explaining the consolidated business results for Q3 2025.

Website address for full access to the financial statements: www.psd.com.vn

We hereby certify that the disclosed information above is true and we take full legal responsibility for the content of the disclosed information. 

Recipients:

- As mentioned above
- Archived at the Office

**AUTHORIZED PERSON TO DISCLOSE
INFORMATION**



PHAN HAI AU

No: HT0/CV-PSD

Ho Chi Minh City, October 17th 2025

PERIODIC DISCLOSURE OF FINANCIAL STATEMENTS

To: The Stock Exchange

In accordance with Clause 3, Article 14 of Circular No. 96/2020/TT-BTC dated November 16, 2020, issued by the Ministry of Finance guiding information disclosure in the stock market, Petroleum General Distribution Services Joint Stock Company hereby announces the disclosure of the financial statements (FS) for the third quarter of 2025 to the Hanoi Stock Exchange as follows:

1. Organization name: PETROLEUM GENERAL DISTRIBUTION SERVICES JOINT STOCK COMPANY

- Securities code: PSD
- Address: R.207, PetroVietnam Tower, No 1-5 Le Duan, Sai Gon Ward, Ho Chi Minh City, Vietnam
- Tel: 028.39115578 Fax: 028.39115579
- Email:..... Website: psd.com.vn

2. Contents of the disclosed information

- Financial Statements Quarter III 2025

☐ Separate financial statements (For listed organizations without subsidiaries and parent accounting entities with affiliated units);

☒ Consolidated financial statements (For listed organizations with subsidiaries);

☐ Combined financial statements (For listed organizations with affiliated accounting units operating under a separate accounting system).

- Cases requiring explanation of causes:

+ The audit organization issues an opinion other than an unqualified opinion on the financial statements (for the audited financial statements of Q3 2025):

☐ Yes

☐ No

Written explanation issued in case of (Check box Yes):

☐ Yes

☐ No

+ The after-tax profit in the reporting period shows a difference of 5% or more before and after the audit, or a shift from loss to profit, or vice versa (for the audited financial statements of Q3 2025):

☐ Yes

☐ No

Written explanation issued in case of (Check box Yes):



☐ Yes

☐ No

+ Net profit after corporate income tax in the income statement for the reporting period changes by 10% or more compared to the same period of the previous year:

☒ Yes

☐ No

Written explanation issued in case of (Check box Yes):

☒ Yes

☐ No

+ Net profit after tax in the reporting period incurs a loss, changing from profit in the same period of the previous year to a loss in this period, or vice versa:

☐ Yes


☐ No

Written explanation issued in case of (Check box Yes):

☐ Yes

☐ No

This information has been published on the company's website on: October 17th 2025 at the following link: psd.com.vn

We hereby certify that the disclosed information above is true and we take full legal responsibility for the content of the disclosed information. 

Representative of The Organization
AUTHORIZED PERSON TO DISCLOSE INFORMATION

(Signature, full name, position, seal)

Attached documents:

- Financial Statements
- Explanation document



PHAN HAI AU



**PETROVIETNAM GENERAL SERVICES
JOINT STOCK COMPANY
PETROLEUM GENERAL DISTRIBUTION
SERVICES JOINT STOCK COMPANY**

No: 174/CV-PSD

*V/v: Explanation of differences income statement
on the Consolidated financial statements for
Q3FY2025*

SOCIALIST REPUBLIC OF VIET NAM
Independence – Freedom – Happiness

Ho Chi Minh City, October 17th, 2025

**To: - Hanoi Stock Exchange
Listing Department**

Trading name: **PETROSETCO DISTRIBUTION JOINT STOCK COMPANY**

Address: Room 207, PetroVietnam Tower, No. 1-5 Le Duan Street, Sai Gon Ward, Ho Chi Minh City, Vietnam

Tax ID number: 0305482862

Mã chứng khoán/Securities code: **PSD**

Petrosetco Distribution Joint Stock Company (PSD) would like to provide an explanation for the changes in the Consolidated Income Statement for Q3FY2025 as follows:


Article	Q3FY2025	Q3FY2025	Increase/decrease (%)
Revenue	2,293,593,461,599	1,603,268,623,214	43%
Profit after tax	43,374,623,145	27,868,381,823	59%

In Q3FY2025, the company's revenue increased by 43%, and financial income also increased, leading to a 59% increase in the company's profit after tax compared to the same period last year.

With this official letter, PSD would like to provide a clear explanation to the Stock Exchange regarding the matter.

Sincerely,

Recipients:

- As mentioned above;
- Archived at the Office 

PETROSETCO DISTRIBUTION JOINT STOCK COMPANY 



PHAN HẢI ÂU



PETROVIETNAM GENERAL SERVICES JOINT STOCK COMPANY
PETROSETCO DISTRIBUTION JOINT STOCK COMPANY

Address: Room 207, PetroVietnam Tower, No. 1-5 Le Duan Street, Sai Gon Ward, Ho Chi Minh City, Vietnam

Tax ID number: 0305482862

CONSOLIDATED FINANCIAL STATEMENTS
Q3FY2025

October 2025

PETROSETCO DISTRIBUTION JOINT STOCK COMPANY**Consolidated Financial Statements**

For the accounting period from 01 January 2025 to 30 September 2025

CONSOLIDATED BALANCE SHEET*As at 30 September 2025***FORM B 01-DN**

Currency: VND

ASSETS	Code	Note	As at 30/09/2025	As at 01/01/2025
A. CURRENT ASSETS (100=110+130+140+150)	100		3,924,499,702,994	2,724,937,039,326
I. Cash and cash equivalents	110	5	86,723,827,729	104,184,219,922
1. Cash	111		46,723,827,729	104,184,219,922
2. Cash equivalents	112		40,000,000,000	-
II. Short-term investments	120		1,988,029,784,958	1,271,400,000,000
1. Held-for-trading securities	121		50,467,365,581	-
2. Investments held to maturity	123		1,937,562,419,377	1,271,400,000,000
III. Short-term receivables	130		1,270,517,686,322	723,054,734,073
1. Short-term trade accounts receivable	131		1,349,023,129,220	815,241,609,205
2. Short-term prepayments to suppliers	132		5,773,676,938	2,894,052,077
3. Other short-term receivables	136		71,876,261,290	66,834,704,323
4. Provision for doubtful debts – short-term	137		(156,155,381,126)	(161,915,631,532)
IV. Inventories	140	6	469,702,319,549	525,687,570,967
1. Inventories	141		479,822,922,384	535,245,387,406
2. Provision for decline in value of inventories	149		(10,120,602,835)	(9,557,816,439)
V. Other current assets	150		109,526,084,436	100,610,514,364
1. Short-term prepaid expenses	151		2,426,083,582	1,360,489,797
2. Value added tax ("VAT") to be reclaimed	152		106,962,605,398	99,150,024,567
3. Taxes and other receivables from State	153	9	137,395,456	100,000,000
B. LONG-TERM ASSETS (200=210+220+240+250+260)	200		70,734,315,975	65,526,737,196
I. Long-term receivables	210		1,148,239,590	42,460,000
1. Other long-term receivables	216		1,148,239,590	42,460,000
II. Fixed assets	220		69,586,076,385	65,484,277,196
1. Tangible fixed assets	221	7	13,450,657,414	7,811,882,085
- Historical cost	222		27,235,329,179	19,821,359,985
- Accumulated depreciation	223		(13,784,671,765)	(12,009,477,900)
2. Intangible fixed assets	227	8	56,135,418,971	57,672,395,111
- Historical cost	228		64,793,063,419	64,793,063,419
- Accumulated depreciation	229		(8,657,644,448)	(7,120,668,308)
III. Long-term investments	250		-	-
1. Investments in other entities	253		1,350,000,000	1,350,000,000
2. Provision for long-term investments	254		(1,350,000,000)	(1,350,000,000)
TOTAL ASSETS (270=100+200)	270		3,995,234,018,969	2,790,463,776,522

PETROSETCO DISTRIBUTION JOINT STOCK COMPANY

Consolidated Financial Statements

For the accounting period from 01 January 2025 to 30 September 2025

CONSOLIDATED BALANCE SHEET (continued)

As at 30 September 2025

FORM B 01-DN

Currency: VND

RESOURCES	Code	Note	As at 30/09/2025	As at 01/01/2025
A. LIABILITIES (300=310+330)	300		3,322,789,597,430	2,214,233,516,372
I. Short-term liabilities	310		3,320,940,346,158	2,211,949,304,173
1. Short-term trade accounts payable	311		637,050,743,350	391,946,193,544
2. Short-term advances from customers	312		25,673,090,061	3,489,370,461
3. Tax and other payables to the State	313	9	11,882,258,428	5,642,942,586
4. Payables to employees	314		23,827,681,164	22,875,652,124
5. Short-term accrued expenses	315	10	16,653,378,493	6,203,837,066
6. Other short-term payables	319	11	209,949,080,027	228,745,382,874
7. Short-term borrowings	320	12	2,381,610,067,181	1,537,823,253,064
8. Bonus and welfare funds	322		14,294,047,454	15,222,672,454
II. Long-term liabilities	330		1,849,251,272	2,284,212,199
1. Other long-term payables	337		607,018,269	707,018,269
2. Deferred income tax liabilities	341		1,242,233,003	1,577,193,930
B. OWNERS' EQUITY (400=410)	400		672,444,421,539	576,230,260,150
I. Capital and reserves	410	13	672,444,421,539	576,230,260,150
1. Owners' capital	411		518,278,940,000	518,278,940,000
2. Undistributed earnings	421		154,153,880,463	57,939,719,074
- Undistributed post-tax profits of previous years	421a		57,939,719,074	28,950,899,627
- Post-tax profit of current year	421b		96,214,161,389	28,988,819,447
3. Non-controlling interests	429		11,601,076	11,601,076
TOTAL RESOURCES (440=300+400)	440		3,995,234,018,969	2,790,463,776,522



Tong Xuan Nam
Preparer
17 October 2025



Nguyen Van Nghia
Chief Accountant



Vu Tien Duong
Chairman of the Board

PETROSETCO DISTRIBUTION JOINT STOCK COMPANY

Consolidated Financial Statements

For the accounting period from 01 January 2025 to 30 September 2025

CONSOLIDATED INCOME STATEMENT

For the accounting period from 01 January 2025 to 30 September 2025

FORM B 02-DN

Currency: VND

ARTICLE	Code	Note	Q3 FY2025	Q3 FY2024	From 01/01/2025 to 30/09/2025	From 01/01/2024 to 30/09/2024
1. Revenue from sales of goods and rendering of services	01		2,293,593,461,599	1,603,268,623,214	5,638,902,776,360	4,538,299,477,416
2. Less deductions	02		78,991,309,402	63,620,907,761	195,714,743,712	149,004,478,572
3. Net revenues from sales and services rendered	10		2,214,602,152,197	1,539,647,715,453	5,443,188,032,648	4,389,294,998,844
4. Cost of goods sold and services rendered	11		2,111,188,366,519	1,459,326,519,332	5,175,610,665,651	4,172,269,503,011
5. Gross profit from sales of goods and rendering of services	20		103,413,785,678	80,321,196,121	267,577,366,997	217,025,495,833
6. Financial income	21	14	47,277,488,193	27,004,072,155	103,396,632,226	59,278,848,365
7. Financial expenses	22	15	23,922,436,254	11,721,615,455	57,830,546,652	39,528,642,592
Including: Interest expense	23		24,809,874,445	11,317,269,074	56,241,946,821	34,931,443,496
8. Selling expenses	24		60,976,156,410	46,518,960,726	160,797,098,481	121,854,529,841
9. General and administration expenses	25		12,226,257,934	13,769,887,449	35,042,504,866	36,935,345,607
10. Net operating profit	30		53,566,423,273	35,314,804,646	117,303,849,224	77,985,826,158
11. Other income	31		2,158,061,932	470,641,246	3,523,006,897	4,390,843,069
12. Other expenses	32		133,955,413	67,065,341	139,563,881	135,565,281
13. Net other income	40		2,024,106,519	403,575,905	3,383,443,016	4,255,277,788
14. Accounting profit before tax	50		55,590,529,792	35,718,380,551	120,687,292,240	82,241,103,946
15. Corporate income tax ("CIT") - current	51	16	11,327,560,289	7,671,332,373	24,808,091,777	17,766,109,794
16. CIT - deferred	52		(111,653,642)	178,666,355	(334,960,926)	(16,801,458)
17. Profit after tax	60		44,374,623,145	27,868,381,823	96,214,161,389	64,491,795,610
Attributable to:						
Parent Company	61		44,374,623,145	27,895,549,140	96,214,161,389	64,530,249,198
Non-controlling interests	62		-	(27,167,317)	-	(38,453,588)
18. Basic earnings per share	70	17	856	538	1,856	1,245
19. Diluted earnings per share	71		856	538	1,856	1,245

Nam

Tong Xuan Nam
Preparer
17 October 2025

Ngh

Nguyen Van Nghia
Chief Accountant



Vu Tien Duong
Chairman of the Board

For the accounting period from 01 January 2025 to 30 September 2025

Currency: VND

Vu Tien Duong
Chairman of the Board

PETROSETCO DISTRIBUTION JOINT STOCK COMPANY

Consolidated Financial Statements

For the accounting period from 01 January 2025 to 30 September 2025

NOTES TO THE CONSOLIDATED FINANCIAL STATEMENTS (continued)

FORM B 09-DN

These notes form an integral part of and should be read in conjunction with the accompanying financial statements

1. GENERAL INFORMATION

Petrosetco Distribution Joint Stock Company ("the Company") was formerly known as Petroleum General Distribution Services One Member Company Limited, which was incorporated with the origination of Petroleum Telecommunication Enterprise in accordance with enterprise registration certificate No. 0305482862 dated 4 February 2008.

According to the Resolution No. 28/NQ-DVTHDK dated 13 September 2011 of PetroVietnam General Services Joint Stock Corporation ("Petrosetco"), its parent company, on the restructuring plan of Petrosetco, Petroleum General Distribution Services One Member Company Limited was transformed into a joint stock company. The Company has officially operated under a joint stock company according to the 6th amended enterprise registration certificate No. 0305482862 dated 7 November 2011 and the following amended enterprise registration certificates issued by the Department of Planning and Investment of Ho Chi Minh City.

On 28 June 2013, the Company's shares were listed on the Hanoi Stock Exchange with the stock trading code "PSD".

The principal activities of the Company are trading of telecommunication equipments; wholesale of computers and equipments; wholesale of toys, game products; computers and peripheral equipments repairing services; supporting services including freight formatting services, logistic services.

2. BASIS OF PREPARATION OF SEPARATE FINANCIAL STATEMENTS AND FISCAL YEAR

Basis of preparation of consolidated financial statements

The consolidated financial statements have been prepared in accordance with Vietnamese Accounting Standards, the Vietnamese Corporate Accounting System and applicable regulations on preparation and presentation of financial statements. The consolidated financial statements have been prepared under the historical cost convention.

Fiscal year

The Company's fiscal year is from 1 January to 31 December.

The consolidated financial statements are prepared for the period from 1 January to 30 September.

3. APPLYING NEW ACCOUNTING POLICIES

On 22 December 2014, Ministry of Finance issued Circular 200/2014/TT-BTC (Circular 200) providing guidance on Corporate Accounting System applicable for all types of enterprises in all sectors. Circular 200 became effective on 5 February 2015 and applies for the financial year beginning on or after 1 January 2015 and replaces the Corporate Accounting System issued in accordance to Decision 15/2006/QĐ-BTC and Circular 244/2009/TT-BTC. The Board of Directors evaluated that Circular 200 does not have a critical impact on the Company's financial statements for the accounting period from 01 January 2025 to 30 September 2025.

4. SUMMARY OF SIGNIFICANT ACCOUNTING POLICIES

Critical accounting estimates

The preparation of consolidated financial statements in conformity with Vietnamese Accounting Standards, the Vietnamese Corporate Accounting System and applicable regulations on preparation and presentation of consolidated financial statements requires the Director to make estimates and

PETROSETCO DISTRIBUTION JOINT STOCK COMPANY

Consolidated Financial Statements

For the accounting period from 01 January 2025 to 30 September 2025

NOTES TO THE CONSOLIDATED FINANCIAL STATEMENTS (continued)

FORM B 09-DN

These notes form an integral part of and should be read in conjunction with the accompanying financial statements

assumptions that affect the reported amounts of assets, liabilities and disclosures of contingent assets and liabilities at the date of the consolidated financial statements and the reported amounts of revenues and expenses during the year.

Such estimates and assumptions are continually evaluated. They are based on historical experience and other factors, including expectations of future events that may have a financial impact on the Company and that are assessed by the Director to be reasonable under the circumstances.

Basis of consolidation

Subsidiaries are all entities over which the Group have the power to govern the financial and operating policies in order to gain future benefits from their activities generally accompanying a shareholding of more than one half of the voting rights. The existence and effect of potential voting rights that are currently exercisable or convertible are considered when assessing whether the Group controls another entity. Subsidiary is fully consolidated from the date on which control is transferred to the Group. It is de-consolidated from the date that control ceases.

The purchase method of accounting is used to account for the acquisition of subsidiaries by the Group. The cost of an acquisition is measured as the fair value of the assets given, equity instruments issued and liabilities incurred or assumed at the date of exchange, plus costs directly attributable to the acquisition. Identifiable assets acquired and liabilities and contingent liabilities assumed in a business combination are measured initially at their fair values at the acquisition date, irrespective of the extent of any non-controlling interest. The excess of the cost of acquisition over the fair value of the Group's share of the identifiable net assets acquired is recorded as goodwill. If the cost of acquisition is less than the fair value of the net assets of the subsidiary acquired, the difference is recognised directly in the consolidated income statement.

In a multi-phase acquisition, when determining goodwill or bargain purchase, the consideration is the sum of the total consideration on the date of acquiring control and previous considerations remeasured to fair value on the date of control acquisition.

Inter-company transactions, balances and unrealised gains and losses on transactions between group companies are eliminated. Accounting policies of subsidiaries have been changed where necessary to ensure consistency with the policies adopted by the Group.

The financial statements of the Group is prepared for the same accounting period. If there are differences in end dates, the gap must not exceed 3 months. Adjustments are made to reflect impacts of significant transactions and events occurring between the end dates of the subsidiaries' accounting period and that of the Group. The length of the reporting period and differences in reporting date must be consistent between years.

The Group apply a policy for transactions with non-controlling interests ("NCI") as transactions with external parties to the Group.

NCI are measured at their proportionate share of the acquiree's identifiable net assets at date of acquisition.

The divestment of the Group's interest in a subsidiary that does not result in a loss of control is accounted for as a transactions with owners. The difference between the change in the Group's share of net assets of the subsidiary and any consideration paid or received from divestment of Company's interest in a subsidiary is recorded directly in the undistributed earnings under equity.

In a divestment of the Group's interest in a subsidiary that results in a loss of control, the difference between the share of the Group in the net assets of the subsidiary and the net proceeds from divestment is recognised in the consolidated income statement. The retained interest in the entity will be accounted for as either an investment in an other entity or investment to be equity accounted for since the divestment date.

Cash and cash equivalents

Cash and cash equivalents comprise cash on hand, cash at banks and other short-term investments with an original maturity of three months or less.

PETROSETCO DISTRIBUTION JOINT STOCK COMPANY

Consolidated Financial Statements

For the accounting period from 01 January 2025 to 30 September 2025

NOTES TO THE CONSOLIDATED FINANCIAL STATEMENTS (continued)

FORM B 09-DN

These notes form an integral part of and should be read in conjunction with the accompanying financial statements

Receivables and Provision for doubtful debts

Receivables represent trade receivables from customers arising from sales of goods or non-trade receivables from others and are stated at cost. Provision for doubtful debts is made for each outstanding amount based on overdue days in payment according to the initial payment commitment (exclusive of the payment rescheduling between parties), or based on the estimated loss that may arise.

Inventories

Inventories are stated at the lower of cost and net realisable value. Cost is determined by the weighted average method and includes all costs of purchase and other costs incurred in bringing the inventories to their present location and condition. Net realisable value is the estimated selling price in the normal course of business, less the estimated costs of completion and selling expenses.

Provision is made, when necessary, for obsolete, slow-moving and defective inventory items. The difference between the provision of this year and the provision of the previous year is recognised as an increase or decrease of cost of goods sold in the year.

Tangible and intangible fixed assets

Fixed assets are stated at historical cost less accumulated depreciation or amortisation. Historical cost includes expenditure that is directly attributable to the acquisition of the fixed assets bringing them to suitable conditions for their intended use. Expenditure which is incurred subsequently and has resulted in an increase in the future economic benefits expected to be obtained from the use of fixed assets, can be capitalised as an additional historical cost. Otherwise, such expenditure is charged to the consolidated income statement when incurred in the year.

Fixed assets are depreciated and amortised using the straight-line basis so as to write off the depreciable amount of the fixed assets over their estimated useful lives. Depreciable amount equals to the historical cost of fixed assets recorded in the interim consolidated financial statements minus (-) the estimated disposal value of such assets. The principal annual rates of each asset class are as follows:

Machinery, equipment	20%/year
Motor vehicles	16.67%/year
Office equipment	20 - 33%/year
Software	20%/year

Revenue recognition

Revenue from sale of goods is recognised in the consolidated income statement when all five (5) of the following conditions are satisfied:

- The Company has transferred to the buyer the significant risks and rewards of ownership of the goods;
- The Company retains neither continuing managerial involvement to the degree usually associated with ownership nor effective control over the goods sold;
- The amount of revenue can be measured reliably;
- It is probable that the economic benefits associated with the transaction will flow to the Company; and
- The costs incurred or to be incurred in respect of the transaction can be measured reliably.

No revenue is recognised if there are significant uncertainties regarding recovery of the consideration due or the possible return of goods.

PETROSETCO DISTRIBUTION JOINT STOCK COMPANY

Consolidated Financial Statements

For the accounting period from 01 January 2025 to 30 September 2025

NOTES TO THE CONSOLIDATED FINANCIAL STATEMENTS (continued)

FORM B 09-DN

These notes form an integral part of and should be read in conjunction with the accompanying financial statements

4. SUMMARY OF SIGNIFICANT ACCOUNTING POLICIES (continued)

Exchange rates

Transactions arising in foreign currencies are translated at exchange rates prevailing at the transaction dates. Foreign exchange differences arising from these transactions are recognised in the consolidated income statement.

Monetary assets and liabilities denominated in foreign currencies at the consolidated balance sheet date are respectively translated at the buying and selling exchange rates at the consolidated balance sheet date of the commercial banks with which the Company regularly transacts. Foreign currencies deposited in banks at the consolidated balance sheet date are translated at the buying exchange rate of the commercial banks with where the Company opens its foreign currency accounts. Foreign exchange differences arising from these translations are recognised in the consolidated income statement.

Borrowings

Borrowings include borrowings from banks.

Borrowings are classified into short-term and long-term based on remaining period from the consolidated balance sheet date to the maturity date.

Borrowing costs are recognised in the consolidated income statement when incurred.

Provisions

Provisions are recognised when the Company has a present legal or constructive obligation as a result of past events; it is probable that an outflow of resources will be required to settle the obligation and the amount has been reliably estimated. Provision is not recognised for future operating losses.

Provisions are measured at the level of the expenditures expected to be required to settle the obligation. If the time value of money is material, provision will be measured at the present value using a pre-tax rate that reflects current market assessments of the time value of money and the risks specific to the obligation. The increase in the provision due to passage of time is recognised as a financial expense. Changes in the provision balance during the year are recorded as an increase or decrease in consolidated operating expenses.

Current and deferred income tax

Income taxes includes all income taxes which is based on taxable profits. Income tax expense comprises current income tax expense and deferred income tax expense.

Current income tax is the amount of income taxes payable or recoverable in respect of the current year taxable profits at the current year tax rates. Current and deferred tax are recognised as an income or an expense and included in the profit or loss of the year, except to the extent that the tax arises from a transaction or event which is recognised, in the same or a different year, directly in equity.

Deferred income tax is provided in full, using the liability method, on temporary differences arising between the tax bases of assets and liabilities and their carrying amounts in the consolidated financial statements. Deferred income tax is not accounted for if it arises from initial recognition of an asset or liability in a transaction other than a business combination that at the time of occurrence affects neither the accounting nor the taxable profit or loss. Deferred income tax is determined at the tax rates that are expected to apply to the year when the asset is realised or the liability is settled, based on tax rates that have been enacted or substantively enacted by the consolidated balance sheet date.

Deferred income tax assets are recognised to the extent that it is probable that future taxable profit will be available against which the temporary differences can be utilised.

PETROSETCO DISTRIBUTION JOINT STOCK COMPANY**Consolidated Financial Statements**

For the accounting period from 01 January 2025 to 30 September 2025

NOTES TO THE CONSOLIDATED FINANCIAL STATEMENTS (continued)

FORM B 09-DN

*These notes form an integral part of and should be read in conjunction with the accompanying financial statements***5. CASH AND CASH EQUIVALENTS**

	30/09/2025	01/01/2025
	VND	VND
Cash on hand	702,821,595	659,821,595
Cash at bank	46,021,006,134	103,524,398,327
Cash equivalents	40,000,000,000	-
	86,723,827,729	104,184,219,922

6. INVENTORIES

	30/09/2025	01/01/2025
	VND	VND
Goods in transit	-	71,672,769,967
Merchandise	479,094,142,851	462,993,751,303
Goods on consignment	728,779,533	578,866,136
	479,822,922,384	535,245,387,406
Provision for decline in value of inventories	(10,120,602,835)	(9,557,816,439)
Net realizable value of inventories	469,702,319,549	525,687,570,967

7. TANGIBLE FIXED ASSETS

	Motor vehicles	Office equipment	Plant and buildings	Total
	VND	VND	VND	VND
HISTORICAL COST				
As at 01/01/2025	8,640,612,229	6,183,177,990	4,997,569,766	19,821,359,985
New purchases	7,387,081,654	94,135,000	-	7,481,216,654
Disposals	-	(67,247,460)	-	(67,247,460)
As at 30/09/2025	16,027,693,883	6,210,065,530	4,997,569,766	27,235,329,179
ACCUMULATED DEPRECIATION				
As at 01/01/2025	5,354,963,404	5,904,879,032	749,635,464	12,009,477,900
Charge for the period	1,365,675,882	222,109,117	187,408,867	1,775,193,866
As at 30/09/2025	6,720,639,286	6,126,988,149	937,044,331	13,784,671,766
NET BOOK VALUE				
As at 01/01/2025	3,285,648,825	278,298,958	4,247,934,302	7,811,882,085
As at 30/09/2025	9,307,054,597	83,077,381	4,060,525,435	13,450,657,413

PETROSETCO DISTRIBUTION JOINT STOCK COMPANY**Consolidated Financial Statements**

For the accounting period from 01 January 2025 to 30 September 2025

NOTES TO THE CONSOLIDATED FINANCIAL STATEMENTS (continued) FORM B 09-DN*These notes form an integral part of and should be read in conjunction with the accompanying financial statements***8. INTANGIBLE FIXED ASSETS**

	Software	Right to use assets	Total
	VND	VND	VND
HISTORICAL COST			
As at 01/01/2025	1,330,844,256	63,462,219,163	64,793,063,419
New purchases	-	-	-
As at 30/09/2025	1,330,844,256	63,462,219,163	64,793,063,419
ACCUMULATED DEPRECIATION			
As at 01/01/2025	1,171,085,261	5,949,583,047	7,120,668,308
Charge for the period	49,580,379	1,487,395,761	1,536,976,140
As at 30/09/2025	1,220,665,640	7,436,978,808	8,657,644,448
NET BOOK VALUE			
As at 01/01/2025	159,758,995	57,512,636,116	57,672,395,111
As at 30/09/2025	110,178,616	56,025,240,355	56,135,418,971

9. TAXES AND OTHER RECEIVABLES FROM THE STATE/ PAYABLES TO THE STATE

	30/09/2025	01/01/2025
	VND	VND
Taxes and other receivables from the State		
VAT	(107,000,000,854)	(99,150,024,567)
Corporate income tax	(100,000,000)	(100,000,000)
	<u>(107,100,000,854)</u>	<u>(99,250,024,567)</u>
Tax and other payables to the State		
Corporate income tax	11,327,560,289	4,839,589,119
Personal income tax	552,012,515	803,353,467
Foreign Contractor Tax (FCT)	2,685,624	-
	<u>11,882,258,428</u>	<u>5,642,942,586</u>

10. SHORT-TERM ACCRUED EXPENSES

	VND	VND
Interest expense	8,389,680,329	1,193,466,505
Other short-term accrued expenses	8,263,698,164	5,010,370,561
	<u>16,653,378,493</u>	<u>6,203,837,066</u>

PETROSETCO DISTRIBUTION JOINT STOCK COMPANY**Consolidated Financial Statements**

For the accounting period from 01 January 2025 to 30 September 2025

NOTES TO THE CONSOLIDATED FINANCIAL STATEMENTS (continued)**FORM B 09-DN***These notes form an integral part of and should be read in conjunction with the accompanying financial statements***11. OTHER SHORT-TERM PAYABLES**

	30/09/2025	01/01/2025
	VND	VND
Dividend payable	260,469,748	52,085,287,748
Other payables	209,688,610,279	176,660,095,126
	209,949,080,027	228,745,382,874

12. SHORT-TERM BORROWINGS

	30/09/2025	01/01/2025
	VND	VND
Vietnam Technological and Commercial Joint Stock Bank	99,276,459,368	-
HSBC Bank (Vietnam) Ltd	285,657,786,358	268,081,832,418
Vietnam Joint Stock Commercial Bank for Industry and Trade	399,325,924,449	353,381,029,873
Vietnam Maritime Commercial Joint Stock Bank	498,797,192,143	-
United Overseas Bank (Vietnam) Limited	499,902,518,710	-
Joint Stock Commercial Bank for Foreign Trade of Vietnam	598,650,186,153	413,175,935,245
Military Commercial Joint Stock Bank	-	27,741,262,640
KASIKORNBANK Public Company Limited	-	66,054,856,813
Joint Stock Commercial Bank for Investment and Development of Vietnam	-	409,388,336,075
	2,381,610,067,181	1,537,823,253,064

13. OWNERS' EQUITY

	Owners' capital	Undistributed earnings	Non-controlling interests	Total
	VND	VND	VND	VND
As at 01/01/2024	518,278,940,000	28,950,899,627	50,557,343	547,280,396,970
Net profit for the year	-	82,610,486,425	(38,956,267)	82,571,530,158
Appropriation to the bonus and welfare fund	-	(1,793,772,978)	-	(1,793,772,978)
Dividend paid	-	(51,827,894,000)	-	(51,827,894,000)
As at 01/01/2025	518,278,940,000	57,939,719,074	11,601,076	576,230,260,150
Net profit for the year	-	96,214,161,389	-	96,214,161,389
As at 30/06/2025	518,278,940,000	154,153,880,463	11,601,076	672,444,421,539

14. FINANCIAL INCOME

	VND	VND
Interest income from deposits	60,791,983,884	38,757,860,105
Realised foreign exchange gains	17,464,734,210	16,081,083,139
Others	25,139,914,132	4,439,905,121
	103,396,632,226	59,278,848,365

PETROSETCO DISTRIBUTION JOINT STOCK COMPANY**Consolidated Financial Statements**

For the accounting period from 01 January 2025 to 30 September 2025

NOTES TO THE CONSOLIDATED FINANCIAL STATEMENTS (continued)**FORM B 09-DN***These notes form an integral part of and should be read in conjunction with the accompanying financial statements***15. FINANCIAL EXPENSES**

	From 01/01/2025 to 30/09/2025	From 01/01/2024 to 30/09/2024
	VND	VND
Interest expense	56,241,946,821	34,931,443,496
Realised foreign exchange losses	1,217,392,289	3,836,344,043
Others	371,207,542	760,855,053
	57,830,546,652	39,528,642,592

16. CORPORATION INCOME TAX ("CIT")

	From 01/01/2025 to 30/09/2025	From 01/01/2024 to 30/09/2024
	VND	VND
Accounting profit before tax	120,687,292,240	82,241,103,946
Expenses not deductible for tax purposes	918,542,985	6,637,849,775
Over/under-provision in previous years	-	(561,119,268)
Temporary differences for which no deferred income tax was recog	2,434,623,658	512,714,509
Taxable income	124,040,458,883	88,830,548,962
CIT – current	24,808,091,777	17,766,109,794
CIT – deferred	(334,960,926)	(16,801,458)


17. EARNINGS PER SHARE

	From 01/01/2025 to 30/09/2025	From 01/01/2024 to 30/09/2024
Net profit attributable to shareholders after adjusting bonus and welfare funds (VND)	96,214,161,389	64,530,249,198
Weighted average number of ordinary shares in issue	51,827,894	51,827,894
Basic earnings per share (VND)	1,856	1,245

18. APPROVAL OF FINANCIAL STATEMENTS

The consolidated financial statements for the year ended 30 September 2025 were approved by the Chairman of the Board on 17 October 2025.


Tong Xuan Nam
Preparer
17 October 2025


Nguyen Van Nghia
Chief Accountant


Vu Tiên Duong
Chairman of the Board

