

**CAM RANH PORT JOINT STOCK COMPANY**  
**REVIEWED INTERIM**  
**CONSOLIDATED FINANCIAL STATEMENTS**  
**FOR THE PERIOD FROM 01 JANUARY 2025 TO 30 JUNE 2025**



**TABLE OF CONTENTS**

<b><u>CONTENT</u></b>	<b><u>PAGES</u></b>
STATEMENT OF THE BOARD OF GENERAL DIRECTORS	2 - 3
REPORT ON REVIEW OF INTERIM FINANCIAL INFORMATION	4 - 5
INTERIM CONSOLIDATED BALANCE SHEET	6 - 7
INTERIM CONSOLIDATED INCOME STATEMENT	8
INTERIM CONSOLIDATED CASH FLOW STATEMENT	9 - 10
NOTES TO THE INTERIM CONSOLIDATED FINANCIAL STATEMENTS	11- 42

**STATEMENT OF THE BOARD OF GENERAL DIRECTORS**

The Board of General Directors of Cam Ranh Port Joint Stock Company (hereinafter referred to as the "Company") presents this report together with the reviewed interim consolidated financial statements for the period from 01 January 2025 to 30 June 2025.

**THE BOARD OF MANAGEMENT, THE BOARD OF GENERAL DIRECTORS, AND THE BOARD OF SUPERVISORS**

The members of the Board of Management, the Board of General Directors and the Board of Supervisors of the Company who held office for the period from 01 January 2025 to 30 June 2025 and up to the date of this report are as follows:

**The Board of Management**

Mr. Do Hung Duong	Chairman (Appointed from 12 June 2025)
Mr. Pham Huu Tan	Chairman (Dismissed from 12 June 2025)
Mr. Nguyen Van Thang	Member
Mrs. Nguyen Thi Yen	Member
Mr. Nguyen Van Tai	Member
Mrs. Nguyen Thi Minh Ngoc	Member (Dismissed from 12 June 2025)
Mr. Luu Van Dung	Member (Appointed from 12 June 2025)

**The Board of General Directors**

Mr. Nguyen Van Thang	General Director
Mr. Trinh Thanh Tung	Deputy General Director

**The Board of Supervisors**

Mr. Hoang Viet	Head of the Board of Supervisors (Appointed 12 June 2025)
Mrs. Nguyen Thi Hien	Head of the Board of Supervisors (Dismissed from 12 June 2025)
Mrs. Tran Thi Thanh Thuy	Member
Mrs. Bui Thi Ngoc Luong	Member

**In charge of accounting**

Mrs. Ho Nguyen Tu Anh	Head of Finance and Accounting Department from 18 April 2025
-----------------------	--

**THE AUDITOR**

The accompanying interim consolidated financial statements for the period from 01 January 2025 to 30 June 2025 have been reviewed by UHY Auditing and Consulting Company Limited.

**RESPONSIBILITY OF THE BOARD OF GENERAL DIRECTORS**

The Board of General Directors of the Company is responsible for preparing the interim consolidated financial statements for the period from 01 January 2025 to 30 June 2025, which give a true and fair view of the consolidated financial position of the Company as at 30 June 2025, its consolidated operating results and its consolidated cash flows for the period from 01 January 2025 to 30 June 2025. In preparing those interim consolidated financial statements, the Board of General Directors is required to:

- Select suitable accounting policies and then apply them consistently;
- Make judgments and estimates that are reasonable and prudent;
- State whether applicable accounting principles have been followed, subject to any material departures disclosed and explained in the interim consolidated financial statements;



## **STATEMENT OF THE BOARD OF GENERAL DIRECTORS (CONT'D)**

### **RESPONSIBILITY OF THE BOARD OF GENERAL DIRECTORS (CONT'D)**

- Prepare the interim consolidated financial statements on a going concern basis unless it is inappropriate to presume that the Company will continue its business;
- Design and implement an effective system of internal control to ensure preparation and fair presentation of the interim consolidated financial statements and to mitigate the risks of material misstatement due to fraud or error.

The Board of General Directors is responsible for ensuring that proper accounting records are kept, which disclose, with reasonable accuracy at any time, the consolidated financial position of the Company and for ensuring that the interim consolidated financial statements of the Company comply with Vietnamese Accounting Standards, Vietnamese Corporate Accounting System, and related legal regulations on the preparation and presentation of the interim consolidated financial statements. It is also responsible for safeguarding the assets of the Company and hence for taking reasonable steps for the prevention and detection of fraud and other irregularities.

### **OTHER COMMITMENTS**

The Board of General Directors affirms that the Company has not violated its information disclosure obligations in accordance with the provisions of Circular No. 96/2020/TT-BTC dated 16 November 2020 of the Ministry of Finance and Circular No. 68/2024/TT-BTC dated 18 September 2024 amending and supplementing a number of articles of Circular No. 96/2020/TT-BTC on information disclosure in the securities market; Decree No. 155/2020/ND-CP dated 31 December 2020 of the Government detailing the implementation of certain articles of the Law on Securities No. 54/2019/QH14; and Circular No. 116/2020/TT-BTC dated 31 December 2020 of the Ministry of Finance guiding several provisions on corporate governance applicable to public companies.

For and on behalf of the Board of General Directors,



The image shows a handwritten signature in blue ink over a red circular corporate seal. The seal contains the text 'CÔNG TY CỔ PHẦN CẢNG CAM RANH' and 'H. CAM RANH - T. KHÁNH HÒA'.

**Nguyen Van Thang**

**General Director**

*Khanh Hoa, 14 August 2025*



No: 878/2025/UHY-BCSX

**REPORT ON REVIEW OF INTERIM FINANCIAL INFORMATION**  
*On the consolidated financial statements of Cam Ranh Port Joint Stock Company*  
*For the period from 01 January 2025 to 30 June 2025*

**To: The Shareholders, the Board of Management and the Board of General Directors**  
**Cam Ranh Port Joint Stock Company**

We have reviewed the accompanying interim consolidated financial statements of Cam Ranh Port Joint Stock Company (hereinafter referred to as the “Company”) as prepared on 14 August 2025, and set out on pages 06 to 42, which comprise the interim consolidated balance sheet as at 30 June 2025, the interim consolidated income statement and the interim consolidated cash flow statement for the period from 01 January 2025 to 30 June 2025 and the Notes thereto.

**The Board of General Directors’ responsibility**

The Board General Director is responsible for the preparation and fair presentation of these interim consolidated financial statements in accordance with the Vietnamese Accounting Standards, Vietnamese Corporate Accounting System and related legal regulations on the preparation and presentation of the interim consolidated financial statements, and for such internal control as the Board of General Directors determines is necessary to enable the preparation and presentation of the interim consolidated financial statements that are free from material misstatement, whether due to fraud or error.

**Auditors’ responsibility**


Our responsibility is to express a conclusion on the Company’s interim consolidated financial statements based on our review. We conducted our review in accordance with Vietnamese Standard on Review Engagements No. 2410 – Review of Interim Financial Information Performed by the Independent Auditor of the Entity.

A review of interim financial information consists primarily of making inquiries, mainly of persons responsible for financial and accounting matters, and applying analytical procedures and other review procedures. A review is substantially less in scope than an audit conducted in accordance with Vietnamese Standards on Auditing and, accordingly, does not enable us to obtain assurance that we would become aware of all significant matters that might be identified in an audit. Therefore, we do not express an audit opinion.

## REPORT ON REVIEW OF INTERIM FINANCIAL INFORMATION (CONT'D)

### Auditor's conclusion

Based on our review, nothing has come to our attention that causes us to believe that the accompanying interim consolidated financial statements do not give a true and fair view, in all material respects, of the interim consolidated financial position of Cam Ranh Port Joint Stock Company as at 30 June 2025, and of the consolidated results of its operations and its consolidated cash flows for the period from 01 January 2025 to 30 June 2025 in accordance with the Vietnamese Accounting Standards, Vietnamese Corporate Accounting System and related legal regulations on the preparation and presentation of the interim consolidated financial statements.



**Ha Minh Long**

**Deputy General Director**

Auditor's Practicing Certificate No. 1221-2023-112-1

*For and on behalf of*

**UHY AUDITING AND CONSULTING COMPANY LIMITED**

*Hanoi, 14 August 2025*



**INTERIM CONSOLIDATED BALANCE SHEET**

*As at 30 June 2025*

ASSETS	Code	Note	30/06/2025 VND	01/01/2025 VND
<b>CURRENT ASSETS</b>	<b>100</b>		<b>75,080,235,692</b>	<b>50,645,911,762</b>
<b>Cash and cash equivalents</b>	<b>110</b>	<b>V.1</b>	<b>45,090,897,958</b>	<b>34,003,114,204</b>
Cash	111		7,590,897,958	11,003,114,204
Cash equivalents	112		37,500,000,000	23,000,000,000
<b>Short-term financial investments</b>	<b>120</b>	<b>V.2</b>	<b>1,500,000,000</b>	<b>1,500,000,000</b>
Held-to-maturity investments	123		1,500,000,000	1,500,000,000
<b>Current accounts receivable</b>	<b>130</b>		<b>23,059,198,198</b>	<b>13,124,798,373</b>
Short-term trade receivables	131	V.3	22,502,097,180	11,674,489,541
Short-term advances to suppliers	132	V.4	397,096,568	1,837,955,000
Other short-term receivables	136	V.5	1,415,763,578	868,112,960
Provision for doubtful short-term receivables	137	V.6	(1,255,759,128)	(1,255,759,128)
<b>Inventories</b>	<b>140</b>	<b>V.7</b>	<b>1,793,768,471</b>	<b>1,507,976,918</b>
Inventories	141		1,793,768,471	1,507,976,918
<b>Other current assets</b>	<b>150</b>		<b>3,636,371,065</b>	<b>510,022,267</b>
Short-term prepaid expenses	151	V.8	3,636,371,065	447,022,889
Tax and other receivables from the State budget	153		-	62,999,378
<b>NON - CURENT ASSETS</b>	<b>200</b>		<b>258,714,871,878</b>	<b>264,084,729,617</b>
<b>Long-term receivables</b>	<b>210</b>		<b>100,000,000</b>	<b>100,000,000</b>
Other long-term receivables	216	V.5	100,000,000	100,000,000
<b>Fixed assets</b>	<b>220</b>		<b>252,972,009,914</b>	<b>259,122,294,183</b>
Tangible fixed assets	221	V.9	252,434,054,121	258,493,099,215
- Costs	222		574,011,204,057	569,015,248,259
- Accumulated depreciation	223		(321,577,149,936)	(310,522,149,044)
Intangible fixed assets	227	V.10	537,955,793	629,194,968
- Costs	228		955,375,660	955,375,660
- Accumulated amortisation	229		(417,419,867)	(326,180,692)
<b>Long-term assets in progress</b>	<b>240</b>		<b>1,795,734,107</b>	<b>2,237,787,979</b>
Construction in progress	242	V.11	1,795,734,107	2,237,787,979
<b>Long-term financial investments</b>	<b>250</b>	<b>V.2</b>	<b>1,170,000,000</b>	<b>1,170,000,000</b>
Investment in other entities	253		1,170,000,000	1,170,000,000
<b>Other long-term assets</b>	<b>260</b>		<b>2,677,127,857</b>	<b>1,454,647,455</b>
Long-term prepaid expenses	261	V.8	2,677,127,857	1,453,963,091
Deferred tax assets	262		-	684,364
<b>TOTAL ASSETS</b>	<b>270</b>		<b>333,795,107,570</b>	<b>314,730,641,379</b>



Form B01a – DN/HN

**INTERIM CONSOLIDATED BALANCE SHEET (CONT'D)**

As at 30 June 2025

RESOURCES	Code	Note	30/06/2025 VND	01/01/2025 VND
<b>LIABILITIES</b>	<b>300</b>		<b>59,399,557,296</b>	<b>34,223,966,082</b>
<b>Current liabilities</b>	<b>310</b>		<b>52,775,957,296</b>	<b>25,494,766,082</b>
Short-term trade payables	311	V.12	9,219,457,369	6,546,957,857
Short-term advances from customers	312	V.13	969,668,256	92,100,010
Taxes and other payables to the State budget	313	V.14	4,186,533,342	1,880,994,124
Payables to employees	314		8,535,986,927	7,389,859,600
Short-term accrued expenses	315	V.15	2,171,393,973	145,688,225
Short-term unearned revenues	318	V.16	3,561,505,000	3,787,200,000
Other short-term payments	319	V.17	15,390,377,263	3,189,587,914
Short-term loan and finance lease obligations	320	V.18	1,620,000,000	1,620,000,000
Short-term provisions	321		3,600,000,000	-
Bonus and welfare fund	322		3,521,035,166	842,378,352
<b>Non - current liabilities</b>	<b>330</b>		<b>6,623,600,000</b>	<b>8,729,200,000</b>
Long-term unearned revenues	336	V.16	66,600,000	1,362,200,000
Long-term loans and finance lease obligations	338	V.18	6,557,000,000	7,367,000,000
<b>OWNER'S EQUITY</b>	<b>400</b>		<b>274,395,550,274</b>	<b>280,506,675,297</b>
<b>Capital</b>	<b>410</b>	<b>V.19</b>	<b>274,395,550,274</b>	<b>280,506,675,297</b>
Contributed charter capital	411		245,018,170,000	245,018,170,000
- Shares with voting rights	411a		245,018,170,000	245,018,170,000
Other owners' capital	414		275,419,340	275,419,340
Treasury shares	415		(482,000,000)	(482,000,000)
Investment and development fund	418		14,520,231,962	14,520,231,962
Retained earnings	421		10,824,647,879	16,755,014,992
- Undistributed earnings by the end of prior year	421a		378,705,802	400,443,752
- Undistributed earnings of the period from 01/01/2025 to 30/06/2025	421b		10,445,942,077	16,354,571,240
Non-controlling interests	429		4,239,081,093	4,419,839,003
<b>TOTAL LIABILITIES AND OWNERS' EQUITY</b>	<b>440</b>		<b>333,795,107,570</b>	<b>314,730,641,379</b>


Khanh Hoa, 14 August 2025

Preparer



Nguyen Thi Ngoc Hoa

Head of Finance and  
Accounting Department



Ho Nguyen Tu Anh

General Director



Nguyen Van Thang

Form B02a – DN/HN

**INTERIM CONSOLIDATED INCOME STATEMENT**

*For the period from 01 January 2025 to 30 June 2025*


Items	Code	Note	From 01/01/2025 to 30/06/2025 VND	From 01/01/2024 to 30/06/2024 VND
Revenue from sales of goods and rendering of services	01	VI.1	106,406,338,678	85,922,087,285
Net revenue from sales of goods and rendering of services	10		106,406,338,678	85,922,087,285
Cost of goods sold and services rendered	11	VI.2	74,520,223,903	62,673,950,369
Gross profit from sales of goods and rendering of services	20		31,886,114,775	23,248,136,916
Financial income	21	VI.3	1,646,978,369	785,208,696
Financial expenses	22	VI.4	330,652,097	405,047,284
- In which: Interest expenses	23		330,652,097	405,047,284
Selling expenses	25	VI.5	136,959,826	138,168,822
General and administrative expenses	26	VI.6	15,903,626,862	13,125,236,769
Operating profit	30		17,161,854,359	10,364,892,737
Other income	31	VI.8	29,181,000	453,444,445
Other expenses	32	VI.9	3,579,853,071	7,094,929
Other profit/(loss)	40		(3,550,672,071)	446,349,516
Accounting profit before tax	50		13,611,182,288	10,811,242,253
Current corporate income tax expense	51	VI.10	2,916,059,938	2,144,858,657
Deferred tax income/(expense)	52		684,364	171,091
Net profit after tax	60		10,694,437,986	8,666,212,505
Net profit after tax attributable to shareholders of the parent	61		10,445,942,077	8,430,891,559
Net profit after tax attributable to non-controlling interests	62		248,495,909	235,320,946
Basic earnings per share	70	VI.11	427	238
Diluted earnings per share	71	VI.11	427	238

Khanh Hoa, 14 August 2025

Preparer

Head of Finance and  
Accounting Department

General Director



Nguyen Thi Ngoc Hoa

Ho Nguyen Tu Anh

Nguyen Van Thang



**INTERIM CONSOLIDATED CASH FLOW STATEMENT**

**(Applying indirect method)**

*For the period from 01 January 2025 to 30 June 2025*

Items	Code Note	From 01/01/2025 to 30/06/2025 VND	From 01/01/2024 to 30/06/2024 VND
<b>Cash flows from operating activities</b>			
<b>Profit before tax</b>	<b>01</b>	<b>13,611,182,288</b>	<b>10,811,242,253</b>
<b>Adjustments for</b>			
Depreciation and amortisation	02	11,149,661,894	10,893,296,063
Provisions	03	3,600,000,000	1,900,000,000
Gains from investing activities	05	(1,618,305,923)	(1,229,653,141)
Interest expenses	06	330,652,097	405,047,284
<b>Operating profit before changes in working capital</b>	<b>08</b>	<b>27,073,190,356</b>	<b>22,779,932,459</b>
Increase (decrease) in receivables	09	(10,178,870,323)	(208,171,731)
Decrease in inventories	10	(285,791,553)	69,273,262
Decrease in payables	11	8,796,439,353	(993,776,006)
(excluding interest, corporate income tax)			
Increase in prepaid expenses	12	(4,412,512,942)	272,012,085
Interest paid	14	(319,468,857)	(405,047,284)
Corporate income tax paid	15	(2,773,586,755)	(2,162,223,934)
Other cash inflows from operating activities	16	3,000,000	-
Other cash outflows for operating activities	17	(1,560,076,695)	(167,303,600)
<b>Net cash flows from operating activities</b>	<b>20</b>	<b>16,342,322,584</b>	<b>19,184,695,251</b>
<b>Cash flows from investing activities</b>			
Purchase and construction of fixed assets and other long-term assets	21	(5,719,823,753)	(3,421,825,320)
Proceeds from disposals of fixed assets and other long-term assets	22	-	444,444,445
Loans to other entities and payments for purchase of debt instruments of other entities	23	(500,000,000)	-
Collections from borrowers and proceeds from sale of debt instruments of other entities	24	500,000,000	1,000,000,000
Interest and dividend received	27	1,618,305,923	757,937,463
<b>Net cash flows from investing activities</b>	<b>30</b>	<b>(4,101,517,830)</b>	<b>(1,219,443,412)</b>



Form B03a – DN/HN

**INTERIM CONSOLIDATED CASH FLOW STATEMENT (CONT'D)**  
(Applying indirect method)

For the period from 01 January 2025 to 30 June 2025

Items	Code	Note	From 01/01/2025 to 30/06/2025 VND	From 01/01/2024 to 30/06/2024 VND
<b>Cash flows from financing activities</b>				
Repayment of borrowings	34		(810,000,000)	(810,000,000)
Dividends paid	36		(343,021,000)	(343,876,456)
<b>Net cash flows from financing activities</b>	<b>40</b>		<b>(1,153,021,000)</b>	<b>(1,153,876,456)</b>
<b>Net increase/(decrease) in cash for the year</b>	<b>50</b>		<b>11,087,783,754</b>	<b>16,811,375,383</b>
<b>Cash and cash equivalents at the beginning of the period</b>	<b>60</b>	<b>V.1</b>	<b>34,003,114,204</b>	<b>14,806,180,589</b>
<b>Cash and cash equivalents at the end of the period</b>	<b>70</b>	<b>V.1</b>	<b>45,090,897,958</b>	<b>31,617,555,972</b>

Khanh Hoa, 14 August 2025

Preparer



Nguyen Thi Ngoc Hoa

Head of Finance and  
Accounting Department



Ho Nguyen Tu Anh

General Director



Nguyen Van Thang

**NOTES TO THE CONSOLIDATED FINANCIAL STATEMENTS**

*These notes are an integral part of and should be read in conjunction with the accompanying interim consolidated financial statements.*

**Form B09a – DN/HN**

**I. COMPANY OVERVIEW**

**1. Ownership structure**

Cam Ranh Port Joint Stock Company (hereinafter referred to as "the Company") was equitized from Cam Ranh Port One-Member Limited Liability Company – an independent accounting member company of the Vietnam Maritime Corporation, under Decision No. 38/QĐ-HHVN dated 28 January 2015, by the Vietnam Maritime Corporation. The Company operates under the business registration certificate No. 4200272350, initially registered on 1 April 2009, issued by the Department of Planning and Investment of Khanh Hoa Province, with the 6th amendment registered on 8 May 2023.

The Company's headquarters is currently located at: No. 29 Nguyen Trong Ky Street, Da Bac Residential Group, Cam Linh Ward, Khanh Hoa Province.

The company's registered charter capital is VND 245,018,170,000, with the actual contributed charter capital as of 30 June 2025, is VND 245,018,170,000; equivalent to 24,501,817 shares, with par value of VND 10,000 per share.

The total number of employees as of 30 June 2025 is 169 people (as at 31 December 2024, it was 168 people).

**2. Business sectors**

The company mainly operates in the field of seaport operations.

**3. Principal business activities**

The Company's principal business activities include:

- Cargo handling;
- Warehousing and storage of goods;
- Logistics services;
- Passenger transport by inland waterway, other road transport, coastal and overseas transport;
- Freight transport by road, coastal and overseas transport, and inland waterways;
- Shipping agency services, customs clearance services.

**4. Normal business cycle**

The normal production and business cycle of the Company is conducted within a period not exceeding 12 months.

**5. Company structure**

The subsidiary was consolidated in the financial statements for the period from 01 January 2025 to 30 June 2025:

- Company's name: Cam Ranh Port Marine Services Joint Stock Company.
- Address: 29 Nguyen Trong Ky, Cam Linh Ward, Khanh Hoa Province.
- Principal activities: Cargo handling; warehousing and storage of goods; logistics services; maritime services.
- Charter capital: VND 7,000,000,000.
- The company's capital contribution ratio, profit share ratio, and voting rights are 51%.



**NOTES TO THE CONSOLIDATED FINANCIAL STATEMENTS (CONT'D)**

*These notes are an integral part of and should be read in conjunction with the accompanying interim consolidated financial statements.*

**I. COMPANY OVERVIEW (CONT'D)**

**6. Statement on the comparability of information in the financial statements**

The comparative figures presented in the income statement and the cash flow statement are those from the financial statements for the period from 01 January 2024 to 30 June 2024, while the comparative figures presented in the balance sheet are those from the financial statements for the financial year ended 31 December 2024 and are fully comparable.

**II. FINANCIAL YEAR AND ACCOUNTING CURRENCY**

**1. Financial year**

The Company's financial year begins on 01 January and ends on 31 December of the calendar year. The accompanying interim consolidated financial statements have been prepared for the period from 01 January 2025 to 30 June 2025.

**2. Accounting currency**

The currency used in accounting is the Vietnamese Dong (VND).

**III. APPLIED ACCOUNTING STANDARDS AND REGULATIONS**

**1. Applied accounting standards and regulations**

The Company applies Vietnamese Accounting Standards and the Vietnamese Corporate Accounting System in accordance with Circular No. 200/2014/TT-BTC dated 22 December 2014 issued by the Ministry of Finance, providing guidance on the Vietnamese Corporate Accounting System (Circular No. 200), and Circular No. 53/2016/TT-BTC dated 21 March 2016 (Circular No. 53), which amends and supplements certain provisions of Circular 200. The Company complies with Circular No. 202/2014/TT-BTC dated 22 December 2014 (Circular No. 202), which provides guidance on the preparation and presentation of interim consolidated financial statements, as well as other circulars guiding the implementation of accounting standards issued by the Ministry of Finance and relevant legal regulations regarding the preparation and presentation of interim consolidated financial statements.

**2. Statement of compliance with accounting standards and regulations**

The Board of General Directors ensures compliance with the requirements of the Vietnamese Accounting Standards and the Vietnamese Corporate Accounting System issued under Circular No. 200, and Circular No. 53, Circular No. 202, as well as other circulars guiding the implementation of accounting standards issued by the Ministry of Finance and other related legal regulations on the preparation and presentation of financial statements.

**IV. SIGNIFICANT ACCOUNTING POLICIES**

The significant accounting policies adopted by the Company in the preparation of these interim consolidated financial statements are as follows:

**1. Basis of financial statement preparation**

The Company's interim consolidated financial statements have been prepared on the basis of consolidating the Company's separate financial statements and the financial statements of its subsidiaries over which it has control, for the period from 01 January 2025 to 30 June 2025. Control is achieved when the Company has the power to govern the financial and operating policies of the investee companies in order to obtain benefits from their activities.



**NOTES TO THE CONSOLIDATED FINANCIAL STATEMENTS (CONT'D)**

*These notes are an integral part of and should be read in conjunction with the accompanying interim consolidated financial statements.*

**IV. SIGNIFICANT ACCOUNTING POLICIES (CONT'D)**

**1. Basis of financial statement preparation (cont'd)**

The financial statements of subsidiaries are prepared using accounting policies that are consistent with those of the Company. Where necessary, the financial statements of subsidiaries are adjusted to ensure consistency with the accounting policies applied by the Company and its subsidiaries.

Intercompany balances, income and expenses, including unrealised gains or losses arising from intragroup transactions, are eliminated in full during consolidation.

Non-controlling interests represent the portion of profit or loss and net assets of the subsidiaries attributable to shareholders who do not hold control.

**2. Foreign currency transactions**

Foreign currency transactions during the financial year are converted into Vietnamese Dong at the actual exchange rate on the transaction date. This actual exchange rate is determined based on the following principles:

- For receivables: The buying exchange rate of the commercial bank designated by the Company for customer's payments on the transaction date.
- For payables: The selling exchange rate of the commercial bank where the Company expects to conduct the transaction on the transaction date.

The actual exchange rate used to retranslate monetary items denominated in foreign currencies at the date of preparation of the interim consolidated financial statements is determined as follows:

- For assets: The buying exchange rate of the commercial bank where the Company frequently conducts transactions;
- For foreign currency deposits: The buying exchange rate of the bank where the Company maintains the foreign currency account;
- For liabilities: The selling exchange rate of the commercial bank where the Company frequently conducts transactions.

All actual foreign exchange differences arising during the period, and differences resulting from the revaluation of balances of monetary items denominated in foreign currencies at the date of preparation of the interim consolidated financial statements, are recognised in the profit or loss of the accounting period. Foreign exchange gains arising from the revaluation of year-end balances of monetary items denominated in foreign currencies shall not be used for profit distribution or dividend payment.

**3. Accounting estimates**

The preparation of financial statements in accordance with Vietnamese Accounting Standards requires the Board of General Directors to make estimates and assumptions that affect the reported amounts of assets, liabilities, and the disclosure of contingent liabilities and assets at the reporting date, as well as the reported amounts of revenues and expenses throughout the financial year. Actual results may differ from these estimates and assumptions.

**4. Cash and cash equivalents**

Cash comprises cash on hand, demand deposits at banks, and cash in transit.

Cash equivalents are short-term investments with a maturity period or redemption period not exceeding three months from the acquisition date, which are readily convertible into a known amount of cash and subject to an insignificant risk of changes in value.



**NOTES TO THE CONSOLIDATED FINANCIAL STATEMENTS (CONT'D)**

*These notes are an integral part of and should be read in conjunction with the accompanying interim consolidated financial statements.*

**IV. SIGNIFICANT ACCOUNTING POLICIES (CONT'D)**

**5. Financial investment**

*Investments in other entities*

Investments in other entities are investments in equity instruments of other entities over which the Company has neither control nor joint control, and does not have significant influence over the investee. These investments are initially recognized at cost. After initial recognition, they are measured at cost less any provision for impairment.

The provision for impairment of investments is recognized when the investee incurs a loss, based on its financial statements at the time the provision is made.

**6. Receivables**

Receivables are presented at their carrying amount, net of any provision for doubtful debts.

The classification of receivables is based on the following principles:

- Trade receivables represent commercial receivables arising from sales transactions between the Company and independent buyers, including receivables from entrusted export sales made through other entities.
- Other receivables reflect non-commercial receivables that are not related to sales transactions.

Provision for doubtful debts is made for the following receivables: overdue receivable as specified in economic contracts, loan agreements, contractual commitments, or debt commitments, and receivables not yet due for payment but with low recoverability. In particular, the provision for overdue receivables is based on the original repayment schedule stated in the initial sales contract, regardless of any subsequent extensions agreed upon by the parties. The provision is also established for receivables that are not yet due but where the debtor has declared bankruptcy or is undergoing dissolution procedures, has gone missing, or has fled.

**7. Inventories**

Inventories are measured at the lower of cost and net realizable value. The original cost of inventories includes all costs incurred in bringing the inventories to their present location and condition, comprising: purchase price, non-refundable taxes, transportation, loading and unloading, warehousing during the purchasing process, normal losses, and other directly attributable costs related to the acquisition of inventories.

The Company applies the perpetual inventory method for accounting inventories. The cost of inventories issued is determined using the weighted average method.

As at 30 June 2025, the Company had no inventories requiring provision for devaluation.

**8. Tangible fixed assets**

Tangible fixed assets are presented at cost less accumulated depreciation.

The cost of tangible fixed assets includes the purchase price and all other expenditures incurred by the Company to bring the asset to its intended working condition.

For fixed assets that have been put into use but are not yet finalized, the initial cost is temporarily recorded, and depreciation is calculated accordingly. Upon official finalization, the original cost and corresponding depreciation will be adjusted.



**NOTES TO THE CONSOLIDATED FINANCIAL STATEMENTS (CONT'D)**

*These notes are an integral part of and should be read in conjunction with the accompanying interim consolidated financial statements.*

**IV. SUMMARY OF SIGNIFICANT ACCOUNTING POLICIES (CONT'D)**

**8. Tangible fixed assets (cont'd)**

Costs related to tangible fixed assets incurred after initial recognition shall be recognized as production and business expenses in the period, unless it is probable that such costs will result in future economic benefits exceeding those originally assessed, in which case they shall be capitalized as an addition to the cost of the tangible fixed asset.

Tangible fixed assets are depreciated using the straight-line method over their estimated useful lives. The specific depreciation periods are as follows:

<i>Types of assets</i>	<i>Useful life (years)</i>
- Buildings, structures	04 – 39
- Machinery, equipment	04 – 13
- Vehicles equipment	02 – 09
- Office equipment	02 – 06
- Management software	05

The Company recognizes tangible fixed assets and depreciation of fixed assets comply with Vietnam Accounting Standard No. 03 - Tangible fixed assets, Circular No. 200/2014/TT-BTC dated 22 November 2014 of the Ministry of Finance guiding the Vietnamese Corporate Accounting System, Circular No. 45/2013/TT-BTC dated 25 April 2013 guiding the management regimes, use and depreciation of fixed assets and Circular No. 147/2016/TT-BTC dated 13 October 2016 on amending and supplementing a number of articles of Circular No. 45/2013/TT-BTC and Circular No. 28/2017/TT-BTC dated 12 April 2017 on amending and supplementing a number of articles of Circular No. 45/2013/TT-BTC and Circular No. 147/2016/TT-BTC of the Ministry of Finance.

**9. Intangible fixed assets**

***Computer software***

Computer software: the purchase price of new computer software, which is not an integral part of related hardware, should be capitalized and accounted for as an intangible fixed asset. The computer software is depreciated using the straight-line method over a period of 5 years.

**10. Construction in progress**

Construction in progress includes assets that are equipment in the process of investment, procurement and installation, not yet put into use; construction works in the process of construction that have not been accepted and put into use at the time of closing the financial statements. These assets are recorded at their historical cost. This historical cost includes: costs of goods and services payable to contractors, suppliers, interest costs related to the investment period and other reasonable costs directly related to the formation of the asset later. The depreciation of these assets is applied in the same way as other assets, starting from the time the asset is ready for use.

**11. Prepaid expenses**

Prepaid expenses include actual costs incurred that relate to the operating results of multiple accounting periods. Prepaid expenses include: tools and instruments issued for use pending allocation, major repair costs of fixed assets, and other prepaid expenses.

Tools and instruments: Tools and instruments that have been put into use are allocated to expenses using the straight-line method over a period not exceeding 36 months.

Major repair costs of fixed assets are recorded based on actual costs incurred and are allocated using the straight-line method over a period not exceeding 36 months.



**NOTES TO THE CONSOLIDATED FINANCIAL STATEMENTS (CONT'D)**

*These notes are an integral part of and should be read in conjunction with the accompanying interim consolidated financial statements.*

**IV. SIGNIFICANT ACCOUNTING POLICIES (CONT'D)**

**11. Prepaid expenses (cont'd)**

Goodwill arising from the equitisation of State-owned enterprises represents brand value and is amortised over a maximum period of 10 years.

Other prepaid expenses are recognised at historical cost and allocated using the straight-line method over a period from 12 months to 36 months, or according to the purchase term.

**12. Business cooperation contract (BCC)**

A business cooperation contract (BCC) is an agreement between two or more parties to jointly carry out economic activities without forming an independent legal entity. This activity may be jointly controlled by the contributing parties according to the joint venture agreement or controlled by one of the parties involved.

For BCCs involving jointly controlled assets, the parties in the joint venture maintain detailed accounting records in their respective accounting systems to document and reflect the following in their individual financial statements:

- The contribution of capital into the jointly controlled assets, classified by the nature of the assets;
- The liabilities incurred by each party in the joint venture;
- The common liabilities incurred collectively with the other joint venture participants from the joint venture's operations;
- Income from the sale or use of products shared from the joint venture, along with the expenses incurred from the joint venture's activities;
- Expenses related to the contribution of capital to the joint venture.

For fixed assets or investment properties contributed to the BCC without transferring ownership from the contributing party to joint ownership, the receiving party tracks the assets as custodial assets without recording them as part of the business assets or capital. The contributing party does not reduce the asset on their books but only tracks the asset's location.

For fixed assets or investment properties contributed to the BCC with the transfer of ownership to joint ownership, during the construction of jointly controlled assets, the contributing party must reduce the asset from their accounting records and recognize the asset's value as part of the ongoing construction costs. Once the jointly controlled asset is completed, delivered, and put into use, each party recognizes an increase in their assets based on the value of the asset allocated to them, in line with their intended use. Any difference between the fair value of the allocated asset and the construction costs incurred is recognized as other income (if a gain) or other expenses (if a loss).

Once the jointly controlled assets are operational, the BCC transitions into a jointly controlled business activity, where each party in the joint venture receives products or revenue from using and exploiting the jointly controlled assets and bears a share of the expenses incurred, according to the agreement in the contract.

**13. Payables**

Payables are amounts payable to suppliers and others. Payables include trade payables and other payables. Payables are not recorded at a lower level than the obligation to pay. The classification of payables is made under the following principle:



**NOTES TO THE CONSOLIDATED FINANCIAL STATEMENTS (CONT'D)**

*These notes are an integral part of and should be read in conjunction with the accompanying interim consolidated financial statements.*

**IV. SIGNIFICANT ACCOUNTING POLICIES (CONT'D)**

**13. Payables (cont'd)**

Payables are recorded at cost, including:

- Payables to suppliers include commercial payables arising from transactions of purchasing goods, services, assets and the suppliers is an independent entity from the buyer, including payables between the parent company and subsidiaries, joint ventures, and associates.
- Other payables include non-commercial payables not related to transactions of purchasing, selling, or providing goods and services.

Payables are tracked in detail by individual parties and their respective due dates.

**14. Accrued expenses**

Payables for goods and services received from suppliers or provided to customers during the reporting period, along with other payables, are recognized as production and business expenses for the reporting period, even if complete documentation is not yet available.

The accrual of production and business expenses during the financial year must be calculated rigorously and supported by reasonable and reliable evidence regarding the expenses to be accrued. This ensures that the accrued expenses recorded in this account align with the actual expenses incurred and correspond with the revenue generated during the financial year. The accrued expenses will be settled against the actual expenses incurred, and any difference between the accrued amount and the actual cost will be reversed.

**15. Borrowing costs**

Loans are tracked by each lending entity, each loan contract and the prompt term of the loan.

Borrowing costs directly related to the purchase, construction or production of assets that require a relatively long time to complete and put into use or business are added to the historical cost of the asset until the asset is put into use or business. Income arising from temporary investment of loans is recorded as a reduction in the historical cost of the related assets.

All other borrowing costs are recorded as production and business expenses in the year when incurred.

**16. Deferred revenue**

Deferred revenue includes payments received in advance, such as amounts paid by customers for one or more financial years in relation to asset leasing.

Deferred revenue is recognized as sales revenue and service revenue based on the amount determined for each financial year.

**17. Owner's equity**

The capital contribution of the owners is recognized based on the actual capital contributed by the shareholders.

Treasury shares are shares issued by the Company and repurchased by the Company. Treasury shares are recorded at the actual repurchase value and must be recorded as a reduction in charter capital within 10 days from the date of completion of the payment for the repurchase of shares in accordance with Article 134 of the Enterprise Law No. 59/2020/QH14 and Article 36 of the Securities Law No. 54/2019/QH14, except for cases permitted by law to be sold immediately after repurchase or to handle shares purchased before 01 January 2021.



**NOTES TO THE CONSOLIDATED FINANCIAL STATEMENTS (CONT'D)**

*These notes are an integral part of and should be read in conjunction with the accompanying interim consolidated financial statements.*

**IV. SIGNIFICANT ACCOUNTING POLICIES (CONT'D)**

**17. Owner's equity (cont'd)**

Undistributed after-tax profit is the amount of profit (gain or loss) from the Company's operations after deducting corporate income tax expenses for the current year and adjustments resulting from the retrospective application of changes in accounting policies and corrections of prior years' material errors.

The after-tax profit of the enterprise is distributed to shareholders after provisions are made for funds according to the Company's Charter and legal regulations, and after being approved by the General Meeting of Shareholders.

The distribution of profits to shareholders considers non-cash items within the undistributed after-tax profit that may affect cash flow and the ability to pay dividends, such as gains from revaluation of assets contributed as capital, gains from revaluation of monetary items, and other non-cash financial instruments.

Dividends are recognised as liabilities when approved by the General Meeting of Shareholders and a dividend distribution notice is issued by the Company's Board of Management.

**18. Revenue recognition**

The Company's revenue includes service revenue, sales revenue, and financial income.

*Revenue from sales of goods*

Revenue from the sale of goods is recognized when five (5) following conditions are satisfied:

- (a) The Company has transferred substantially all the risks and rewards of ownership of the goods or products to the buyer;
- (b) The Company no longer retains control over or managerial involvement with the goods as would be the case with ownership;
- (c) The revenue amount can be measured reliably;
- (d) It is probable that the economic benefits associated with the transaction will flow to the Company; and
- (e) The costs associated with the sale transaction can be measured reliably.

*Revenue from rendering of services*

Revenue is recognized when the outcome of such transaction can be measured reliably and it is probable that the economic benefits associated with the transaction will flow to the Company. In the case of a service transaction that involves several years, revenue is recognised in the year based on the results of the work completed at the balance sheet date of that year. Sale of services is recognized when four (4) following conditions are satisfied:

- (a) Revenue can be reliably measured;
- (b) It is probable that economic benefits associated with the transaction will flow to the Company;
- (c) Percentage of completion of services at the balance sheet date can be measured;
- (d) Costs incurred in respect of rendering of services and costs incurred to completion of rendering of services can be measured.

Percentage of completion of services can be measured using the method of evaluating completed work.



**NOTES TO THE CONSOLIDATED FINANCIAL STATEMENTS (CONT'D)**

*These notes are an integral part of and should be read in conjunction with the accompanying interim consolidated financial statements.*

**IV. SIGNIFICANT ACCOUNTING POLICIES (CONT'D)**

**18. Revenue recognition (cont'd)**

*Financial income*

Interest from long-term investments is estimated and recognized when the right to receive such interest from the investees is established.

Interest on bank deposits is recognized on a time basis, using the actual interest rates applicable for each period and based on the periodic statements issued by the bank; loan interest is recognized on a time-proportion basis using the actual interest rate applicable for each period.

**19. Cost of goods sold**

Cost of goods sold during the year is recorded in accordance with revenue generated during the year and ensures compliance with the prudence principle.

**20. Taxes and others payable to the state budget**

*Value added tax (VAT)*

The Company applies the declaration and calculation of value added tax according to the guidance of the current law on value added tax.

*Corporate income tax*

Corporate income tax expense includes current corporate income tax and deferred corporate income tax.

*Current corporate income tax*

Current corporate income tax is determined based on taxable income. Taxable income differs from accounting profit due to adjustments for temporary differences between tax and accounting, non-deductible expenses, non-taxable income, and carried forward losses.

*Deferred income tax*

Deferred income tax is the amount of corporate income tax payable or recoverable in future periods arising from temporary differences between the carrying amounts of assets and liabilities for financial reporting purposes and their corresponding tax bases. Deferred income tax liabilities are recognized for all taxable temporary differences. Deferred income tax assets are recognized only when it is probable that taxable profit will be available in the future against which the deductible temporary differences can be utilized.

The carrying amount of deferred income tax assets is reviewed at the end of the financial year and reduced to the extent that it is no longer probable that sufficient taxable profit will be available to allow all or part of the deferred income tax asset to be utilized. Previously unrecognized deferred income tax assets are also reassessed at the end of the financial year and are recognized to the extent that it has become probable that future taxable profits will be sufficient to recover the deferred income tax assets.

Deferred income tax assets and deferred income tax liabilities are determined using the tax rates expected to apply in the year when the asset is realized or the liability is settled, based on tax rates that are in effect at the end of the financial year. Deferred income tax is recognized in the income statement, except to the extent that it relates to items recognized directly in equity, in which case it is recognized in equity.



**NOTES TO THE CONSOLIDATED FINANCIAL STATEMENTS (CONT'D)**

*These notes are an integral part of and should be read in conjunction with the accompanying interim consolidated financial statements.*

**IV. SIGNIFICANT ACCOUNTING POLICIES (CONT'D)**

**20. Taxes and others payable to the state (cont'd)**

Deferred income tax assets and deferred income tax liabilities are offset when:

- The Company has a legally enforceable right to offset current income tax assets against current income tax liabilities; and
- The deferred income tax assets and liabilities relate to income taxes levied by the same taxation authority:
  - On the same taxable entity; or

The Company intends to settle current income tax liabilities and realise current income tax assets on a net basis, or to recover the assets and settle the liabilities simultaneously in future periods when material deferred income tax liabilities or deferred income tax assets are settled or recovered.

The corporate income tax rate applicable for the accounting period ended 30 June 2025 is 20%.

The Company's income tax liability is determined in accordance with prevailing tax regulations. However, these regulations are subject to change from time to time, and the final determination of corporate income tax liability is dependent upon the results of inspections conducted by the competent tax authorities. Other types of taxes and fees are declared and paid to the local tax authorities in accordance with the prevailing tax laws of Vietnam.

**21. Related parties**

Related parties are entities or individuals that have control or significant influence over the financial and operating policy decisions of another party. Related parties include:

- Enterprises have the right to control or be directly or indirectly controlled by one or more intermediaries, or under the common control with companies, including the Parent Company, subsidiaries, and associates.
- Individuals who, directly or indirectly, hold voting rights in the Company and have significant influence over the Company, key management personnel of the Company, and close family members of these individuals.
- Entities in which the aforementioned individuals directly or indirectly hold voting rights or have significant influence.

When assessing related party relationships, the substance of the relationship is considered rather than merely the legal form.

**22. Segment reporting**

Due to the Company's main business activity being cargo handling services within Vietnam, the Company does not prepare segment reports by business sector and geographical area.

**NOTES TO THE CONSOLIDATED FINANCIAL STATEMENTS (CONT'D)**

*These notes are an integral part of and should be read in conjunction with the accompanying interim consolidated financial statements.*

**V. SUPPLEMENTARY INFORMATION FOR ITEMS PRESENTED IN THE  
 CONSOLIDATED BALANCE SHEET**

**1. Cash and cash equivalents**

	<b>30/06/2025</b>	<b>01/01/2025</b>
	<b>VND</b>	<b>VND</b>
- Cash on hand	829,702,905	531,335,200
- Cash at bank	6,761,195,053	10,471,779,004
- Cash equivalents (*)	37,500,000,000	23,000,000,000
<b>Total</b>	<b>45,090,897,958</b>	<b>34,003,114,204</b>

(\*) Refers to term deposits with a maturity of no more than three months at commercial banks, with an interest rate ranging from 3.7% per year to 4.5% per year.



**CAM RANH PORT JOINT STOCK COMPANY**

29 Nguyen Trong Ky Street, Da Bac Residential Group, Cam Linh Ward, Khanh Hoa Province

**INTERIM CONSOLIDATED FINANCIAL STATEMENTS**

For the period from 01/01/2025 to 30/06/2025

**NOTE TO THE CONSOLIDATED FINANCIAL STATEMENTS (CONT'D)***These notes are an integral part of and should be read in conjunction with the accompanying interim consolidated financial statements.***2. Financial investments****a. Short-term financial investments**

	30/06/2025		01/01/2025	
	Original cost VND	Carrying amount VND	Original cost VND	Carrying amount VND
<b>Held-to-maturity investments</b>	<b>1,500,000,000</b>	<b>1,500,000,000</b>	<b>1,500,000,000</b>	<b>1,500,000,000</b>
- Term deposits with remaining maturity not exceeding 12 months (*)	1,500,000,000	1,500,000,000	1,500,000,000	1,500,000,000
<b>Total</b>	<b>1,500,000,000</b>	<b>1,500,000,000</b>	<b>1,500,000,000</b>	<b>1,500,000,000</b>

(\*) Refers to term deposits with a maturity of 6 months at commercial banks, with an interest rate ranging from 4.75% per year to 5.1% per year.

**b. Long-term financial investments**

	30/06/2025			01/01/2025		
	Original cost VND	Provision VND	Fair value VND	Original cost VND	Provision VND	Fair value VND
<b>Investment in other entities</b>	<b>1,170,000,000</b>	-	(*)	<b>1,170,000,000</b>	-	(*)
- Cam Ranh Urban JSC	1,170,000,000	-	(*)	1,170,000,000	-	(*)
<b>Total</b>	<b>1,170,000,000</b>	-		<b>1,170,000,000</b>	-	

(\*) The company has not determined the fair value of this financial investment as the Vietnamese Accounting Standards and the Vietnamese Corporate Accounting System have not provided specific guidance on how to determine fair value.

Information on the investee company as at 30 June 2025:

Investment company's name	Place of establishment	Rate of benefit	Voting ratio	Main business activities
Investment in other entities				
- Cam Ranh Urban JSC	70 Nguyen Trong Ky, Cam Linh Ward, Khanh Hoa Province, Viet Nam	6.50%	6.50%	Exploitation, treatment and supply of water, construction of civil engineering works

**NOTES TO THE CONSOLIDATED FINANCIAL STATEMENTS (CONT'D)**

*These notes are an integral part of and should be read in conjunction with the accompanying interim consolidated financial statements.*

**2. Financial investments (cont'd)**

**b. Long-term financial investments (cont'd)**

Other investment in Cam Ranh Urban Joint Stock Company with the number of shares held as of 30 June 2025, being 337,662 shares, of which 103,662 shares were received as stock dividends from Cam Ranh Urban Joint Stock Company, and 117,000 shares were issued as bonus shares to increase the charter capital. The company only tracks the number of shares and does not adjust the value in accordance with the provisions of the Vietnamese Corporate Accounting System.

**3. Short-term trade receivables**

	30/06/2025	01/01/2025
	VND	VND
- Dacinco Construction Investment Co.,Ltd	9,284,703,302	1,775,883,694
- Hoa An 1 Stone Co.,Ltd	3,499,832,646	3,394,802,527
- Ocean Renewable Energy JSC	563,600,626	563,600,626
- Dan Anh Transport Investment Co.,Ltd	367,646,475	297,640,021
- Khanh Hoa Minerals and Investment JSC	347,656,124	347,656,124
- Thanh Sang Construction and Trading Co.,Ltd	197,081,173	343,612,894
- Viet Tin Steel Trade Co.,Ltd	154,954,729	326,354,367
- Hoa Phat Logistics JSC	-	407,171,808
- Others	8,086,622,105	4,217,767,480
<b>Total</b>	<b>22,502,097,180</b>	<b>11,674,489,541</b>

**4. Short-term advances to suppliers**

	30/06/2025	01/01/2025
	VND	VND
<b>Repayments to related parties</b>	<b>189,600,000</b>	<b>-</b>
- Construction Consultation Joint Stock Company For Maritime Building	189,600,000	-
<b>Repayments to third parties</b>	<b>207,496,568</b>	<b>1,837,955,000</b>
- Phuc Anh Construction Investment Consultant JSC	-	1,778,535,000
- Tan Hoang Minh Phat Investment and Technology JSC	112,500,000	-
- Hai Au Construction Machine Investment JSC	42,000,000	-
- Others	52,996,568	59,420,000
<b>Total</b>	<b>397,096,568</b>	<b>1,837,955,000</b>



**CAM RANH PORT JOINT STOCK COMPANY**

29 Nguyen Trong Ky Street, Da Bac Residential Group, Cam Linh Ward, Khanh Hoa Province

**INTERIM CONSOLIDATED FINANCIAL STATEMENTS**

For the period from 01/01/2025 to 30/06/2025

**NOTES TO THE CONSOLIDATED FINANCIAL STATEMENTS (CONT'D)***These notes are an integral part of and should be read in conjunction with the accompanying interim consolidated financial statements.***5. Other receivables**

	30/06/2025		01/01/2025	
	Balance	Provision	Balance	Provision
	VND	VND	VND	VND
<b>Short-term</b>	<b>1,415,763,578</b>	-	<b>868,112,960</b>	-
- Deposits and collateral	15,000,000	-	15,000,000	-
- Advances	21,126,000	-	75,000,000	-
- Cost allocation for Gottwald Bridge	432,282,683	-	223,308,490	-
- Unemployment insurance payable to employees	153,674,911	-	102,261,230	-
- Accrued interest income	60,109,589	-	5,983,562	-
- Other receivables	733,570,395	-	446,559,678	-
<b>Long-term</b>	<b>100,000,000</b>	-	<b>100,000,000</b>	-
- Deposits and collateral	100,000,000	-	100,000,000	-
<b>Total</b>	<b>1,515,763,578</b>	-	<b>968,112,960</b>	-

## NOTES TO THE CONSOLIDATED FINANCIAL STATEMENTS (CONT'D)

These notes are an integral part of and should be read in conjunction with the accompanying interim consolidated financial statements.

## 6. Doubtful receivables

	30/06/2025			01/01/2025		
	Overdue period	Original cost	Recoverable amount	Overdue period	Original cost	Recoverable amount
		VND			VND	
<b>Overdue receivables</b>						
- Khanh Hoa Mining and Investment JSC	Over 3 years	347,656,124	-	Over 3 years	347,656,124	-
- Ocean Renewable Energy JSC	Over 3 years	563,600,626	169,080,188	From 2 years to less than 3 years	563,600,626	169,080,188
- Construction and New Technology Application JSC	Over 3 years	113,319,150	-	Over 3 years	113,319,150	-
- Hai Gia Trade Services Co., Ltd	Over 3 years	99,453,843	-	Over 3 years	99,453,843	-
- Others	Over 3 years	300,809,573	-	Over 3 years	300,809,573	-
<b>Total</b>	-	<b>1,424,839,316</b>	<b>169,080,188</b>	-	<b>1,424,839,316</b>	<b>169,080,188</b>

## 7. Inventories

	30/06/2025		01/01/2025	
	Original cost	Provision	Original cost	Provision
	VND	VND	VND	VND
- Raw materials and supplies	111,820,844	-	163,043,689	-
- Tools and instruments	121,702,369	-	52,638,633	-
- Goods	1,560,245,258	-	1,292,294,596	-
<b>Total</b>	<b>1,793,768,471</b>	<b>-</b>	<b>1,507,976,918</b>	<b>-</b>



**NOTES TO THE CONSOLIDATED FINANCIAL STATEMENTS (CONT'D)**

*These notes are an integral part of and should be read in conjunction with the accompanying interim consolidated financial statements.*

**8. Prepaid expenses**

	30/06/2025	01/01/2025
	VND	VND
<b>Short-term</b>	<b>3,636,371,065</b>	<b>447,022,889</b>
- Land rental and land tax expenses	3,100,818,918	-
- Annual insurance cost of assets	102,531,213	140,394,400
- Others	433,020,934	306,628,489
<b>Long-term</b>	<b>2,677,127,857</b>	<b>1,453,963,091</b>
- Goodwill value upon equitization	-	5,017,636
- Major repair expense	2,058,454,626	766,969,096
- Inspection fee for Terminal No.1 and No.2	456,704,945	551,195,945
- Others	161,968,286	130,780,414
<b>Total</b>	<b>6,313,498,922</b>	<b>1,900,985,980</b>

## NOTES TO THE CONSOLIDATED FINANCIAL STATEMENTS (CONT'D)

These notes are an integral part of and should be read in conjunction with the accompanying interim consolidated financial statements.

## 9. Tangible fixed assets

	Building, Structures VND	Machinery, equipment (*) VND	Motor vehicles, transmission VND	Office equipments VND	Total VND
<b>COST</b>					
01/01/2025	484,399,802,866	57,086,297,576	24,998,564,399	2,530,583,418	569,015,248,259
- Acquisition	-	535,087,111	-	-	535,087,111
- Basic construction investment completed	4,460,868,687	-	-	-	4,460,868,687
30/06/2025	488,860,671,553	57,621,384,687	24,998,564,399	2,530,583,418	574,011,204,057
<b>ACCUMULATED DEPRECIATION</b>					
01/01/2025	(258,391,291,639)	(32,337,668,714)	(18,031,561,238)	(1,761,627,453)	(310,522,149,044)
- Depreciation	(7,966,737,633)	(2,221,080,408)	(766,689,895)	(103,914,783)	(11,058,422,719)
- Other increases	-	-	3,421,827	-	3,421,827
30/06/2025	(266,358,029,272)	(34,558,749,122)	(18,794,829,306)	(1,865,542,236)	(321,577,149,936)
<b>NET BOOK VALUE</b>					
01/01/2025	226,008,511,227	24,748,628,862	6,967,003,161	768,955,965	258,493,099,215
30/06/2025	222,502,642,281	23,062,635,565	6,203,735,093	665,041,182	252,434,054,121

The original cost of fixed assets that have been fully depreciated but are still in use as of 30 June 2025 is VND 34,226,398,286 (as of 31 December 2024, it was VND 26,686,612,576).

The remaining value of fixed assets pledged or mortgaged as of 30 June 2025 is VND 13,187,442,207 (as of 31 December 2024, it was VND 14,056,943,889).

(\*) This includes the "Gottward Mobile Shore Crane – Model HMK 280 (used)" which is an asset arising from the Business Cooperation Contract (BCC) with Quang Hung Maritime Joint Stock Company under a jointly controlled asset arrangement. The company contributed 40% of the asset value in cash, equivalent to VND 7,000,000,000, and Quang Hung Maritime Joint Stock Company contributed 60% of the asset value, equivalent to VND 10,500,000,000. The parties in the contract share revenue and expenses according to their respective capital contributions. The original cost of this fixed asset is recorded corresponding to the cash contribution made by the company, which is VND 7,000,000,000. In 2022, a major overhaul increased the original cost to VND 8,666,652,766, with accumulated depreciation as of 30 June 2025, amounting to VND 6,159,314,791.



**NOTES TO THE CONSOLIDATED FINANCIAL STATEMENTS (CONT'D)**

*These notes are an integral part of and should be read in conjunction with the accompanying interim consolidated financial statements.*

**10. Intangible fixed assets**

	<b>Computer software</b>	<b>Total</b>
	<b>VND</b>	<b>VND</b>
<b>COST</b>		
01/01/2024	955,375,660	955,375,660
31/12/2024	955,375,660	955,375,660
<b>ACCUMULATED AMORTISATION</b>		
01/01/2024	(326,180,692)	(326,180,692)
- Amortisation	(91,239,175)	(91,239,175)
31/12/2024	(417,419,867)	(417,419,867)
<b>NET BOOK VALUE</b>		
01/01/2024	629,194,968	629,194,968
31/12/2024	537,955,793	537,955,793

**NOTES TO THE CONSOLIDATED FINANCIAL STATEMENTS (CONT'D)**

*These notes are an integral part of and should be read in conjunction with the accompanying interim consolidated financial statements.*

**11. Construction in progress**

	01/01/2025	Expenses incurred during the period	Transferred to fixed assets during the period	Other reductions transferred	30/06/2025
	VND	VND	VND	VND	VND
Project to Enhance the Operational Capacity of the Port Bridge (*)	1,795,734,107	-	-	-	1,795,734,107
Project to Upgrade Berth No. 1 to 50,000 DWT for Load Reduction	442,053,872	4,529,925,926	4,460,868,687	511,111,111	-
<b>Total</b>	<b>2,237,787,979</b>	<b>4,529,925,926</b>	<b>4,460,868,687</b>	<b>511,111,111</b>	<b>1,795,734,107</b>

(\*) Project "Investment to Enhance the Capacity of Ba Ngoi Wharf" with the following basic information:

- Investor: Cam Ranh Port Joint Stock Company
- Estimated total investment: VND 28,049,378,000
- Location: Ba Ngoi Port, Cam Linh Ward, Cam Ranh City, Khanh Hoa Province (now Cam Linh Ward, Khanh Hoa City).
- Objective: To enhance the cargo transportation capacity from the wharf to warehouses and vice versa; to accommodate general cargo vessels with a full-load capacity of up to 50,000 DWT, 70,000 DWT vessels with reduced load, and passenger vessels with a gross tonnage of 70,000 GT.
- Capital structure: 70% equity, 30% loan capital
- As of 30 June 2024, the project has completed the Feasibility Study Report.



## NOTES TO THE CONSOLIDATED FINANCIAL STATEMENTS (CONT'D)

These notes are an integral part of and should be read in conjunction with the accompanying interim consolidated financial statements.

## 12. Short-term trade payables

	30/06/2025		01/01/2025	
	Original cost	Amounts expected to be settled	Original cost	Amounts expected to be settled
	VND	VND	VND	VND
<b>Trade payables to related parties</b>	-	-	<b>258,300,000</b>	<b>258,300,000</b>
- Construction Consultation JSC for Maritime Building	-	-	258,300,000	258,300,000
<b>Trade payables to third parties</b>	<b>9,219,457,369</b>	<b>9,219,457,369</b>	<b>6,288,657,857</b>	<b>6,288,657,857</b>
- Dong Do Limited Company	3,921,965,000	3,921,965,000	2,990,465,000	2,990,465,000
- Tan Cang Offshore Services JSC	1,193,400,000	1,193,400,000	545,400,000	545,400,000
- Thinh An Khang NT Co., Ltd	580,269,744	580,269,744	474,393,888	474,393,888
- Vietnam Travel and Marketing Transports Joint Stock Company - Vietravel - Nha Trang Branch	-	-	1,327,373,400	1,327,373,400
- Others	3,523,822,625	3,523,822,625	951,025,569	951,025,569
<b>Total</b>	<b>9,219,457,369</b>	<b>9,219,457,369</b>	<b>6,546,957,857</b>	<b>6,546,957,857</b>

**CAM RANH PORT JOINT STOCK COMPANY**

29 Nguyen Trong Ky Street, Da Bac Residential Group, Cam Linh Ward, Khanh Hoa Province

**INTERIM CONSOLIDATED FINANCIAL STATEMENTS**

For the period from 01/01/2025 to 30/06/2025

**NOTES TO THE CONSOLIDATED FINANCIAL STATEMENTS (CONT'D)***These notes are an integral part of and should be read in conjunction with the accompanying interim consolidated financial statements.***13. Advances from customers**

	30/06/2025		01/01/2025	
	Original cost	Amounts expected to be settled	Original cost	Amounts expected to be settled
	VND	VND	VND	VND
- Vinacomin Shipping Agency JSC	661,940,648	661,940,648	-	-
- Huynh Nghiem Co.,Ltd	195,678,986	195,678,986	-	-
- Khang Duong Sea Transport Trading Co.,Ltd	77,360,400	77,360,400	-	-
- Binh An Phat General Investment Company Limited	-	-	25,000,000	25,000,000
- Khoi Phat Loc Co., Ltd	-	-	22,267,771	22,267,771
- Others	34,688,222	34,688,222	44,832,239	44,832,239
<b>Total</b>	<b>969,668,256</b>	<b>969,668,256</b>	<b>92,100,010</b>	<b>92,100,010</b>

**14. Taxes and other payables to the State budget**

	01/01/2025	Incurred during the period	Payment during the period	30/06/2025
	VND	VND	VND	VND
<b>Taxes and other payables</b>				
- Value added tax (VAT)	259,217,452	4,333,927,784	4,062,157,919	530,987,317
- Corporation income tax	1,388,526,817	2,916,059,938	2,773,586,755	1,531,000,000
- Personal income tax	233,249,855	231,180,987	428,866,855	35,563,987
- Land tax and land rent	-	10,771,595,302	8,682,613,264	2,088,982,038
- Fees, charges and other payables	-	5,000,000	5,000,000	-
<b>Total</b>	<b>1,880,994,124</b>	<b>18,257,764,011</b>	<b>15,952,224,793</b>	<b>4,186,533,342</b>



**NOTES TO THE CONSOLIDATED FINANCIAL STATEMENTS (CONT'D)**

*These notes are an integral part of and should be read in conjunction with the accompanying interim consolidated financial statements*

**15. Accrued expenses**

	<b>30/06/2025</b>	<b>01/01/2025</b>
	<b>VND</b>	<b>VND</b>
- Electricity expenses	238,920,733	145,688,225
- Accrued employee expenses	1,000,000,000	-
- Shift meal expenses	921,290,000	-
- Others	11,183,240	-
<b>Total</b>	<b>2,171,393,973</b>	<b>145,688,225</b>

**16. Unearned revenues**

	<b>30/06/2025</b>	<b>01/01/2025</b>
	<b>VND</b>	<b>VND</b>
<b>Short-term</b>	<b>3,561,505,000</b>	<b>3,787,200,000</b>
Unearned revenue from warehouse leasing	3,561,505,000	3,787,200,000
<b>Long-term</b>	<b>66,600,000</b>	<b>1,362,200,000</b>
Unearned revenue from warehouse leasing	66,600,000	1,362,200,000
	<b>3,628,105,000</b>	<b>5,149,400,000</b>

**17. Other short-term payments**

	<b>30/06/2025</b>	<b>01/01/2025</b>
	<b>VND</b>	<b>VND</b>
- Trade union fees	195,476,000	173,590,440
- Short-term deposits received	24,000,000	24,000,000
- Dividends payable	12,226,808,500	-
- Other payments	2,944,092,763	2,991,997,474
+ <i>Quang Hung Maritime JSC</i>	2,904,192,763	1,311,244,474
+ <i>Expenses for employees</i>	-	1,620,353,000
+ <i>Remuneration for the Board of Management and the Board of Supervisors</i>	39,900,000	50,400,000
+ <i>Others</i>	-	10,000,000
<b>Total</b>	<b>15,390,377,263</b>	<b>3,189,587,914</b>

**NOTES TO THE CONSOLIDATED FINANCIAL STATEMENTS (CONT'D)***These notes are an integral part of and should be read in conjunction with the accompanying interim consolidated financial statements***18. Loans and finance lease obligations**

	30/06/2025		During the period		01/01/2025	
	Balance	Amounts expected to be settled	Increase	Decrease	Balance	Amounts expected to be settled
	VND	VND	VND	VND	VND	VND
a) Short-term borrowings	1,620,000,000	1,620,000,000	810,000,000	810,000,000	1,620,000,000	1,620,000,000
- Long-term loan due	1,620,000,000	1,620,000,000	810,000,000	810,000,000	1,620,000,000	1,620,000,000
Khanh Hoa Development Investment Fund (*)	1,620,000,000	1,620,000,000	810,000,000	810,000,000	1,620,000,000	1,620,000,000
b) Long-term borrowings	6,557,000,000	6,557,000,000	-	810,000,000	7,367,000,000	7,367,000,000
- Khanh Hoa Development Investment Fund (*)	6,557,000,000	6,557,000,000	-	810,000,000	7,367,000,000	7,367,000,000
Total	8,177,000,000	8,177,000,000	810,000,000	1,620,000,000	8,987,000,000	8,987,000,000

(\*) The loan from the Khanh Hoa Development Investment Fund under Credit Contract No. 14/2022/HĐTD-ĐTPT dated 09 August 2022, with a credit limit of VND 12,960,000,000. As at 30 June 2025, the amount disbursed was VND 8,177,000,000, bearing an interest rate of 7.9% per year. The purpose of the loan is to invest in the procurement of a 180-tonne mobile crane to enhance the operational capacity of Cam Ranh Port. The collateral includes the Company's assets and the assets formed from the borrowed capital under the loan security agreement and other appropriate forms of security.



**NOTES TO THE CONSOLIDATED FINANCIAL STATEMENTS (CONT'D)***These notes are an integral part of and should be read in conjunction with the accompanying interim consolidated financial statements***19. Owners' equity****a. Changes in owners' equity**

Items	Owner's equity contribution VND	Other owner's equity VND	Treasury shares VND	Development investment fund VND	Undistributed after- tax profit VND	Non-controlling interests VND	Total VND
<b>01/01/2024</b>	<b>245,018,170,000</b>	<b>275,419,340</b>	<b>(482,000,000)</b>	<b>14,511,056,165</b>	<b>14,128,092,360</b>	<b>4,422,614,409</b>	<b>277,873,352,274</b>
- Profit from the prior year	-	-	-	-	16,354,571,240	429,253,819	16,783,825,059
- Dividend distribution	-	-	-	-	(11,035,290,659)	(343,021,000)	(11,378,311,659)
- Appropriation to development investment fund	-	-	-	9,176,287	(9,176,287)	-	-
- Appropriation to bonus and welfare funds	-	-	-	-	(2,529,233,299)	(70,531,463)	(2,599,764,762)
- Appropriation to executive bonus fund	-	-	-	-	(155,662,779)	(18,473,749)	(174,136,528)
- Other increases/decreases	-	-	-	(490)	1,714,416	(3,013)	1,710,913
<b>31/12/2024</b>	<b>245,018,170,000</b>	<b>275,419,340</b>	<b>(482,000,000)</b>	<b>14,520,231,962</b>	<b>16,755,014,992</b>	<b>4,419,839,003</b>	<b>280,506,675,297</b>
<b>01/01/2025</b>	<b>245,018,170,000</b>	<b>275,419,340</b>	<b>(482,000,000)</b>	<b>14,520,231,962</b>	<b>16,755,014,992</b>	<b>4,419,839,003</b>	<b>280,506,675,297</b>
- Profit for the current period	-	-	-	-	10,445,942,077	248,495,909	10,694,437,986
- Dividend distribution	-	-	-	-	(12,226,808,500)	(343,021,000)	(12,569,829,500)
- Appropriation to bonus and welfare funds	-	-	-	-	(3,812,879,568)	(69,060,761)	(3,881,940,329)
- Appropriation to executive bonus fund	-	-	-	-	(336,623,982)	(17,169,198)	(353,793,180)
- Other increases/decreases	-	-	-	-	2,860	(2,860)	-
<b>30/06/2025</b>	<b>245,018,170,000</b>	<b>275,419,340</b>	<b>(482,000,000)</b>	<b>14,520,231,962</b>	<b>10,824,647,879</b>	<b>4,239,081,093</b>	<b>274,395,550,274</b>

**NOTES TO THE CONSOLIDATED FINANCIAL STATEMENTS (CONT'D)**

*These notes are an integral part of and should be read in conjunction with the accompanying interim consolidated financial statements*

**19. Owners' equity (cont'd)**

**b. Detail of owners' equity contribution**

	30/06/2025		01/01/2025	
	Amount of capital contribution	Capital contribution ratio	Amount of capital contribution	Capital contribution ratio
	VND	%	VND	%
- Viet Nam Maritime Corporation - JSC	198,230,150,000	80.90%	198,230,150,000	80.90%
- Phu Xuan Consulting and Construction JSC	34,971,020,000	14.27%	34,971,020,000	14.27%
- Other shareholders	11,817,000,000	4.82%	11,817,000,000	4.82%
<b>Total</b>	<b>245,018,170,000</b>	<b>100%</b>	<b>245,018,170,000</b>	<b>100%</b>

**c. Transactions related to capital with owners and distribution of dividends, profits**

	From 01/01/2025 to 30/06/2025	From 01/01/2024 to 30/06/2024
	VND	VND
- Contributed capital		
+ Beginning contributed capital	245,018,170,000	245,018,170,000
+ Ending contributed capital	245,018,170,000	245,018,170,000
- Dividends and profits distributed	12,226,808,500	2,592,258,000

**d. Shares**

	30/06/2025	01/01/2025
	Share	Share
Number of shares registered for issuance	24,501,817	24,501,817
Number of shares sold to the public	24,501,817	24,501,817
+ Ordinary shares	24,501,817	24,501,817
Number of shares repurchased	48,200	48,200
+ Ordinary shares	48,200	48,200
Number of outstanding shares	24,501,817	24,501,817
+ Ordinary shares	24,501,817	24,501,817
Par value of shares (VND/Share)	10,000	10,000

**e. Funds**

	30/06/2025	01/01/2025
	VND	VND
- Development and investment fund	14,520,231,962	14,520,231,962
<b>Total</b>	<b>14,520,231,962</b>	<b>14,520,231,962</b>



**NOTES TO THE CONSOLIDATED FINANCIAL STATEMENTS (CONT'D)**

*These notes are an integral part of and should be read in conjunction with the accompanying interim consolidated financial statements*

**20. Off-balance sheet items**

**Leased assets**

The Company has signed land lease contracts in Cam Ranh City (now Cam Linh Ward), Khanh Hoa Province with the Khanh Hoa Provincial People's Committee for the purposes of constructing a cargo handling port and establishing the Company's headquarters, with a total leased land area of 252,364 m<sup>2</sup> and lease terms ranging from 16 to 40 years. Under these contracts, the Company is required to pay annual land lease fees until the expiration date of the contracts, in accordance with current State regulations.

In addition, the Company is currently managing and using a land lot located on Nguyen Trong Ky Street, Cam Linh Ward, Cam Ranh City, Khanh Hoa Province (now Cam Linh Ward, Khanh Hoa Province), with an area of 797.5 m<sup>2</sup>, intended for the construction of a Maritime Service Center. This land lot has not yet been granted a land lease contract, as the Provincial People's Committee requires the Company to prepare an investment project in accordance with the zoning plan as a basis for considering the allocation or lease of land in accordance with regulations.

**VI. SUPPLEMENTARY INFORMATION FOR ITEMS PRESENTED IN THE CONSOLIDATED INCOME STATEMENT**

**1 Revenue from sales of goods and rendering of services**

	From 01/01/2025 to 30/06/2025	From 01/01/2024 to 30/06/2024
	VND	VND
- Revenue from sales of goods	26,462,490,391	22,413,624,248
- Revenue from rendering of services	79,943,848,287	63,508,463,037
<b>Total</b>	<b>106,406,338,678</b>	<b>85,922,087,285</b>

**2. Cost of goods sold**

	From 01/01/2025 to 30/06/2025	From 01/01/2024 to 30/06/2024
	VND	VND
- Cost of goods sold	23,731,914,989	21,516,691,143
- Cost of services rendered	50,788,308,914	41,157,259,226
<b>Total</b>	<b>74,520,223,903</b>	<b>62,673,950,369</b>

**3. Financial income**

	From 01/01/2025 to 30/06/2025	From 01/01/2024 to 30/06/2024
	VND	VND
- Interest on deposits and loans	591,229,114	131,486,368
- Dividends, profits distributed	1,027,076,809	653,722,328
- Settlement discount	28,672,446	-
<b>Total</b>	<b>1,646,978,369</b>	<b>785,208,696</b>

**NOTES TO THE CONSOLIDATED FINANCIAL STATEMENTS (CONT'D)**

*These notes are an integral part of and should be read in conjunction with the accompanying interim consolidated financial statements*

**4. Financial expenses**

	<b>From 01/01/2025 to 30/06/2025</b>	<b>From 01/01/2024 to 30/06/2024</b>
	<b>VND</b>	<b>VND</b>
- Interest expenses	330,652,097	405,047,284
<b>Total</b>	<b>330,652,097</b>	<b>405,047,284</b>

**5. Selling expenses**

	<b>From 01/01/2025 to 30/06/2025</b>	<b>From 01/01/2024 to 30/06/2024</b>
	<b>VND</b>	<b>VND</b>
- Fixed asset depreciation expenses	24,768,822	24,768,822
- Labour expenses	110,400,000	110,400,000
- Other cash expenses	1,791,004	3,000,000
<b>Total</b>	<b>136,959,826</b>	<b>138,168,822</b>

**6. General & administrative expenses**

	<b>From 01/01/2025 to 30/06/2025</b>	<b>From 01/01/2024 to 30/06/2024</b>
	<b>VND</b>	<b>VND</b>
- Raw material expenses	233,620,583	125,086,393
- Labour expenses	9,739,391,850	8,113,230,099
- Tools, instruments and supplies expenses	72,070,817	229,257,714
- Fixed asset depreciation expenses	555,492,743	539,853,046
- Taxes, charges, fees	454,754,952	435,046,128
- External service expenses	2,028,631,900	1,880,748,806
- Other cash expenses	2,819,664,017	1,802,014,583
<b>Total</b>	<b>15,903,626,862</b>	<b>13,125,236,769</b>



**NOTES TO THE CONSOLIDATED FINANCIAL STATEMENTS (CONT'D)**

*These notes are an integral part of and should be read in conjunction with the accompanying interim consolidated financial statements*

**7. Business production cost by nature**

	<b>From 01/01/2025 to 30/06/2025</b>	<b>From 01/01/2024 to 30/06/2024</b>
	<b>VND</b>	<b>VND</b>
- Raw material expenses	2,936,395,494	2,978,225,667
- Labour expenses	28,724,284,243	22,029,983,664
- Tools, instruments and supplies expenses	134,487,204	229,120,306
- Fixed asset depreciation expenses	11,149,661,894	10,891,585,150
- Fixed asset repair expenses	5,200,450,234	-
- Taxes, charges, fees	433,046,108	2,226,472,702
- External service expenses	19,867,198,813	14,152,279,513
- Other cash expenses	6,480,569,253	1,912,142,358
<b>Total</b>	<b>74,926,093,243</b>	<b>54,419,809,360</b>

**8. Other income**

	<b>From 01/01/2025 to 30/06/2025</b>	<b>From 01/01/2024 to 30/06/2024</b>
	<b>VND</b>	<b>VND</b>
- Remuneration of the Board of Management and the Board of Supervisors	9,000,000	9,000,000
- Disposal, sale of fixed assets (*)	-	444,444,445
- Others	20,181,000	-
<b>Total</b>	<b>29,181,000</b>	<b>453,444,445</b>

(\*) The difference between the proceeds from the disposal or sale of fixed assets and their carrying amount, and the disposal costs.

**9. Other expenses**

	<b>From 01/01/2025 to 30/06/2025</b>	<b>From 01/01/2024 to 30/06/2024</b>
	<b>VND</b>	<b>VND</b>
- Land tax expenses	3,495,121,170	-
- Tax and insurance penalties	77,482,210	7,061,929
- Other expenses	7,249,691	33,000
<b>Total</b>	<b>3,579,853,071</b>	<b>7,094,929</b>

**NOTES TO THE CONSOLIDATED FINANCIAL STATEMENTS (CONT'D)**

*These notes are an integral part of and should be read in conjunction with the accompanying interim consolidated financial statements*

**10. Current corporate income tax expenses**

	From 01/01/2025 to 30/06/2025 VND	From 01/01/2024 to 30/06/2024 VND
- Current corporate income tax expenses at Cam Ranh Port Joint Stock Company	2,819,469,938	2,054,858,657
- Current corporate income tax expenses at Cam Ranh Port Maritime Services Joint Stock	96,590,000	90,000,000
<b>Total</b>	<b>2,916,059,938</b>	<b>2,144,858,657</b>

**11. Earnings per share**

**a. Basic earnings per share**

	From 01/01/2025 to 30/06/2025 VND	From 01/01/2024 to 30/06/2024 VND
- Profit after corporate income tax	10,445,942,077	8,430,891,559
- Appropriation to bonus and welfare funds	-	(2,599,764,762)
- Profit used to calculate basic earnings per share	10,445,942,077	5,831,126,797
- Weighted average number of ordinary shares outstanding during the period (shares)	24,453,617	24,453,617
<b>Basic earnings per share (VND/share)</b>	<b>427</b>	<b>238</b>

**b. Diluted earnings per share**

The Company's Board of General Directors assesses that, in the foreseeable future, there will be no impact from instruments convertible into shares and diluting the value of shares. Therefore, the Company does not determine diluted earnings per share.

**VII. OTHER INFORMATION**

**1. Events occurring after the end of the financial year.**

There is no significant event occurring after the end of the financial year that requires adjustment or disclosure in these financial statements.

**2. Transactions and balances with related parties.**

The Company's related parties during the year include:

<b>Related Parties</b>	<b>Relationship</b>
- Vietnam Maritime Corporation	Parent company
- Construction Consultation Joint Stock Company for Maritime Building	Under the same parent company
- Maritime Project Management Unit – VIMC	Under the same parent company
- VOSA Nha Trang	Branch of the Company under the same parent company



**NOTES TO THE CONSOLIDATED FINANCIAL STATEMENTS (CONT'D)**

*These notes are an integral part of and should be read in conjunction with the accompanying interim consolidated financial statements*

**VII. OTHER INFORMATIONS (CONT'D)**

**2. Transactions and balances with related parties.**

**2a. Transactions and balances with key management personnel and individuals related to key management personnel**

		From 01/01/2025 to 30/06/2025 VND	From 01/01/2024 to 30/06/2024 VND
<b>Remuneration of key management personnel</b>		<b>1,155,313,000</b>	<b>995,964,000</b>
- <i>Income and remuneration of the Board of General Directors</i>		<i>586,057,000</i>	<i>520,924,000</i>
Mr. Nguyen Van Thang	General Director cum member of the Board of Management	327,999,000	311,120,000
Mr. Trinh Thanh Tung	Deputy General Director (Appointed as from 21/02/2024)	258,058,000	190,609,000
Mrs. Nguyen Thi Thu Thuy	Deputy General Director (Dismissed as from 01/02/2024)	-	19,195,000
- <i>Income and remuneration of members of the Board of Management</i>		<i>487,656,000</i>	<i>397,040,000</i>
Mr. Pham Huu Tan	Chairman of the Board of Management (Dismissed as from 12/06/2025)	357,816,000	307,040,000
Mr. Do Hung Duong	Chairman of the Board of Management (Appointed as from 12/06/2025)	5,040,000	-
Mr. Nguyen Van Thang	General Director cum member of the Board of Management	31,200,000	-
Mr. Nguyen Van Tai	Member of the Board of Management	31,200,000	30,000,000
Mrs. Nguyen Thi Yen	Member of the Board of Management	31,200,000	30,000,000
Mrs. Nguyen Thi Minh Ngoc	Member of the Board of Management (Dismissed as from 12/06/2025)	28,080,000	30,000,000
Mr. Nguyen Van Dung	Member of the Board of Management (Appointed as from 12/06/2025)	3,120,000	-

**NOTES TO THE CONSOLIDATED FINANCIAL STATEMENTS (CONT'D)**

*These notes are an integral part of and should be read in conjunction with the accompanying interim consolidated financial statements*

**VII. OTHER INFORMATIONS (CONT'D)**

**2. Transactions and balances with related parties (cont'd)**

**2a. Transactions and balances with key management personnel and individuals related to key management personnel (cont'd)**

		From 01/01/2025 to 30/06/2025 VND	From 01/01/2024 to 30/06/2024 VND
- <i>Income and remuneration of the Board of Supervisors</i>		81,600,000	78,000,000
Mrs. Nguyen Thi Hien	Head of the Board of Supervisors (Dismissed as from 12/06/2025)	28,080,000	30,000,000
Mr. Hoang Viet	Head of the Board of Supervisors (Appointed as from 12/06/2025)	3,120,000	-
Mrs. Bui Thi Ngoc Luong	Member (Appointed as from 12/06/2025)	25,200,000	16,000,000
Mrs. Bui Thi Ngan Hoa	Member (Dismissed as from 12/06/2025)	-	8,000,000
Mrs. Tran Thi Thanh Thuy	Member	25,200,000	24,000,000

**2b. Transactions and balances with related parties (cont'd)**

**Transactions with related parties**

	From 01/01/2025 to 30/06/2025 VND	From 01/01/2024 to 30/06/2024 VND
<b>Revenue from related parties</b>	623,614,853	-
- VOSA Nha Trang	623,614,853	-

**Balances with related parties**

	30/06/2025 VND	01/01/2025 VND
<b>Trade payables</b>	-	258,300,000
- Construction Consultation JSC for Maritime Building	-	258,300,000
<b>Advances to suppliers</b>	189,600,000	-
- Construction Consultation JSC for Maritime Building	189,600,000	-



**NOTES TO THE CONSOLIDATED FINANCIAL STATEMENTS (CONT'D)**

*These notes are an integral part of and should be read in conjunction with the accompanying interim consolidated financial statements*

**VII. OTHER INFORMATIONS (CONT'D)**

**3. Comparative figures**

The comparative figures in the consolidated income statement and the consolidated cash flow statement are those in the reviewed consolidated financial statements for the period from 01 January 2024 to 30 June 2024 . The comparative figures in the consolidated balance sheet are those in the audited consolidated financial statements for the financial year ended 31 December 2024.

*Khanh Hoa, 14 August 2025*

**Preparer**



**Nguyen Thi Ngoc Hoa**

**Head of Finance and  
Accounting Department**



**Ho Nguyen Tu Anh**

**General Director**



**Nguyen Van Thang**