

DANH KHÔI GROUP JOINT STOCK COMPANY

No 03 Tran Nhat Duat, Tan Dinh Ward, District 1, HCMC

Tax Code :0312695565

FINANCIAL STATEMENT

For the quarter 2 of 2025

Ho Chi Minh City, 29 - 07 - 2025



BALANCE SHEET

As at June 30th, 2025

Unit: VND

ASSETS	Code	Notes	30/06/2025	01/01/2025
A. CURRENT ASSETS	100		422,525,891,571	398,670,402,948
I. Cash and cash equivalents	110	V.1	86,454,988	100,822,162
1. Cash	111		86,454,988	100,822,162
2. Cash equivalents	112		-	-
II. Short-term financial investments	120		-	-
1. Trading securities	121		-	-
2. Provision for devaluation of trading securities	122		-	-
3. Held-to-maturity investments	123		-	-
III. Short-term receivables	130		410,800,449,810	387,070,487,913
1. Short-term trade receivables	131	V.3	16,594,296,580	5,393,055,858
2. Short-term prepayments to suppliers	132	V.4	37,373,175	34,452,000
3. Short-term intercompany receivables	133		-	-
4. Construction contract-in-progress receivables	134		-	-
5. Receivables from short-term loans	135	V.5	52,894,000,000	52,894,000,000
6. Other short-term receivables	136	V.6a	398,691,098,158	411,641,098,158
7. Provision for doubtful debts	137	V.5,6a	(57,416,318,103)	(82,892,118,103)
8. Shortage of assets awaiting resolution	139		-	-
IV. Inventories	140	V.7	10,002,652,252	9,974,345,752
1. Inventories	141		10,002,652,252	9,974,345,752
2. Provision for decline in value of inventories	149		-	-
V. Other current assets	150		1,636,334,521	1,524,747,121
1. Short-term prepayments	151	V.11a	2,327,600	18,055,682
2. Deductible VAT	152		1,634,006,921	1,506,691,439
3. Taxes and other receivables from the State Budget	153		-	-
4. Repurchase and sale of Government's bonds	154		-	-
5. Other current assets	155		-	-

BALANCE SHEET

As at June 30th, 2025

Unit: VND

ASSETS	Code	Notes	30/06/2025	01/01/2025
B. LONG-TERM ASSETS	200		1,319,105,293,566	1,379,761,696,633
I. Long-term receivables	210		935,168,500,000	995,168,500,000
1. Long-term trade receivables	211		-	-
2. Long-term prepayments to suppliers	212		-	-
3. Working capital from sub-units	213		-	-
4. Long-term intercompany receivables	214		-	-
5. Receivables from long-term loans	215		-	-
6. Other long-term receivables	216	V.6b	935,168,500,000	995,168,500,000
7. Provision for doubtful long-term receivables	219		-	-
II. Fixed assets	220		66,369,357,202	66,906,158,723
1. Tangible fixed assets	221	V.8	7,838,391,328	8,270,459,009
- Cost	222		13,778,902,954	13,778,902,954
- Accumulated depreciation	223		(5,940,511,626)	(5,508,443,945)
2. Finance lease assets	224		-	-
- Cost	225		-	-
- Accumulated depreciation	226		-	-
3. Intangible fixed assets	227	V.9	58,530,965,874	58,635,699,714
- Cost	228		59,462,034,270	59,462,034,270
- Accumulated amortization	229		(931,068,396)	(826,334,556)
III. Investment Properties	230	V.10	65,832,300,000	65,938,200,000
- Cost	231		66,150,000,000	66,150,000,000
- Accumulated depreciation	232		(317,700,000)	(211,800,000)
IV. Non-current assets in progress	240		-	-
1. Works in progress	241		-	-
2. Capital construction in progress	242		-	-
V. Long-term investments	250	V.2	251,708,900,876	251,708,900,876
1. Investments in subsidiaries	251		152,000,000,000	152,000,000,000
2. Investments in associates, joint-ventures	252		99,800,000,000	99,800,000,000
3. Investments in equity of other entities	253		-	-
4. Provision for decline in the value of long-term investments	254		(91,099,124)	(91,099,124)
5. Held-to-maturity investments	255		-	-
VI. Other long-term assets	260		26,235,488	39,937,034
1. Long-term prepaid expenses	261	V.11b	26,235,488	39,937,034
2. Deferred income tax assets	262		-	-
3. Equipment, materials, spare parts	263		-	-
4. Other long-term assets	268		-	-
TOTAL ASSETS	270		1,741,631,185,137	1,778,432,099,581

BALANCE SHEET

As at June 30th, 2025

Unit: VND

RESOURCES	Code	Notes	30/06/2025	01/01/2025
C. LIABILITIES	300		734,542,282,191	773,316,080,034
I. Current liabilities	310		526,613,626,880	565,387,424,723
1. Short-term trade payables	311	V.12	5,131,571,202	4,075,498,937
2. Short-term prepayments from customers	312	V.13	2,003,644,725	2,013,644,725
3. Taxes and other payables to the State Budget	313	V.14	99,152,197,420	94,334,553,820
4. Payables to employees	314		6,628,769,424	5,664,020,390
5. Short-term accrued expenses	315	V.15	95,593,640,702	74,436,938,858
6. Short-term intercompany payables	316		-	-
7. Construction contract-in-progress payables	317		-	-
8. Short-term unrealized revenue	318		-	-
9. Other short-term payables	319	V.16a	64,615,058,924	68,240,618,532
10. Short-term borrowings and financial lease liabilities	320	V.17a	245,697,077,286	308,799,454,486
11. Provision for short-term payables	321		-	-
12. Bonus and welfare fund	322		7,791,667,197	7,822,694,975
13. Price stabilization fund	323		-	-
14. Repurchase and sale of Government's bond	324		-	-
II. Long-term liabilities	330		207,928,655,311	207,928,655,311
1. Long-term trade payables	331		-	-
2. Long-term prepayments from customers	332		-	-
3. Long-term accrued expenses	333		-	-
4. Inter-company payables for operating capital received	334		-	-
5. Long-term intercompany payables	335		-	-
6. Long-term unrealized revenue	336		-	-
7. Other long-term payables	337	V.16b	162,878,655,311	162,878,655,311
8. Long-term borrowings and financial lease liabilities	338	V.17b	45,050,000,000	45,050,000,000
9. Convertible bond	339		-	-
10. Preferred shares	340		-	-
11. Deferred income tax liabilities	341		-	-
12. Provision for long-term liabilities	342		-	-
13. Fund for science and technology development	343		-	-

BALANCE SHEET

As at June 30th, 2025

Unit: VND

RESOURCES	Code	Notes	30/06/2025	01/01/2025
D. OWNERS' EQUITY	400		1,007,088,902,946	1,005,116,019,547
I. Owners' equity	410	V.18	1,007,088,902,946	1,005,116,019,547
1. Owners' paid-in capital	411		925,977,620,000	925,977,620,000
- Ordinary shares with voting rights	411a		925,977,620,000	925,977,620,000
- Preferred shares	411b		-	-
2. Share premium	412		29,461,170,400	29,461,170,400
3. Bond conversion option	413		-	-
4. Owners' other capital	414		-	-
5. Treasury shares	415		-	-
6. Difference upon assets revaluation	416		-	-
7. Foreign exchange differences	417		-	-
8. Investment and development fund	418		11,527,322,839	11,527,322,839
9. Fund for support of arrangement of enterprises	419		-	-
10. Other funds	420		-	-
11. Retained earnings	421		40,122,789,707	38,149,906,308
- Retained earnings accumulated to the end of prior period	421a		38,149,906,308	175,965,429,103
- Retained earnings in this period	421b		1,972,883,399	(137,815,522,795)
12. Investment reserve for basic construction	422		-	-
II. Budget sources and other funds	430		-	-
1. Budget sources	431		-	-
2. Fund to form fixed assets	432		-	-
TOTAL RESOURCES	440		1,741,631,185,137	1,778,432,099,581

PREPARED BY



Hà Thị Hiền

CHIEF ACCOUNTANT



Nguyễn Thị Vân



July 29th, 2025

GENERAL DIRECTOR

NGUYỄN HUY CƯỜNG

INCOME STATEMENT

For the quarter 2 of 2025

Unit: VND


ITEMS	Code	Notes	Quarter 2		Cumulative from the beginning of the year to the end of Quarter 2	
			Year 2025	Year 2024	Year 2025	Year 2024
Revenue from sale of goods and rendering of						
1. service	01	VI.1	4,287,234,809	6,320,742,691	11,201,240,722	2,551,771,421
2. Deductions	02		-	-	-	-
Net revenue from sale of goods and rendering of						
3. service	10		4,287,234,809	6,320,742,691	11,201,240,722	2,551,771,421
4. Cost of good sold	11	VI.2	470,982,712	1,861,639,387	1,020,662,509	284,395,876
5. Gross profit (20 = 10 - 11)	20		3,816,252,097	4,459,103,304	10,180,578,213	2,267,375,545
6. Financial income	21	VI.3	42,726	76,254	88,246	130,751
7. Financial expenses	22	VI.4	13,495,807,133	25,063,503,814	18,565,644,242	27,028,018,021
In which: borrowing interest expense	23		13,495,807,133	25,063,503,814	18,565,644,242	26,998,234,511
8. Selling expenses	25		-	-	-	-
9. General & administration expenses	26	VI.5	(22,254,166,684)	5,548,063,648	(18,762,572,378)	25,845,956,288
10. Operating profit (30 = 20 + (21 - 22) - (25 + 26))	30		12,574,654,374	(26,152,387,904)	10,377,594,595	(50,606,468,013)
11. Other income	31	VI.6	-	60,000,000,003	-	66,000,000,003
12. Other expenses	32	VI.7	4,390,835,625	17,369,249,312	4,390,867,555	17,523,471,402
13. Other profit (40 = 31 - 32)	40		(4,390,835,625)	42,630,750,691	(4,390,867,555)	48,476,528,601
14. Net accounting profit before tax (50 = 30 + 40)	50		8,183,818,749	16,478,362,787	5,986,727,040	(2,129,939,412)
15. Corporate income tax - current	51	VI.8	4,013,843,641	12,137,974,880	4,013,843,641	8,554,280,579
16. Corporate income tax - deferred	52		-	-	-	-
17. Net profit after corporate income tax (60 = 50 - 51 - 52)	60		4,169,975,108	4,340,387,907	1,972,883,399	(10,684,219,991)

PREPARED BY



Hà Thị Hiền

CHIEF ACCOUNTANT



Nguyễn Thị Vân



HCMC, July 29th, 2025

GENERAL DIRECTOR



 NGUYỄN HUY CƯỜNG

CASH FLOW STATEMENT

(Under indirect method)

For the quarter 2 of 2025

Unit: VND


ITEMS	Code	Notes	Quarter 2		Cumulative from the beginning of the year to the end of Quarter 2	
			Year 2025	Year 2024	Year 2025	Year 2024
I. CASH FLOWS FROM OPERATING ACTIVITIES						
1. Net profit before tax	01		8,183,818,749	16,478,362,787	5,986,727,040	(2,129,939,412)
2. Adjustments for:						
- Depreciation of fixed assets and investment properties	02	V.8,9,10	319,473,966	358,997,430	642,701,521	717,994,860
- Provisions	03		(25,475,800,000)	214,556,372	(25,475,800,000)	15,836,029,357
revaluation of monetary assets denominated in foreign currencies	04		-	-	-	-
- Gains/losses from investing activities	05		-	-	-	-
- Interest expense	06	VI.4	13,495,807,133	25,033,720,304	18,565,644,242	26,998,234,511
- Other adjustments	07		-	-	-	-
3. Profit from operating activities before changes in working capital	08		(3,476,700,152)	42,085,636,893	(280,727,197)	41,422,319,316
- Increase (-)/ decrease (+) in receivables	09		4,320,858,425	(58,815,329,864)	61,617,644,843	(6,378,566,390)
- Increase (-)/ decrease (+) in inventories	10		403,202,351	1,488,740,221	(28,306,500)	(1,436,829,878)
- Increase (+)/ decrease (-) in payables (Other than payables, income tax)	11		124,179,695	53,234,286,363	3,141,480,695	6,670,892,688
- Increase (-)/ decrease (+) in prepaid expenses	12		14,274,189	(8,145,344)	29,429,628	132,591,748
- Increase (-)/ decrease (+) in trading securities	13		-	-	-	-
- Interest paid	14		(1,389,086,721)	(36,772,412,365)	(1,389,086,721)	(18,411,987,535)
- Corporate income tax paid	15	V.14	-	(249,046,936)	(424,722)	(11,459,481,024)
- Other receipts from operating activities	16		-	-	-	-
- Other payments on operating activities	17		-	(39,888,889)	(2,000,000)	(56,388,889)
Net cash inflows/(outflows) from operating activities	20		(3,272,213)	923,840,079	63,088,010,026	10,482,550,036
II. CASH FLOWS FROM INVESTING ACTIVITIES						
Net cash inflows/(outflows) from investing activities	30		-	-	-	-
III. CASH FLOWS FROM FINANCING ACTIVITIES						
1. Proceeds from issue of shares and capital contribution	31		-	-	-	-
2. Repayment of contributed capital and repurchase of stock issued	32		-	-	-	-
3. Proceeds from borrowings	33		-	-	-	-
4. Repayments of borrowings	34		-	(935,565,592)	(63,102,377,200)	(10,773,740,579)
5. Payments for finance lease liabilities	35		-	-	-	-
6. Dividends paid	36		-	-	-	-
Net cash inflows/(outflows) from financing activities	40		-	(935,565,592)	(63,102,377,200)	(10,773,740,579)
Net cash inflows/(outflows) (50 = 20+ 30 + 40)	50		(3,272,213)	(11,725,513)	(14,367,174)	(291,190,543)
Cash and cash equivalents at the beginning of the year	60		89,727,201	123,612,549	100,822,162	403,077,579
Effect of foreign exchange differences	61		-	-	-	-
Cash and cash equivalents at the end of the year (70 = 50+60+61)	70	V.1	86,454,988	111,887,036	86,454,988	111,887,036

PREPARED BY



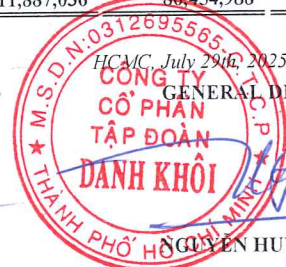
Hà Thị Hiền

CHIEF ACCOUNTANT



Nguyễn Thị Vân

GENERAL DIRECTOR



NGUYỄN HUY CƯỜNG

NOTES TO THE FINANCIAL STATEMENTS

For the quarter 2 of 2025

Unit: VND

I. BUSINESS HIGHLIGHTS

1. Establishment

Danh Khoi Group Joint Stock Company, formerly Netland Real Estate Joint Stock Company, operates under business registration certificate No. 0312695565 dated March 19, 2014 and the 16th latest change registration dated March 15, 2023 issued by the Department of Planning and Investment of Ho Chi Minh City on increasing charter capital from VND 881,886,860,000 to VND 925,977,620,000.

On April 5, 2018, the Company's shares were officially traded on the first day at the Hanoi Stock Exchange with the stock code NRC according to listing decision No. 96/QD-SGDHN issued by the General Director of the Hanoi Stock Exchange on March 5, 2018.

Listed on Hanoi Stock Exchange (HNX), stock symbol NRC.

English name: Danh Khoi Group Joint Stock Company.

Shortname: Danh Khoi Group.

Head office: No. 03, Tran Nhat Duat, Tan Dinh Ward, District 1, Ho Chi Minh City, Vietnam.

Business location: No. 1589 3/2 Street, Ward 16, District 11, Ho Chi Minh City, Vietnam.

2. Business sector: real estate

3. The Group's principal activities

The Company's main business line is brokerage consulting services and real estate trading.

Details include:

Real estate business, land use rights owned, used or leased;

Consulting, brokerage, auction of land use rights. Details: real estate consulting, brokerage (except legal consulting). Real estate appraisal services; Real estate exchange. Real estate auctions. Real estate management. Activities of real estate and brokers agents;

Market research and public opinion polling.

4. Normal operating cycle

Normal operating cycle of the Company lasts 12 months of the normal fiscal year beginning from January 01 and ending on December 31.

5. Enterprise structure

List of subsidiaries:

As at June 30, 2025, the Company has two (02) subsidiary as follows:

Company's name and address	Principal activities	Percentage of shareholding	Percentage of owning	Percentage of voting right
DGTK Thuan An Joint Stock Company Address: No. 03, Tran Nhat Duat, Tan Dinh Ward, District 1, Ho Chi Minh City, Vietnam.	Real estate trading	50,66%	50,66%	50,66%
NRC High Tech Agricultural Investment Co., Ltd. Address: No. 03, Tran Nhat Duat, Tan Dinh Ward, District 1, Ho Chi Minh City, Vietnam.	Sell agricultural products	100%	100%	100%

List of associates

As at June 30, 2025, the Company has one (01) joint-ventures and associates as follows:

Company's name and address	Principal activities	Percentage of shareholding	Percentage of owning	Percentage of voting right
Danh Khoi TK Joint Stock Company Address: No. 03, Tran Nhat Duat, Tan Dinh Ward, District 1, Ho Chi Minh City, Vietnam.	Real estate trading	49.9%	49.9%	49.9%

NOTES TO THE FINANCIAL STATEMENTS

For the quarter 2 of 2025

Unit: VND

6. Disclosure on comparability of information in the interim consolidated Financial Statements

The selection of figures and information need to be presented in the interim consolidated financial statements has been implemented on the principle of comparability among corresponding accounting periods.

II. ACCOUNTING PERIOD AND REPORTING CURRENCY**1. Fiscal year**

The fiscal year is from January 01 and ended December 31 annually.

2. Reporting currency

Vietnam Dong (VND) is used as a currency unit for accounting records.

III. ADOPTION OF ACCOUNTING STANDARDS AND POLICIES**1. Applicable Accounting System**

The Company applies Vietnamese Corporate Accounting System in accordance with the guidance of Circular No. 200/2014/TT-BTC dated December 22, 2014 issued by the Vietnam Ministry of Finance and amended, supplemented circulars.

2. Disclosure of compliance with Vietnamese Accounting Standards and the Vietnamese Corporate Accounting System

We conducted our accounting, corporate accounting system and presentation of the financial statements in accordance with Vietnamese Accounting Standards, Vietnamese Corporate Accounting System and other relevant statutory regulations. The financial statements give a true and fair view of the state of affairs of the Company and the results of its operations as well as its cash flows.

The selection of figures and information presented in the notes to the financial statements is complied with the material principle in Vietnamese Accounting Standard No.21 - Presentation of the financial statements.

IV. APPLICABLE ACCOUNTING POLICIES**1. Principles for recording cash and cash equivalents**

Cash includes cash on hand, demand deposit.

2. Principles for accounting financial investments**Financial investments in Subsidiary**

Principles for recording financial investments in subsidiaries: Subsidiary is a company which the Company has over 50% of voting right and the power to govern the financial and operating policies in order to obtain economic benefits from the subsidiary's operation. When the Company ceases to control the subsidiary, the investment in the subsidiary will be written down.

Investments in Subsidiary are initially stated at original cost and will not be adjusted thereafter for change in the investor's share of the investee's net assets. The original cost includes purchase price and costs attributable to the investment. In case the investment is by non-monetary assets, the investment fee should be recorded at the fair value of the non-monetary assets at the date of occurrence.

3. Principles for recording trade receivables and other receivables

Receivables: At original cost less provision for doubtful debts.

The classifying of the receivables as trade receivables, inter-company receivables and other receivables depends on the nature of the transaction or relationship between the company and debtor.

Method of making provision for doubtful debts: Provision for doubtful debts is estimated for the loss value of the receivables, other held-to-maturity investments similar to doubtful debts that are overdue and undue, but are likely to become possibly irrecoverable due to insolvency of debtors who go bankruptcy, making procedures for dissolution, go missing or run away....

4. Principles for recording inventories

Inventories are stated at original cost less (-) the provisions for the decline in value of inventories and obsolete, deteriorated inventories.

Original costs are determined as follows:

- The original cost of raw materials, merchandises inventory consists of costs of purchase, costs of transportation and other costs incurred in bringing the inventories to their present location and condition.

NOTES TO THE FINANCIAL STATEMENTS

For the quarter 2 of 2025

Unit: VND

4. Principles for recording inventories

- Work in progress: include land use rights costs, construction costs, and brokerage costs incurred directly during the implementation of real estate projects.

Method of making provision for decline in value of inventories: Provision for decline in value of inventories is made when the net realisable value of inventories is lower than their original cost. Net realisable value is the estimated selling price less the estimated costs of completion and selling expenses. Provision for decline in value of inventories is the difference between the cost of inventories greater than their net realisable value. Provision for decline in value of inventories is made for each inventory with the cost greater than the net realisable value.

5. Principles for recording fixed assets**5.1 Principles for recording tangible fixed assets**

Tangible fixed assets are stated at original cost less accumulated depreciation. The initial cost of a tangible fixed asset comprises all expenditures of bringing the asset to its working condition and location for its intended use. The expenditures incurred after initial recognition are capitalised as an additional cost of tangible fixed assets when they have resulted in an increase in the future economic benefits expected to be obtained from the use of those tangible fixed assets. The expenditures which do not meet the above conditions are charged to the expenses in the year.

When the assets are sold or disposed, their original costs and the accumulated depreciation which have been written off and any gain or loss from disposal of assets are recorded in the income statement.

Tangible fixed assets purchased

The original cost of purchased tangible fixed assets shall consist of the actual purchase price less (-) trade discounts or reduction plus (+) taxes (excluding taxes to be refunded) and relevant expenses calculated to the time when such fixed assets are put into operation such as fees for installation and trial operation of fixed assets; specialists and other direct costs.

Fixed assets which are buildings, structures attached to land use right, the value of land use right is computed separately and recorded as intangible fixed assets.

5.2 Principles for recording intangible fixed assets

Intangible fixed assets are stated at cost less accumulated amortization. The original cost of a intangible fixed asset comprises all costs of owning the asset to the date it is put into operation as expected.

Land use right

The original cost of an intangible fixed asset which is the land use right shall be the payment made to obtain the lawful land use right plus (+) compensatory payments for clearance of site, expenses for levelling the ground, registration fee...

Computer software

Depreciation is charged to write off the cost of fixed assets on a straight line basis over their estimated useful lives.

5.3 Method of depreciating and amortizing fixed assets

Depreciation is charged to write off the cost of fixed assets on a straight line basis over their estimated useful lives. Useful life means the duration in which the tangible fixed assets produce their effect on production and business.

The estimated useful life for assets is as follows:

<i>Buildings and structures</i>	<i>25 - 50 năm</i>
<i>Transportation and facilities</i>	<i>10 năm</i>
<i>Machinery and equipment</i>	<i>3 năm</i>
<i>Intangible fixed assets</i>	<i>5 năm</i>
<i>Computer software</i>	<i>8 năm</i>

Land use rights which are granted for an indefinite term are carried at cost and not amortised.

NOTES TO THE FINANCIAL STATEMENTS*For the quarter 2 of 2025**Unit: VND***6. Principles for recording construction in progress:**

Construction in progress is stated at original cost. This cost includes all necessary costs for purchasing new fixed assets, constructing new or repairing, renovating, expanding or re-equipping technical works such as: construction costs and other costs.

These costs are capitalised as an additional cost of asset when the works have been completed. After the works have been finalized, the asset will be handed over and put into use.

7. Principles for recording and depreciating investment properties

Principles for recording investment properties: Investment properties are stated at cost less accumulated depreciation.

The original cost of an investment property comprises all expenditures in cash or cash equivalents or the fair value of the amounts payable to have the investment properties to the date of purchase or completion.

The original cost of a purchased investment property comprises its purchase price and any directly attributable expenditure includes: professional fees for legal services, registration tax and other related expenses.

The original cost of a self-built investment property comprises actual cost and costs directly attributable to the investment properties to the date of purchase or completion.

Expenditures incurred after the initial recognition are recorded as expenses in the period, except for the case where it can be clearly demonstrated that the expenditures have resulted in future economic benefits in excess of the originally assessed standard of performance of the existing investment property, the expenditures are capitalised as an additional cost of investment property.

When investment properties are sold, the original cost and accumulated depreciation are written off and any gain or loss resulting from the sales of these properties will be recorded into the income statement in the period.

The Company does not make depreciation for the investment properties awaiting price increase. In case where there are reliable evidence showing that the investment properties have devalued in comparison with the market value and the devaluated amount has been reliably determined, then the Company will value the decrease of the investment property's original cost and record the loss in cost of goods sold. When the investment property increases, the Company will reverse maximum value equal to the previously decreased amount.

8. Principles for recording business cooperation contract (BCC)

The Company initially records amounts contributed to BCC at original cost and reflects as other liabilities.

BCC in the form of jointly controlled operations is a joint-venture which does not require establishment of new business entity. Ventures shall fulfill obligations and exercise rights according to the BCC. The joint-venture activities may be carried out alongside other ordinary activities of each venture.

Equities (monetary or non-monetary assets) contributed in BCC and recorded in the financial statements are contributed assets in joint ventures based on the contract. The differences between the fair value of the received assets and the value of contributed capital (if any) are reflected as other income or other expenses.

If the BCC stipulates that other parties in the BCC can only share profits if the BCC's operating results are profitable, and must bear losses, the Company records the revenue and expenses corresponding to its share from the BCC.

9. Principles for recording prepaid expenses

Prepaid expenses are all expenses that actually incurred but relate to the operating result of several accounting periods. The Company's prepaid expenses include insurance costs awaiting allocation, costs for marketing and apartment distribution services and consulting costs awaiting allocation.

Method of allocating prepaid expenses: The determining and allocating of prepaid expenses into costs of production and doing business of each period is on a straight-line basis. Based on the nature and level of each expense, the term of allocation is defined as follows: short-term prepaid expenses should be allocated within 12 months; long-term expenses should be allocated in the term from over 12 months to 36 months.

10. Principles for recording liabilities

Liabilities are recorded at original cost and not lower than the payment obligation.

Liabilities shall be classified into trade payables, inter-company payables and other payables depending on the nature of transactions and relationship between the Company and debtors.

NOTES TO THE FINANCIAL STATEMENTS

For the quarter 2 of 2025

Unit: VND

10. Principles for recording liabilities

Liabilities must be kept records in detail according to payment schedule, creditor, type of original currency and other factors according to requirements of the enterprise.

At the reporting date, if it is evident that there is an unavoidable loss, an amount payable shall be recorded according to prudent principle.

11. Compulsory insurance and salary policies

Salaries are calculated and deducted into expenses during the year based on the Company's salary regulations and labor contracts. Accordingly, social insurance, health insurance and unemployment insurance are also deducted at rates of 25.5%, 4.5% and 2% of employees' salaries, respectively. The rate of 21.5% will be included in the costs of social insurance, health insurance and unemployment insurance during the period; and 10.5% will be deducted from employees' salaries.

Wages paid to employees are specified in the employment contract.

12. Principles for recording borrowings and finance lease liabilities

Borrowings are total amounts the Company owes to banks, institutions, financial companies and other objects (excluding borrowings under the form of bond or preferred stock issuance which require the issuer to repurchase at a certain time in the future).

Borrowings and financial lease liabilities are monitored in detail according to creditor, agreement and borrowed asset.

13. Principles for recording borrowing costs

Borrowing costs are loan interest and other costs incurred in direct relation to borrowings of an enterprise; Borrowing costs are recognised as an expense in the year in which they are incurred, except where the borrowing costs related to borrowings in respect of the construction or production of uncompleted assets, in which case the borrowing costs incurred during the period of construction are computed in those assets' value (capitalised) as part of the cost of the assets concerned when they satisfy conditions stipulated in the VAS No. 16 "Borrowing costs".

14. Principles for recording accruals

Accruals include loan interest expenses, expenses to provisionally calculate the cost of goods, finished real estate products sold... that have arisen in the reporting year but have not yet been actually paid. These expenses are recorded based on reasonable estimates of the amount payable under specific contracts and agreements.

15. Principles for recording owner's Equity**Owners' paid-in capital**

The owners' equity is the amount that is initially contributed or supplemented by shareholders. The owners' equity will be recorded at the actual contributed capital by cash or assets calculated according to the par value of issued shares in the early establishment period or additional mobilization to expand operation.

Share premium

Share premium is the difference between the cost over and above the nominal value of the first issued or additionally issued share and the differences (increase or decrease) of the actual receiving amount against the repurchase price when treasury share is reissued. In case where shares are repurchased to cancel immediately at the purchase date, shares' value recorded decrease the business capital source at purchase date is the actual repurchase price and the business resource should be written down according to the par value and share premium of the repurchased shares.

Retained earnings

The retained earnings is recorded at the profit (loss) from the Company's result of operation after deducting the current year corporate income tax and the adjusted items due to the retroactive application of changes in accounting policy and adjustments for material misstatement of the previous year.

The retained earnings is based on the charter of the Company and approved by the annual shareholder meeting.

NOTES TO THE FINANCIAL STATEMENTS*For the quarter 2 of 2025**Unit: VND***16. Principles and methods for recording revenues and other income****Revenue from goods sold**

Revenue from a service provision transaction is recognized when the outcome of that transaction can be reliably determined. In case a service provision transaction involves multiple periods, revenue is recognized in the period according to the results of the work completed on the balance sheet date of that period. Revenue from providing services is recognized when all four (4) conditions are simultaneously met: 1. Revenue can be determined with relative certainty. When the contract stipulates that the buyer has the right to return the purchased service under specific conditions, the business can only record revenue when those specific conditions no longer exist and the buyer is not entitled to return the service. services provided; 2. The enterprise has or will gain economic benefits from the transaction providing that service; 3. Determine the work completed on the balance sheet date; 4. Determine the costs incurred for the transaction and the cost of completing the transaction to provide that service.

If the outcome of a contract cannot be measured reliably, revenue is recognised only to the extent of the expenses recognised that are recoverable.

Revenue from business cooperation activities

Revenue from business cooperation activities is recognized based on the nature of each business cooperation contract.

In case the business cooperation contract stipulates the division of cooperation results by profit after corporate income tax with the condition that the profit divided among the parties does not perform accounting and does not settle taxes with a profit level not less than a fixed minimum level, the Company records revenue based on the amount divided according to the provisions in the contract but must not exceed the fixed minimum level until the contract liquidation minutes are signed.

Financial income

Financial incomes include interests and other financial income.

Income arising from interests, distributed dividends and profits of the enterprises shall be recognized if they simultaneously satisfy the two (2) conditions below: 1. It is possible to obtain economic benefits from the concerned transactions; 2. Income is determined with relative certainty.

Interests recognized on the basis of the actual time and interest rates in each period.

When an amount which has been recorded as an income becomes irrecoverable, such irrecoverable or uncertainly recoverable amount must be accounted as expense incurred in the period, but not recorded as income decrease.

17. Principles and method of recording cost of goods sold

Cost of goods sold are the cost of products, goods, services, investment properties; cost of construction products (as to construction enterprise) sold in the period; expenses related to trading the investment properties and other expenses recorded in the cost of goods sold or recorded a decrease in the cost of goods sold in reporting period. The cost of goods sold is recorded at the date the transaction incurs or likely to incur in the future regardless payment has been made or not. The cost of goods sold and revenue shall be recorded simultaneously on conformity principles. Expenses exceeding normal consumption level are recorded immediately to the cost of goods sold on prudent principle.

18. Principles and method of recording financial expenses

Financial costs include interest expenses and other expenses.

Financial expenses are recorded in details by their content and determined reliably when there are sufficient evidences on these expenses.

19. Principles and methods of recording taxes

Corporate income tax includes current corporate income tax and deferred corporate income tax incurred in the year and set basis for determining operating result after tax in current fiscal year.

Current corporate income tax expense is the amount of corporate income tax payable calculated on taxable income in the year and the current corporate income tax rate.

NOTES TO THE FINANCIAL STATEMENTS*For the quarter 2 of 2025**Unit: VND***19. Principles and methods of recording taxes**

Deferred income tax liabilities are the amounts of income tax payable in the future periods arising from the recording of the deferred income tax payable in the year and reversing the deferred income tax being recorded from prior years. The Company does not record in this account the deferred income tax assets or deferred income tax liabilities arising from the transactions being recorded directly in the owners' equity.

Deferred income tax asset is the reduction of deferred tax payable arising from the recording of the deferred income tax payable in the year and reversing the deferred income tax being recorded from prior years.

Deferred income tax assets and deferred income tax liabilities are offset when the Group has the legal right to offset current income tax assets against current income tax liabilities and the deferred income tax assets and deferred income tax liabilities are relevant to corporate income tax which is under the management of one tax authority of the same subject to corporate income tax and the Group has intention to pay current income tax liabilities and current income tax assets on a net basis.

The tax amounts payable to the State budget will be finalized with the tax office. Differences between the tax amounts payable specified in the book and the tax amounts under finalization will be adjusted when the tax finalization has been issued by the tax office.

Due to the uncertainty of future taxable profits, the Company has not recognised deferred tax assets for unused tax losses.

The Company's current corporate income tax rate for other activities is 20%.

20. Financial instruments**Initial recognition****Financial assets**

According to Circular 210/2009/TT-BTC date November 06, 2009 issued by the Ministry of Finance (Circular No.210), financial liabilities are classified properly, for the purpose of presentation in the financial statements, into the financial liabilities which are stated at fair value through the Income Statement, financial liabilities determined on amortised cost basis. The Group decides to classify these liabilities at the date of initial recognition.

At the date of initial recognition, the financial liabilities are recognized at cost plus transaction cost that are directly attributable to the acquisition of the financial liabilities.

The Company's financial assets include cash and deposits, trade and other receivables.

Financial liabilities

According to Circular 210, financial liabilities are classified properly, for the purpose of presentation in the financial statements, into the financial liabilities which are stated at fair value through the Income Statement, financial liabilities determined on amortised cost basis. The Group decides to classify these liabilities at the date of initial recognition.

All financial liabilities are recognized initially at cost plus directly attributable transaction costs.

Financial liabilities of the Company comprise trade payables, other payables, liabilities and borrowings.

Re-measurements after initial recognition

Currently, there are no requirements for the re-measurement of the financial instruments after initial recognition.

Offsetting

Financial assets and financial liabilities are offset and the net amount reported in the report on financial position if, and only if, there is a currently enforceable legal right to offset the financial assets against financial liabilities or vice-versa and there is an intention to settle on a net basis or to realize the assets and settle the liability simultaneously.

NOTES TO THE FINANCIAL STATEMENTS

For the quarter 2 of 2025

Unit: VND

21. Related parties

Related parties include: Enterprises and individuals that directly or indirectly through one or more intermediaries, control, or are controlled by, or are under common control with the Group. Associates and individuals owning, directly or indirectly, an interest in the voting power of the Group that gives them significant influence over the enterprise, key management personnel, including the Board of Management, Board of Directors and officers of the Group and close members of the family of these individuals and companies associated with these individuals also constitute related parties. In considering each possible related party relationship, attention is directed to the substance of the relationship, and not merely the legal form.

V. ADDITIONAL INFORMATION FOR ITEMS SHOWN IN THE BALANCE SHEET

1. Cash and cash equivalents	30/06/2025		01/01/2025	
Cash				
Cash on hand	908,470		1,908,470	
Demand deposits	85,546,518		98,913,692	
Total	86,454,988		100,822,162	
2. Financial investments	30/06/2025		01/01/2025	
	Amount	Provision	Amount	Provision
a. Investment in subsidiaries	152,000,000,000	(91,099,124)	152,000,000,000	(91,099,124)
DKTK Thuan An Joint Stock Company	152,000,000,000	(91,099,124)	152,000,000,000	(91,099,124)
NRC High Tech Agricultural Investment Co., Ltd.				
b. Investment in associates	99,800,000,000	-	99,800,000,000	-
Danh Khoi TK Joint Stock Company	99,800,000,000	-	99,800,000,000	-
Total	251,800,000,000	(91,099,124)	251,800,000,000	(91,099,124)
3. Trade receivables	30/06/2025		01/01/2025	
	Amount	Provision	Amount	Provision
Short-term	16,594,296,580	-	5,393,055,858	-
Local customers	16,594,296,580	-	5,393,055,858	-
Receivables from related parties (see note VIII.3)	10,687,974,946		5,149,234,224	
Other customers	5,906,321,634		243,821,634	-
Total	16,594,296,580	-	5,393,055,858	-
4. Prepayments to suppliers	30/06/2025		01/01/2025	
	Amount	Provision	Amount	Provision
Short-term	37,373,175	-	34,452,000	-
Other suppliers	37,373,175	-	34,452,000	-
Total	37,373,175	-	34,452,000	-

NOTES TO THE FINANCIAL STATEMENTS

For the quarter 2 of 2025

Unit: VND

5. Receivables from loans	30/06/2025		01/01/2025	
	Amount	Provision	Amount	Provision
Short-term	52,894,000,000	(11,550,000,000)	52,894,000,000	(37,025,800,000)
Danh Khoi Mien Nam Joint Stock Company (*)	52,894,000,000	(11,550,000,000)	52,894,000,000	(37,025,800,000)
Total	52,894,000,000	(11,550,000,000)	52,894,000,000	(37,025,800,000)

(*) Loan amount to Danh Khoi Mien Nam Joint Stock Company according to Loan Agreement No. 25.11/2022/HDCM/DKG-DKMN dated November 25, 2022 and attached appendices.

6. Other receivables	30/06/2025		01/01/2025	
	Amount	Provision	Amount	Provision
a. Short-term	398,691,098,158	(45,866,318,103)	411,641,098,158	(45,866,318,103)
Advances	91,474,330	-	41,474,330	-
Deposits	172,910,438,356	-	172,932,438,356	-
<i>Deposits from related parties (see note VIII.3) (1)</i>	<i>13,000,000,000</i>	<i>-</i>	<i>13,000,000,000</i>	<i>-</i>
<i>Other deposit</i>	<i>159,910,438,356</i>	<i>-</i>	<i>159,932,438,356</i>	<i>-</i>
Others	225,689,185,472	(45,866,318,103)	238,667,185,472	(45,866,318,103)
<i>Others short-term receivables from related parties (see note VIII.3) (2)</i>	<i>171,366,125,472</i>	<i>(45,479,788,103)</i>	<i>176,631,125,472</i>	<i>(45,479,788,103)</i>
<i>Saigon Five Real Estate Development Joint Stock Company (3)</i>	<i>49,550,000,000</i>		<i>54,250,000,000</i>	
<i>Others</i>	<i>4,773,060,000</i>	<i>(386,530,000)</i>	<i>7,786,060,000</i>	<i>(386,530,000)</i>
b. Long-term	935,168,500,000	-	995,168,500,000	-
Deposits (4)	89,415,000,000		89,415,000,000	-
Others	845,753,500,000		905,753,500,000	
<i>ABFAST Joint Stock Company (5)</i>	<i>198,000,000,000</i>		<i>258,000,000,000</i>	<i>-</i>
<i>Tan Tien Trading and Investment Company Limited (6)</i>	<i>197,753,500,000</i>		<i>197,753,500,000</i>	
<i>Others long-term receivables from related parties (see note VIII.3) (2)</i>	<i>450,000,000,000</i>		<i>450,000,000,000</i>	
Total	1,333,859,598,158	(45,866,318,103)	1,406,809,598,158	(45,866,318,103)

(1) Deposit for VHR Investment Joint Stock Company

The deposit under the Contract is to ensure exclusive brokerage rights between VHR Investment Joint Stock Company and Danh Khoi Group Joint Stock Company, regarding the agreement on exclusive brokerage of future real estate products at the Tan Lap Islet Residential Area Component Project on land lots HH1, HH2, HH3.

NOTES TO THE FINANCIAL STATEMENTS

For the quarter 2 of 2025

Unit: VND

(2) In which, other receivables of Danh Khoi Holdings Investment Joint Stock Company include:

The business cooperation amount for the project of the mixed-use apartment complex at Subzone No. 4 in the Nhon Hoi Ecotourism Complex, Quy Nhon City, Binh Dinh, under contract No. 02/2020/NRC-DKRH/NH4 dated October 28, 2020, and its attached appendices between the Company and Danh Khoi Holdings Investment Joint Stock Company. According to the agreement, the Company is the capital contributor, and Danh Khoi Holdings Investment Joint Stock Company is the recipient of the capital contribution. Both parties have agreed on the investment cooperation value, with the Company's contribution being VND 75,000,000,000, and a minimum profit distribution of VND 30,000,000,000 to the contributing party upon the completion of this investment cooperation agreement. Currently, this project has not met the conditions to apply for a sales license, so the real estate products have not been contracted for sale to customers, and thus, no cooperation revenue has been generated.

The investment cooperation amount for the Binh Duong I Commercial Center and Luxury Apartments project under contract No. 01/2020/NRC-DKRH/BD dated October 28, 2020, and its attached appendices between the Company and Danh Khoi Holdings Investment Joint Stock Company. According to the agreement, the Company is the capital contributor, and Danh Khoi Holdings Investment JSC is the recipient of the capital contribution. Both parties have agreed on the investment cooperation value, with the Company contributing VND 450,000,000,000 and sharing the cooperation results based on cooperative revenue (before CIT). The project developer has met the conditions to raise funds through the sale of future real estate. However, the successfully transacted products have not yet reached the sales ratio as agreed in the contract, so no cooperation revenue has been recognized.

The receivable amount as per the contract termination minutes dated July 5, 2023, related to the lease and management of the Sales Gallery and Da Nang Office with DKPM Service - Property Management Joint Stock Company.

The real estate investment cooperation amount for the urban development project in Subzones 2, 4, and 9 of the Nhon Hoi Ecotourism Complex, Quy Nhon City, Binh Dinh, under contract No. 01/2022/HTDT/NRC-DKRH/NH dated May 9, 2022, and its attached appendices between the Company and Danh Khoi Holdings Investment Joint Stock Company. The Company has fully recognized the profit share and is recovering the capital according to the commitment letter regarding the repayment schedule of the principal to the Company.

(3) Receivables related to the settlement agreement of the sale and purchase contract for the commercial area at the Binh Dang Project (Saigon Metro Mall) according to the settlement agreement dated January 22, 2025.

(4) The deposits under the product off-take cooperation agreement No. 010623/2023/LAGI/VINAM-DKG dated June 1, 2023, between the Company and Vina Co., Ltd, regarding the Company's off-take of the Market and Commercial Center within the LaGi New City project.

(5) The investment cooperation amount for Subzone D, the Dai Nam Residential Area project, Phu Tan Ward, Thu Dau Mot City, Binh Duong Province, under contract No. 01/HDHT/DKG-ABF dated January 10, 2024, between the Company and Abfast Joint Stock Company. According to the agreement, both parties are cooperating to contribute capital to the project, with the Company contributing VND 198,000,000,000 and sharing the cooperation results after the project's products are sold.

(6) The investment and business cooperation amount for The Bale - Mui Ne tourism project in Ham Tien Ward, Phan Thiet City, Binh Thuan Province, under contract No. 01/2024/HTKD/TANTIEN-DKG dated February 15, 2024, between the Company and Tan Tien Trading and Investment Co., Ltd. According to the agreement, the Company is the capital contributor, and Tan Tien Trading and Investment Limited Liability Company is the recipient of the capital contribution. Both parties have agreed on the investment cooperation value, with the Company contributing VND 198,000,000,000 and sharing the profits according to the capital contribution ratio in the business cooperation.

7. Inventories

	30/06/2025		01/01/2025	
	Amount	Provision	Amount	Provision
Tools & supplies	406,834,910	-	406,834,910	-
Works in progress	9,595,817,342	-	9,567,510,842	-
Total	10,002,652,252	-	9,974,345,752	-

- Value of stagnant, poor, degraded inventory that cannot be sold at the end of the year: not applicable.

- Value of inventories used as mortgages and pledges to secure payable debts at the end of the year: not applicable.

NOTES TO THE FINANCIAL STATEMENTS

For the quarter 2 of 2025

Unit: VND

8. Tangible fixed assets: sheet details

9. Intangible fixed assets

Items	Land use rights	Office software	Total
Original cost			
Opening balance	57,786,292,872	1,675,741,398	59,462,034,270
Closing balance	57,786,292,872	1,675,741,398	59,462,034,270
Accumulated amortization			
Opening balance	-	826,334,556	826,334,556
Charge for the period	-	104,733,840	104,733,840
Closing balance	-	931,068,396	931,068,396
Net book value			
Opening balance	57,786,292,872	849,406,842	58,635,699,714
Closing balance	57,786,292,872	744,673,002	58,530,965,874

(*) Land use rights at No. 3 Tran Nhat Duat, Tan Dinh Ward, District 1, Ho Chi Minh City have a long-term use period.

- Net book value of investment properties held for waiting for price increase pledged as security for borrowings: VND 0.

- Ending original costs of intangible fixed assets—fully depreciated but still in use: not applicable.

- Commitments to purchase and sell intangible fixed assets of great value in the future: not applicable.

10. Increases, decreases in investment properties

Investment properties for lease

Items	Buildings & structures	Land use right	Total
Original cost			
Opening balance	5,295,000,000	60,855,000,000	66,150,000,000
Closing balance	5,295,000,000	60,855,000,000	66,150,000,000
Accumulated depreciation			
Opening balance	211,800,000		211,800,000
Charge for the year	105,900,000		105,900,000
Closing balance	317,700,000		317,700,000
Net book value			
Opening balance	5,083,200,000	60,855,000,000	65,938,200,000
Closing balance	4,977,300,000	60,855,000,000	65,832,300,000

* Net book value of investment properties for lease as security for borrowings: VND 65.885.250.000.

* Ending original costs of investment properties for lease—fully depreciated but still in lease: not applicable.

11. Prepaid expenses

	30/06/2025	01/01/2025
a. Short-term	2,327,600	18,055,682
Prepaid expenses	2,327,600	18,055,682
b. Long-term	26,235,488	39,937,034
Prepaid expenses	26,235,488	39,937,034
Total	28,563,088	57,992,716

NOTES TO THE FINANCIAL STATEMENTS

For the quarter 2 of 2025

Unit: VND

12. Trade payables	30/06/2025		01/01/2025	
	Amount	Amount to be able to pay	Amount	Amount to be able to pay
Short-term	5,131,571,202	5,131,571,202	4,075,498,937	4,075,498,937
Local suppliers	5,131,571,202	5,131,571,202	4,075,498,937	4,075,498,937
Payables to related parties (see note VIII.3)	459,971,314	459,971,314	459,971,314	459,971,314
Other suppliers	4,671,599,888	4,671,599,888	3,615,527,623	3,615,527,623
Total	5,131,571,202	5,131,571,202	4,075,498,937	4,075,498,937
13. Prepayments from customers			30/06/2025	01/01/2025
Short-term			2,003,644,725	2,013,644,725
Prepayment from local customers			2,003,644,725	2,013,644,725
Total			2,003,644,725	2,013,644,725
14. Taxes and payables to the State Budget				
Item	01/01/2025	Payable amount	Paid amount	30/06/2025
VAT	17,101,796,765			17,101,796,765
Corporate income tax	71,790,973,766	4,013,843,641	424,722	75,804,392,685
Personal income tax	5,441,783,289	815,490,583	11,265,902	6,246,007,970
Other tax	-	4,000,000	4,000,000	-
Total	94,334,553,820	4,833,334,224	15,690,624	99,152,197,420
15. Accrued expenses			30/06/2025	01/01/2025
Short-term			95,593,640,702	74,436,938,858
Loan expense			6,934,883,158	1,388,416,998
Bond interest expense			52,788,487,497	41,231,505,963
Interest expense for late payment of taxes			35,078,917,286	30,793,440,082
Other expenses			791,352,761	1,023,575,815
Total			95,593,640,702	74,436,938,858
16. Other payables			30/06/2025	01/01/2025
a. Short-term			64,615,058,924	68,240,618,532
Compulsory insurance			3,929,912,504	3,815,807,577
Receive deposits according to real estate consulting contracts (*)			44,208,644,850	44,223,644,850
Other payables to related parties (see note VIII.3)				3,887,724,714
Other payable amounts related to the Binh Dang Project (Saigon Metro Mall)			10,790,690,092	10,740,690,092
Other payables			5,685,811,478	5,572,751,299
b. Long-term			162,878,655,311	162,878,655,311
Long-term deposits to related parties (see note VIII.3)			162,878,655,311	162,878,655,311
Total			227,493,714,235	231,119,273,843

(*) Collection on behalf of the Welltone Luxury Residence project in Tan Lap Islet Residential Area on land lots HH1, HH2, HH3 at Xuong Huan Ward, Nha Trang City, Khanh Hoa Province.

NOTES TO THE FINANCIAL STATEMENTS

For the quarter 2 of 2025

Unit: VND

17. Borrowings and financial	30/06/2025		01/01/2025	
lease liabilities	Amount	Amount to be able to pay	Amount	Amount to be able to pay
a. Short-term	245,697,077,286	245,697,077,286	308,799,454,486	308,799,454,486
BIDV (1)	79,195,146,907	79,195,146,907	79,195,146,907	79,195,146,907
Long term loan due	3,150,000,000	3,150,000,000	3,150,000,000	3,150,000,000
BVBank (2)	150,000,000	150,000,000	150,000,000	150,000,000
Vietcombank (3)	3,000,000,000	3,000,000,000	3,000,000,000	3,000,000,000
Bond (4)	160,000,000,000	160,000,000,000	223,070,000,000	223,070,000,000
Individuals (5)	3,351,930,379	3,351,930,379	3,384,307,579	3,384,307,579
b. Long-term	45,050,000,000	45,050,000,000	45,050,000,000	45,050,000,000
Vietcombank (3)	45,050,000,000	45,050,000,000	45,050,000,000	45,050,000,000
Total	290,747,077,286	290,747,077,286	353,849,454,486	353,849,454,486

Notes borrowings:

(1) BIDV - Binh Hung Branch

Contract number	Loan term	Interest rate (%/year)	Credit limit	From of security
Credit contract No. 808.13/2021/9804561/HDTD dated September 8, 2022	10 months	8.70%	13,395,881,342	Mortgage of land use rights and assets attached to land of third parties
Credit Contract No. 808.15/2021/9804561/HDTD dated October 12, 2022	10 months	9.50%	2,098,696,477	Mortgage of land use rights and assets attached to land of third parties
Credit Contract No. 808.16/2021/9804561/HDTD dated October 14, 2022	10 months	9.50%	851,449,536	Mortgage of land use rights and assets attached to land of third parties
Credit Contract No. 808.17/2021/9804561/HDTD dated October 31, 2022	10 months	9.70%	30,000,000,000	Mortgage of land use rights and assets attached to land of third parties
Credit Contract No. 808.18/2021/9804561/HDTD dated November 1, 2022	10 months	9.70%	22,035,000,000	Mortgage of land use rights and assets attached to land of third parties
Credit Contract No. 808.19/2021/9804561/HDTD dated November 8, 2022	10 months	9.70%	179,928,250	Mortgage of land use rights and assets attached to land of third parties

NOTES TO THE FINANCIAL STATEMENTS

For the quarter 2 of 2025

Unit: VND

Credit Contract No. 808.20/2021/9804561/HDTD dated November 18, 2022	10 months	10.00%	5,986,000,000	Mortgage of land use rights and assets attached to land of third parties
Credit Contract No. 808.21/2021/9804561/HDTD dated November 23, 2022	10 months	10.00%	943,233,720	Mortgage of land use rights and assets attached to land of third parties
Credit Contract No. 808.22/2021/9804561/HDTD dated December 2, 2022	10 months	10.00%	1,684,135,295	Mortgage of land use rights and assets attached to land of third parties
Credit Contract No. 808.23/2021/9804561/HDTD dated December 6, 2022	10 months	10.00%	2,020,822,287	Mortgage of land use rights and assets attached to land of third parties

(2) BVBank:

	Loan term	Interest rate	Credit limit	From of security
Loan contract number 00120000154000 dated July 8, 2020.	60 months	12%/year	150,000,000	Toyota Camry car mortgage Honda CR-V G Car Mortgage

(3) Vietcombank:

	Loan term	Interest rate	Credit limit	From of security
Loan contract No. 0240/KHDN/21/HDCV dated May 19, 2021	144 months	8.2%/year	48,050,000,000	Mortgage of land use rights and assets attached to land

(4) Bond details

Guarantor/Issuing Consultant	Issue Date/ Maturity Date	Interest rate	Credit limit	From of security
BIDV Securities Joint Stock Company (Former name: Vietnam Investment and Development Bank Securities Joint Stock Company)	December 29, 2021 December 29, 2023	11%/year, interest paid every 6 months	160,000,000,000	Land use rights

NOTES TO THE FINANCIAL STATEMENTS

For the quarter 2 of 2025

Unit: VND

18. Owners' equity

a. Capital transactions with owners and distribution of dividends, profits

	First 6 months of 2025	First 6 months of 2024
Owners' equity	925,977,620,000	925,977,620,000
At the beginning of the year	925,977,620,000	925,977,620,000
At the end of the year	925,977,620,000	925,977,620,000

b. Funds

	30/06/2025	01/01/2025
Investment and development fund	11,527,322,839	11,527,322,839
Total	11,527,322,839	11,527,322,839

* Purpose of appropriating and using funds

Investment and development fund is established from the profit after tax of the enterprise and used for expanding the operating scale or investing further in the enterprise.

VI. ADDITIONAL INFORMATION FOR ITEMS IN THE INCOME STATEMENT

1. Revenue from sale of goods and rendering of service

	Quarter 2		Cumulative from the beginning of the year to the end of Quarter 2	
	Year 2025	Year 2024	Year 2025	Year 2024
Revenue from business management and consulting services	3,000,000,000	5,023,500,000	8,662,500,000	
Revenue from brokerage services and other services	1,287,234,809	1,297,242,691	2,538,740,722	2,551,771,421
Total	4,287,234,809	6,320,742,691	11,201,240,722	2,551,771,421

2. Cost of sales

	Quarter 2		Cumulative from the beginning of the year to the end of Quarter 2	
	Year 2025	Year 2024	Year 2025	Year 2024
Cost of business management and consulting services	403,202,351	1,693,253,191	834,711,202	
Cost of brokerage and other services	67,780,361	168,386,196	185,951,307	284,395,876
Total	470,982,712	1,861,639,387	1,020,662,509	284,395,876

3. Financial income

	Quarter 2		Cumulative from the beginning of the year to the end of Quarter 2	
	Year 2025	Year 2024	Year 2025	Year 2024
Interest on deposits and loans	42,726	76,254	88,246	130,751
Total	42,726	76,254	88,246	130,751

4. Financial expenses

	Quarter 2		Cumulative from the beginning of the year to the end of Quarter 2	
	Year 2025	Year 2024	Year 2025	Year 2024
Loan interest, bond interest	13,495,807,133	25,063,503,814	18,565,644,242	26,998,234,511
Total	13,495,807,133	25,063,503,814	18,565,644,242	26,998,234,511

NOTES TO THE FINANCIAL STATEMENTS

For the quarter 2 of 2025

Unit: VND

5. General and administration expenses	Quarter 2		Cumulative from the beginning of the year to the end of Quarter 2	
	Year 2025	Year 2024	Year 2025	Year 2024
Salaries	2,569,506,352	4,527,739,110	5,722,067,273	8,649,762,722
Office supplies	2,853,278	8,431,561	6,659,118	10,028,587
Depreciation	319,473,966	273,283,213	556,476,988	546,250,405
Taxes, fees and duties	-	1,389,696	4,000,000	5,389,696
Provision cost	(25,475,800,000)	184,772,862	(25,475,800,000)	15,806,245,847
Services bought from outsiders	263,143,089	511,381,043	356,044,812	744,937,271
Other expenses paid by cash	66,656,631	41,066,163	67,979,431	83,341,760
Total	(22,254,166,684)	5,548,063,648	(18,762,572,378)	25,845,956,288
6. Other income	Quarter 2		Cumulative from the beginning of the year to the end of Quarter 2	
	Year 2025	Year 2024	Year 2025	Year 2024
Income from contract compensation	-	60,000,000,003	-	60,000,000,003
Total	-	60,000,000,003	-	60,000,000,003
7. Other expenses	Quarter 2		Cumulative from the beginning of the year to the end of Quarter 2	
	Year 2025	Year 2024	Year 2025	Year 2024
Fines, late payment	4,390,835,625	15,443,024,761	4,390,867,555	17,523,471,402
Others	-	1,926,195,641	-	-
Total	4,390,835,625	17,369,220,402	4,390,867,555	17,523,471,402
8. Current corporate income tax	Quarter 2		Cumulative from the beginning of the year to the end of Quarter 2	
	Year 2025	Year 2024	Year 2025	Year 2024
1. Total accounting profit before tax	8,183,818,749	16,478,362,787	5,986,727,040	(2,129,939,412)
2. Adjustments to increase (decrease) accounting profit to determine taxable income:	14,080,756,163	44,211,511,612	14,082,491,163	44,901,342,308
- Adjustment to increase	14,080,756,163	44,211,511,612	14,082,491,163	44,901,342,308
+ Undeductible expenses	4,390,867,555	18,393,222,307	4,392,602,555	19,083,053,003
+ Interest costs	9,689,888,608	25,818,289,305	9,689,888,608	25,818,289,305
3. Taxable income (1+2)	20,069,218,203	60,689,874,399	20,069,218,203	42,771,402,896
Ordinary corporate income tax rate	20%	20%	20%	20%
4. Current corporate income tax	4,013,843,641	12,137,974,880	4,013,843,641	8,554,280,579

NOTES TO THE FINANCIAL STATEMENTS

For the quarter 2 of 2025

Unit: VND

VII. ADDITIONAL INFORMATION FOR ITEMS IN THE CASH FLOW STATEMENT

1. Non-cash transactions affecting future cash flow statements: none.
2. Amounts held by the business but not used: none.

VIII. OTHER INFORMATION

1. Contingent liabilities, commitments and other information

There are no contingent liabilities, commitments and other information incurred since the fiscal year end that need to be adjusted or noted in the financial statements.

2. Subsequent events

There are no significant events since the year end that need to be adjusted or noted in the financial statements.

3. Transactions with related parties and key members (See pages 27 - 30)

4. Information on going-concern operation:

The Company will continue its operation in the future.

PREPARED BY



Hà Thị Hiền

CHIEF ACCOUNTANT



Nguyễn Thị Vân

HCMC, July 29th, 2025

GENERAL DIRECTOR



NGUYỄN HUY CƯỜNG

10/10/2025

NOTES TO THE FINANCIAL STATEMENTS

For the quarter 2 of 2025

Unit: VND

V.8. Tangible fixed assets

Items	Buildings & structures	Transportation & facilities	Machinery & equipment	Others	Total
Original cost					
Opening balance	6,100,751,183	6,874,826,146	584,980,453	218,345,172	13,778,902,954
Closing balance	6,100,751,183	6,874,826,146	584,980,453	218,345,172	13,778,902,954
Accumulated depreciation					
Opening balance	960,489,641	3,962,539,314	584,980,453	218,345,172	5,726,354,580
Charge for the period	42,286,386	171,870,660			214,157,046
Closing balance	1,002,776,027	4,134,409,974	584,980,453	218,345,172	5,940,511,626
Net book value					
Opening balance	5,140,261,542	2,912,286,832	-	-	8,052,548,374
Closing balance	5,097,975,156	2,740,416,172	-	-	7,838,391,328

* Ending net book value of tangible fixed assets pledged/mortgaged as loan security: VND 1.212.501.373.

* Ending original costs of tangible fixed assets—waiting to be disposed: Not applicable.

* Other changes in Tangible Fixed Assets: none.

NOTES TO THE FINANCIAL STATEMENTS

For the quarter 2 of 2025

Unit: VND

V.18. Owners' equity

a. Comparison schedule for changes in Owner's Equity

Items	Owner's paid-in capital	Share premium	Investment and Development Fund	Retained earnings	Total
Balance as of 01/01/2024	925,977,620,000	29,461,170,400	11,210,568,126	176,915,693,242	1,143,565,051,768
Profit	-	-	-	(10,684,219,991)	(10,684,219,991)
Deduction from development investment fund in 2023	-	-	316,754,713	(316,754,713)	-
Deduction from welfare reward fund in 2023	-	-	-	(633,509,426)	(633,509,426)
Balance as of 30/06/2024	925,977,620,000	29,461,170,400	11,527,322,839	165,281,209,112	1,132,247,322,351
Balance as of 01/01/2025	925,977,620,000	29,461,170,400	11,527,322,839	38,149,906,308	1,005,116,019,547
Profit	-	-	-	1,972,883,399	1,972,883,399
Balance as of 30/06/2025	925,977,620,000	29,461,170,400	11,527,322,839	40,122,789,707	1,007,088,902,946

NOTES TO THE FINANCIAL STATEMENTS

For the quarter 2 of 2025

Unit: VND

VIII.3. Related party transactions

The list and relationships between related parties and the Company are as follows:

Related parties	Relationship
ADK Real Estate Joint Stock Company	With key management members
BDK Real Estate Joint Stock Company	With key management members
CDK Real Estate Joint Stock Company	With key management members
EDK Real Estate Company Limited	With key management members
GDK Real Estate Company Limited	With key management members
HDK Real Estate Company Limited	With key management members
IDK Real Estate Company Limited	With key management members
Danh Khoi Holdings Investment Joint Stock Company	With key management members
Ha Noi Non Nuoc Investment Tourist Joint Stock Company	With key management members
Asia Construction Investment and Tourist Joint Stock Company	With key management members
DKPM Service - Property Management Joint Stock Company	With key management members
VHR Investment Joint Stock Company	With key management members
Phu My Infrastructure Construction Company Limited	With key management members
Thuan An DKTK Joint Stock Company	Subsidiary
Danh Khoi TK Joint Stock Company	Associate
Ms. Ha Thi Kim Thanh	Major shareholder
Mr. Le Thong Nhat	Chairman
Mr. Tran Vi Thoai	Member of Board of Directors
Ms. Han Thi Quynh Thi	Member of Board of Directors
Mr. Ho Duc Toan	Member of Board of Directors/CFO (resigned on June 24,2025)
Mr. Bui Duc Hoan	Member of Board of Directors (resigned on June 24,2025)
Mr. Nguyen Huy Cuong	Member of Board of Directors/General Director (appointed on June 24, 2025)
Ms. Nguyen Thi Huong Giang	Member of Board of Directors (resigned on June 24,2025)

These notes form an integral part of the FS

VIII.3. Related party transactions (cont.)

Related party

Mr. Trinh Van Bao	Deputy General Director (Appointed on January 06, 2025)
Mr. Nguyen Huu Quang	Deputy General Director (Resigned on January 06, 2025)
Ms. Tran Ngoc Chieu	Chief Accountant (resigned on May 20, 2025)
Ms. Nguyen Thi Van	Chief Accountant (Appointed on May 20, 2025)

As at June 30, 2025, the Company had the following balances with related parties:

Related party	Transactions	30/06/2025	01/01/2025
Trade receivables			
Danh Khoi Holdings Investment Joint Stock Company	Receivables for office rent, electricity and water	7,687,974,946	5,149,234,224
Asia Construction Investment and Tourist Joint Stock Company	Receivables for service fees	3,000,000,000	
Total		10,687,974,946	5,149,234,224
Other receivables			
Danh Khoi Holdings Investment Joint Stock Company	Investment cooperation	564,499,578,630	569,764,578,630
VHR Investment Joint Stock Company	Transfer money	6,086,970,635	6,086,970,635
	Deposit for brokerage contract	13,000,000,000	13,000,000,000
DKPM Service - Property Management Joint Stock Company	Liquidation of lease contract and management of Sales Gallery building	50,779,576,207	50,779,576,207
Total		634,366,125,472	639,631,125,472
Trade payables			
DKPM Service - Property Management Joint Stock Company	Receivables for office rent, electricity and water	(459,971,314)	(459,971,314)
Total		(459,971,314)	(459,971,314)
Other payables			
Danh Khoi Holdings Investment Joint Stock Company	Payable for salaries, expenses, offsets		(3,887,724,714)
VHR Investment Joint Stock Company	Deposit	(160,000,000,000)	(160,000,000,000)
Danh Khoi TK Joint Stock Company	Deposit	(2,878,655,311)	(2,878,655,311)
Total		(162,878,655,311)	(166,766,380,025)

These notes form an integral part of the FS

<i>Related party</i>	<i>Transactions</i>	<i>30/06/2025</i>	<i>01/01/2025</i>
Borrowings and financial lease liabilities			
Mr. Le Thong Nhat	Borrowing	386,460,000	386,460,000
Mr. Nguyen Huy Cuong	Borrowing	384,870,600	384,870,600
Total		771,330,600	771,330,600

+ Income of the Board of Directors, General Director and other managers

Name	Position	Quarter 2		Cumulative from the beginning of the year to the end of Quarter 2	
		Year 2025	Year 2024	Year 2025	Year 2024
Mr. Le Thong Nhat	Chairman	330,000,000	304,623,932	651,851,853	584,481,482
Mr. Tran Vi Thoai	Member of Board of Directors		224,445,868	248,703,704	440,699,429
Ms.Han Thi Quynh Thi	Member of Board of Directors		30,000,000		30,000,000
Mr. Ho Duc Toan	Member of Board of Directors/CFO (resigned on June 24,2025)		132,822,224	87,148,147	261,118,523
Mr.Bui Duc Toan	Member of Board of Directors (resigned on June 24,2025)				
Mr. Nguyen Huy Cuong	Member of Board of Directors/General Director (appointed on June 24, 2025)	340,000,000	284,623,932	661,851,853	564,481,482
Ms.Nguyen Thi Huong Giang	Member of Board of Directors (resigned on June 24,2025)				
Mr.Trinh Văn Bao	Deputy General Director (Appointed on January 06, 2025)	420,000,000	-	783,935,185	
Mr. Nguyen Huu Quang	Deputy General Director (Resigned on January 06, 2025)		290,268,590	11,583,333	547,477,991
Ms. Tran Ngoc Chieu	Chief Accountant (resigned on May 20,2025)	68,007,407	120,900,000	190,907,407	225,566,384
Ms.Nguyen Thi Van	Chief Accountant (Appointed on May 20,2025)	88,888,889		88,888,889	
Total		1,246,896,296	1,417,684,546	2,724,870,371	2,683,825,291