

DIC – DONG TIEN JOINT STOCK COMPANY

Số/No.: 1907/2025/BCTC

SOCIALIST REPUBLIC OF VIETNAM

Independence - Freedom - Happiness

Dong Nai, Date 19 July 2025

PERIODIC DISCLOSURE OF FINANCIAL STATEMENTS

To: HaNoi Stock Exchange

In accordance with the provisions of Clause 3, Article 14 of Circular No. 96/2020/TT-BTC dated November 16, 2020, issued by the Ministry of Finance, providing guidelines for information disclosure in the securities market, DIC - Dong Tien Joint Stock Company hereby discloses its financial statements (F/S) for the second quarter of 2025 to the Hanoi Stock Exchange as follows:

1. Organization name: DIC – DONG TIEN JOINT STOCK COMPANY

- Securities symbol: DID
- Address: 17 Lot, Street No.25B, Nhon Trach 2 IZ, Dong Nai.
- Tel: 0909006400 Fax:
- Email: ycn.th.st@tgn.vn Website: dicdongtien.vn

2. Content of information disclosure:

- Financial Statements for the second quarter of 2025

☒ Separate Financial Statements (for listed organizations without subsidiaries and superior accounting units with affiliated units);

☐ Consolidated Financial Statements (For listed organizations with subsidiaries);

☐ Aggregated Financial Statements (For listed organizations with accounting units directly under their separate accounting system).

- Cases that must explain the reasons:

+ The auditing organization issues an opinion that is not an unqualified opinion regarding the financial statements (for financial statements that have been reviewed/audited):

☐ Yes☐ No

The explanatory document in cases of say yes:

☐ Yes☐ No

+ The after-tax profit in the reporting period has a discrepancy of 5% or more before and after the audit, changing from a loss to a profit or vice versa (for the audited financial statements of 2024):

☐ Yes☐ No

The explanatory document in cases of say yes:

☐ Yes☐ No

+ The after-tax profit from corporate income tax in the income statement of the reporting period changes by 10% or more compared to the same period in the previous year:

☒ Yes☐ No

The explanatory document in cases of say yes:

☒ Yes☐ No

+ The after-tax profit in the reporting period shows a loss, changing from a profit in the same period of the previous year to a loss in this period, or vice versa:

☐ Yes

☐ No

The explanatory document in cases of say yes :

☐ Yes

☐ No

This information has been disclosed on the company's website on the date: .19./07/2025
at the following link: <http://dicdongtien.vn/Shareholder.html>

Attached documents:

- Financial statements for the second quarter of 2025
- Explanations Relating To the financial statements

DIC – DONG TIEN JOINT STOCK COMPANY

General Director



Huỳnh Trung Hieu



DIC - DONG TIEN JOINT STOCK COMPANY
17 Lot, Nhon Trach 2 IZ, Provincial Road 25B, Nhon Trach Commune,
Dong Nai Province

Form no: B01-DN
Issued together with Circular No. 200/2014/TT-BTC dated 22/12/2014 of
the Ministry of Finance

BALANCE SHEET

As at 30 June 2025

Unit: VND

Item	Code	Description	Closing balance	Opening balance
1	2	3	4	5
A. CURRENT ASSETS (100 = 110 + 120 + 130 + 140 + 150)	100		315,817,422,014	161,982,384,873
I. Cash and cash equivalent	110		1,057,097,505	180,645,368
1. Cash	111		1,057,097,505	180,645,368
2. Cash equivalents	112		-	-
III. Short - term receivables	130		244,513,336,211	109,160,481,250
1. Trade receivables	131		262,728,251,728	126,184,399,180
2. Advance to suppliers	132		672,065,097	1,374,602,952
3. Other short-term receivables	136		231,566,366	137,130,575
4. Provision for doubtful debts (*)	137		(19,118,546,980)	(18,535,651,457)
5. Shortage of assets awaiting resolution	139		-	-
IV. Inventories	140		68,871,839,960	52,606,233,720
1. Inventories	141		68,871,839,960	52,606,233,720
2. Provision for decline in inventory (*)	149		-	-
V. Current assets	150		1,375,148,338	35,024,535
1. Short-term prepaid expenses	151		1,274,101,869	2,792,969
2. VAT deducted	152		76,156,912	-
3. Taxes and payable to state budget	153		24,889,557	32,231,566
B. FIXED ASSETS & LONG-TERM INVESTMENTS (200 = 210 + 220 + 240 + 250 + 260)	200		212,253,644,564	229,473,670,146
II. Fixed assets	220		170,302,424,847	187,395,362,691
1. Tangible fixed assets	221		170,302,424,847	187,395,362,691
- Original cost	222		337,165,682,759	354,822,458,811
- Accumulated depreciation (*)	223		(166,863,257,912)	(167,427,096,120)
3. Intangible fixed assets	227		-	-
- Original cost	228		36,337,500	36,337,500
- Accumulated depreciation (*)	229		(36,337,500)	(36,337,500)
IV. Long-term asset in progress	240		41,363,496,851	41,363,496,851
1. Long-term business costs in progress	241		41,271,911,851	41,271,911,851
2. Long-term construction costs in progress	242		91,585,000	91,585,000
V. Long- term financial Investments	250		65,816,155	80,738,079
1. Cash for long-term stock	253		151,500,000	151,500,000
2. Long-term allowance for financial investment(*)	254		(85,683,845)	(70,761,921)
VI. Other long-term assets	260		521,906,711	634,072,525
1. Long-term Prepaid expense	261		521,906,711	634,072,525
TOTAL ASSETS (270 = 100 + 200)	270		528,071,066,578	391,456,055,019



C. PAYABLE DEBTS (300= 310 + 330)	300		342,740,365,655	206,882,681,505
I. Short-term liability	310		290,681,871,854	151,779,622,195
1. Short-term payable to supplier	311		224,840,767,657	83,491,308,573
2. Short-term advances from customers	312		1,561,446,028	1,193,586,416
3. Taxes and payable to state budget	313		15,319,425	507,680,555
4. Payable to employees	314		308,178,043	151,211,012
5. Other short-term payable items	319		1,803,648,484	1,780,465,984
6. Short-term borrowings and finance lease liabilities	320		62,097,142,562	64,600,000,000
7. Bonus & welfare funds	322		55,369,655	55,369,655
II. Long-term liability	330		52,058,493,801	55,103,059,310
1. Trade payables	331		30,000,000,000	33,044,565,509
2. Intercompany long-term payables	332		-	-
3. Other long-term payables	333		-	-
4. Intra-company payables for operating capital received	334		-	-
5. Intra-company long-term payables	335		-	-
6. Long-term unearned revenue	336		-	-
7. Other long-term payables	337		18,558,493,801	18,558,493,801
8. Long -term Financial loan and leasing liabilities	338		3,500,000,000	3,500,000,000
D. CAPITAL (400 = 410 + 430)	400		185,330,700,923	184,573,373,514
I. Capital	410		185,330,700,923	184,573,373,514
1. Contributed legal capital	411		156,225,520,000	156,225,520,000
- Ordinary shares with voting rights	411a		156,225,520,000	156,225,520,000
2. Share premium	412		7,176,000,000	7,176,000,000
8. Investment & development funds	418		1,126,570,906	1,126,570,906
4. Undistributed earnings	421		20,802,610,017	20,045,282,608
- Undistributed earnings at the end of the previous period	421a		20,045,282,608	18,673,309,127
- This period undistributed earnings	421b		757,327,409	1,371,973,481
II. Other sources and funds	430		-	-
TOTAL LIABILITIES AND OWNERS' EQUITY (440 = 300 + 400)	440		528,071,066,578	391,456,055,019

Prepared by


Tran Thi Truc Lan

Chief Accountant


Tran Thi Truc Lan

Noted/Trach, date 30 June 2025

General Director




Huynh Trung Hieu


INCOME STATEMENT

The second quarter of 2025

Unit: VND


Item	Code	Description	Quarter 2		Cumulative from the beginning of the year to the end of this quarter	
			Current year	Previous year	Current year	Previous year
1. Gross Sales	01	VI.24	124,869,138,647	52,416,643,528	231,230,463,880	89,135,830,341
2. Less deductions	02		-	72,684,942	-	72,684,942
3. Net sales (10 = 01 - 02)	10		124,869,138,647	52,343,958,586	231,230,463,880	89,063,145,399
4. Cost of sales	11	VI.25	122,756,660,845	48,975,361,487	226,874,211,877	82,243,559,182
5. Gross profit/ (loss) (20 = 10 - 11)	20		2,112,477,802	3,368,597,099	4,356,252,003	6,819,586,217
6. Financial activities income	21	VI.26	308,378	5,329,818	766,379	13,763,299
7. Financial activities expenses	22	VI.27	1,072,799,450	1,308,594,367	2,177,833,259	2,684,861,464
- In which: Loan interest expenses	23		1,057,877,526	1,308,594,367	2,162,911,335	2,684,861,464
8. Selling expenses	25		11,810,951	372,822,339	27,709,225	404,322,339
9. General & administration expenses	26		1,256,611,525	1,186,996,821	1,980,711,078	3,183,842,411
10. Operating profit/(loss) (30 = 20 + (21 - 22) - 25 - 26)	30		(228,435,746)	505,513,390	170,764,820	560,323,302
11. Other income	31		4,064,964,805	40,803,640	4,072,187,778	139,053,358
12. Other expenses	32		3,485,625,189	1,282,719	3,485,625,189	1,369,141
13. Other profit/(loss) (40 = 31 - 32)	40		579,339,616	39,520,921	586,562,589	137,684,217
14. Profit/(loss) before tax (50 = 30 + 40)	50		350,903,870	545,034,311	757,327,409	698,007,519
15. Current business income tax charge	51	VI.28	-	113,221,112	-	139,873,508
17. Profit/(loss) after tax (60 = 50 - 51 - 52)	60		350,903,870	431,813,199	757,327,409	558,134,011
18. Earning per share (*)	70		22	29	48	36
19. Diluted Earnings per Share	71					

Prepared by



Tran Thi Truc Lan

Chief Accountant



Tran Thi Truc Lan



Nhon Trach, date 30 June 2025

General Director



DIC - DONG TIEN JOINT STOCK COMPANY
17 Lot, Nhon Trach 2 IZ, Provincial Road 25B, Nhon
Trach Commune, Dong Nai Province

Mẫu số B03-DN (Form no: B03-DN)
Issued together with Circular No. 200/2014/TT-BTC dated 22/12/2014
of the Ministry of Finance

CASH FLOW STATEMENT

(Direct Method) (*)
The second quarter of 2025

Unit: VND

Item	Code	Description	Cumulative from the beginning of the year to the end of this quarter (2025)	Cumulative from the beginning of the year to the end of this quarter (2024)
A	B	C	1	2
I. Cash flows from operating activities				
1. Gains from sales of goods and service provisions and other gains	01		120,179,806,824	96,270,348,783
2. Payments to suppliers	02		(113,130,221,996)	(71,489,312,027)
3. Payments to employees	03		(898,746,211)	(1,238,087,925)
4. Loan interests already paid	04		(2,162,911,335)	(2,684,861,464)
5. Payments for corporate income tax	05		(499,807,887)	(113,599,474)
6. Other gains	06		837,657,420	122,745,050
7. Other disbursements	07		(896,307,693)	(229,544,393)
Net cash flows from operating activities	20		3,429,469,122	20,637,688,550
II. Cash flows from investing activities				
1. Purchases and construction of fixed assets and other long-term assets	21		(50,925,926)	
2. Gains from disposal and liquidation of fixed assets and other long-term assets	22		-	
3. Loans given and purchases of debt instruments of other entities	23		-	
7. Receipts of loans given, dividends and profit shared	27		766,379	13,763,299
Net cash flows from investing activities	30		(50,159,547)	13,763,299
III. Cash flows from financing activities				
1. Gains from stock issuance and capital contributions from shareholders	31		-	
2. Repayments of capital contributions to owners and repurchases of stocks already issued	32		-	
3. Short-term and long-term loans received	33		95,326,359,255	53,888,636,829
4. Loan principal amounts repaid	34		(97,829,216,693)	(75,077,880,158)
5. Dividends and profit shared to the owners	36		-	
Net cash flows from financing activities	40		(2,502,857,438)	(21,189,243,329)
Net cash flows during the period (50 = 20 + 30 + 40)	50		876,452,137	(537,791,480)
Beginning cash and cash equivalents	60		180,645,368	3,347,673,111
Effects of fluctuations in foreign exchange rates	61			
Ending cash and cash equivalents (70 = 50 + 60 + 61)	70	V.11	1,057,097,505	2,809,881,631

Prepared by




Tran Thi Truc Lan

Chief Accountant



Tran Thi Truc Lan



NOTES TO THE FINANCIAL STATEMENTS

I. ENTERPRISE INFORMATION

Form of ownership

DIC – Dong Tien Joint Stock Company was established under Business Registration Certificate No. 4703000145 issued by the Department of Planning and Investment of Dong Nai Province on August 3, 2004, with the 11th amendment on January 12, 2023, under the enterprise code 3600692809.

The Company's headquarters is located at Lot 17, 25B Street, Nhon Trach 2 Industrial Zone, Nhon Trach Commune, Dong Nai Province.

The Company's current charter capital is 156.225.520,000 VND, divided into 15.622.552 equal shares, with a par value of 10,000 VND per share.

Total employees of the Company as at June 30, 2025, were 9 people

The Company has listed all of its shares on the Hanoi Stock Exchange under the ticker symbol DID.

Principal activities

- Land leveling;
- Construction of civil, industrial, transportation, irrigation, and water supply and drainage works;
- Installation of equipment for construction projects;
- Production of concrete and other products from cement and mortar;
- Trading in construction materials, indoor water supply equipment, heating equipment and spare parts, electrical system equipment and tools, air conditioning equipment, sanitary equipment, steel structures, construction iron and steel, metal pipes, sheets and steel plates, metal wires, aluminum frames, copper frames, wood (from legal sources), hardware, and construction machinery and equipment;
- Real estate business;
- Real estate brokerage and auction;
- Investment in the construction of urban areas and industrial zones;
- Buying, selling, leasing, and repairing specialized vehicles and construction machinery and equipment.

II. ACCOUNTING PERIOD AND CURRENCY

1. Fiscal year

The company's fiscal year is from 1 January to 31 December annually.

2. Accounting currency unit

The accounting currency unit is Vietnam Dong (VND)

III. ACCOUNTING STANDARDS AND SYSTEM

1. BASIS OF PREPARATION OF THE FINANCIAL STATEMENTS

Applicable accounting system

The financial statements have been prepared in accordance with Circular No. 200/2014/TT-BTC dated December 22, 2014, issued by the Ministry of Finance, providing guidance on the Corporate Accounting System

Compliance to Vietnamese accounting system and standards

The financial statements have been prepared in accordance with Vietnamese Accounting Standard, the Vietnamese Accounting system and comply relevant statutory requirements.

Accounting system and form of records

The company uses the General journal method to records its transactions.

2. ACCOUNTING POLICIES

Cash and equivalents

Cash include cash on hand, cash in bank (demand and term), cash in transit and monetary gold. Cash equivalents are short-term investments of which the due dates cannot exceed 3 months from the dates of the investments and the convertibility into cash is easy, and which do not have a lot of risks in the conversion into cash as of the balance sheet date.

Receivables and provision for doubtful debts

The provision for doubtful debts is made for receivables overdue by three months or more, or for receivables where the debtor is unlikely to pay due to liquidation, bankruptcy, or similar financial difficulties.

Inventories

Inventories are measured at the lower of cost and net realizable value. The cost of inventories includes direct material costs, direct labor costs, and, if applicable, overhead costs necessary to bring the inventories to their current location and condition. The cost of inventories is determined using the weighted average method. Net realizable value is estimated as the selling price less the costs of completion, as well as marketing, selling, and distribution expenses incurred.

The Company's provision for inventory devaluation is made in accordance with current accounting regulations. Accordingly, the Company is allowed to set up a provision for obsolete, damaged, or substandard inventories if the actual value of the inventories exceeds their net realizable value at the end of the accounting period.

Tangible fixed assets and depreciation

Tangible fixed assets are presented at cost less accumulated depreciation.

The cost of tangible fixed assets includes the purchase price and all other direct costs related to bringing the asset to a condition ready for use.

Tangible fixed assets are depreciated using the straight-line method over their estimated useful lives, as follows:

	Years
Buildings and structures	10 - 25
Machinery and equipment	6 - 10
Transport vehicles	10 - 14
Management equipment and tools	6 - 10
Others	6 - 10

Construction in progress

Assets under construction for the purpose of production, leasing, management, or any other purposes are recognized at cost. This cost includes related service costs and borrowing costs in accordance with the Company's accounting policies. Depreciation of these assets is calculated in the same way as for other assets, starting when the asset is ready for use.

Long-term prepaid expenses

Long-term prepaid expenses include tools, equipment, major repair costs of fixed assets, and mechanical components used in construction that have a high value and provide benefits over a long period

Revenue recognition

Revenue is recognized when the outcome of the transaction can be reliably measured, and the Company is likely to receive the economic benefits from the transaction. Sales revenue is recognized when goods are delivered and the ownership rights are transferred to the buyer.

Construction contracts and service contracts

The revenue from the Company's construction contracts is recognized in accordance with the Company's accounting policy for construction contracts, as follows:

When the outcome of a construction contract can be reliably estimated, revenue and costs related to the contract are recognized in proportion to the work completed at the end of the accounting period. This is calculated based on the percentage of costs incurred for the completed work at the end of the accounting period compared to the total estimated costs of the contract, except when these costs do not correspond to the portion of construction completed. This cost may include additional expenses, compensation, and performance bonuses as agreed with the customer.

When the outcome of a construction contract cannot be reliably estimated, revenue is recognized only to the extent of the costs incurred for the contract that are expected to be recoverable.

Revenue from service contracts is recognized when there is evidence of the proportion of the service provided that has been completed at the end of the accounting period.

Financial revenue mainly includes interest income from term deposits and bank deposits, which is recognized based on the monthly interest notifications from the bank.

Loan interest expenses

Loan interest expenses directly attributable to the acquisition, construction, or production of assets that take a relatively long time to complete and become ready for use or operation are capitalized as part of the cost of the asset until the asset is ready for use or operation. Any income earned from temporarily investing borrowed funds is deducted from the cost of the related asset.

All other loan interest expenses are recognized in the Income Statement as they are incurred.

Provisions

Provisions are recognized when the Company has a present obligation arising from a past event, and it is probable that the Company will have to settle the obligation. Provisions are determined based on the management's estimate of the costs necessary to settle the obligation at the end of the accounting period.

Taxes

DIC - Dong Tien Joint Stock Company is a newly established company located in Nhon Trach 2 Industrial Park. According to Clause 13, Item b, Article 36 of Decree 152/2004/ND-CP dated August 6, 2004, which amends and supplements some provisions of Decree 164/2003/ND-CP dated December 22, 2003, of the Government detailing the implementation of the Corporate Income Tax

DIC - DONG TIEN JOINT STOCK COMPANY

17 Lot, Nhon Trach 2 IZ, Provincial Road 25B, Phu Hoi
Commune, Nhon Trach District, Dong Nai Province

FORM NO: B09-DN

(Issued together with Circular No. 200/2014/TT- BTC
dated 22/12/2014 of the Ministry of Finance)

Law, DIC - Dong Tien Joint Stock Company is exempt from corporate income tax for 3 years from the year it starts earning taxable income (from 2006) and is entitled to a 50% tax reduction for the following 7 years (from 2009).

The determination of the Company's income tax is based on the current tax regulations. However, these regulations change over time, and the final determination of corporate income tax depends on the results of the inspection by the competent tax authorities.

Other taxes are applied in accordance with the current tax laws in Vietnam.

2809
TY
ÂN
TIẾN
T. Đ

DIC - DONG TIEN JOINT STOCK COMPANY17 Lot, Nhon Trach 2 IZ, Provincial Road 25B, Nhon Trach
Commune, Dong Nai Province**Form no: B09-DN**Issued together with Circular No. 200/2014/TT-BTC dated 22/12/2014
of the Ministry of Finance**V. SUPPLEMENTARY INFORMATION FOR ITEMS PRESENTED IN THE BALANCE SHEET****1. Cash and cash equivalents**

	30/06/2025	01/01/2025
	VND	VND
Cash on hand	44,956,594.00	
Cash in bank	1,012,140,911	180,645,368
Total	1,057,097,505	180,645,368

2. Accounts receivable

	30/06/2025	01/01/2025
	VND	VND
a) Short - term trade receivables	262,728,251,728	126,184,399,180
- Green Mark Construction joint stock company	5,382,951,645	5,382,951,645
- Hoa Binh Construction Group Joint Stock Company	7,310,414,223	7,410,414,223
- Ban Thach Construction Investment Joint Stock Company	3,310,747,112	4,192,541,048
- Others	246,724,138,748	109,198,492,264
b) Long - term trade receivables		
Total	262,728,251,728	126,184,399,180

3. Other receivables

	30/06/2025	01/01/2025
	VND	VND
a) Other short-term receivables	231,566,366	137,130,575
- Advances for employees	36,382,615	136,965,125
- Social and health insurance		
- Others	195,183,751	165,450
b) Other long - term receivables		
Total	231,566,366	137,130,575

4. Inventories

	30/06/2025	01/01/2025
	VND	VND
- Goods in transit	68,871,839,960	52,606,233,720
Total	68,871,839,960	52,606,233,720

5. Tangible fixed assets

Item	Building and structures VND	Equipment & machines VND	Stransportation vehicles VND	Office equipments VND	Others VND	Total VND
I. History cost						
1. Beginning balance:	182,316,337,754	51,277,395,311	117,089,774,651	87,369,890	4,051,581,205	354,822,458,811
- Additions						
- Transfers from CIP						
- Liquidation or transfer of assets						
- Other reductions			17,656,776,052			17,656,776,052
2. Ending balance:	182,316,337,754	51,277,395,311	99,432,998,599	87,369,890	4,051,581,205	337,165,682,759
II. Accumulated depreciation						
1. Beginning balance:	44,824,932,224	37,642,642,640	89,103,027,598	87,369,890	2,661,454,220	174,319,426,572
- Charge for the quarter	3,258,398,978	682,260,738	2,589,819,005		86,367,996	6,616,846,717
- Other increase						
- Liquidation or transfer of assets						
- Other reductions			14,073,015,377			14,073,015,377
2. Ending balance:	48,083,331,202	38,324,903,378	77,619,831,226	87,369,890	2,747,822,216	166,863,257,912
III. Net book value						
1. Beginning balance:	137,491,405,530	13,634,752,671	27,986,747,053		1,390,126,985	180,503,032,239
2. Ending balance:	134,233,006,552	12,952,491,933	21,813,167,373		1,303,758,989	170,302,424,847

6. Intangible fixed assets

Item	Land use rights VND	Patents and inventions VND	Trademarks and trade names VND	Computer software VND	Others VND	Total VND
I. History cost						
1. Beginning balance:				36,337,500		36,337,500
- Additions						
2. Ending balance:				36,337,500		36,337,500
II. Accumulated depreciation						
1. Beginning balance:				36,337,500		36,337,500
- Charge for the quarter						
2. Ending balance:				36,337,500		36,337,500
III. Net book value						
1. Beginning balance:						
2. Ending balance:						

7. Long-term asset in progress

a) Long-term construction costs in progress (*)

New urban area project		
DIC - Dong Tien Housing Project		
b) Construction in progress		
Renovation of DIC DT office building		
	30/06/2025 VND	01/01/2025 VND
	41,271,911,851	41,271,911,851
	14,189,163,718	14,189,163,718
	27,082,748,133	27,082,748,133
	91,585,000	91,585,000
	91,585,000	91,585,000

Total

41,363,496,851	41,363,496,851
-----------------------	-----------------------

(*) This is the incurred expense of the new urban area project and the DIC - Dong Tien Project in Long Tan Commune, Nhon Trach District, Dong Nai province.

DIC - DONG TIEN JOINT STOCK COMPANY

17 Lot, Nhon Trach 2 IZ, Provincial Road 25B, Nhon Trach Commune, Dong Nai Province

Form no: B09-DN

Issued together with Circular No. 200/2014/TT-BTC dated 22/12/2014 of the Ministry of Finance

8. Prepaid expenses

	30/06/2025 VND	01/01/2025 VND
a) Short - term prepaid expenses	1,274,101,869	2,792,969
- Insurance expenses	1,117,187	2,792,969
- Others expenses	1,272,984,682	
b) Long - term prepaid expenses	521,906,711	634,072,525
- Tool and equipments		
- Construction and repair expenses	521,906,711	634,072,525
Total	1,796,008,580	636,865,494

9. Financial loan and leasing liabilities

	30/06/2025 VND	01/01/2025 VND
a) Short-term financial loan	62,097,142,562	64,600,000,000
- Agribank	22,300,000,000	24,600,000,000
- Vietinbank	39,797,142,562	40,000,000,000
b) Long-term financial loan	3,500,000,000	3,500,000,000
- Vietinbank		
- Agribank	3,500,000,000	3,500,000,000
Total	65,597,142,562	68,100,000,000

10. Taxes and payable to state budget

	30/06/2025 VND	01/01/2025 VND
Value Added Tax		
Business income tax		499,807,887
Personal income tax	15,319,425	7,872,668
Other taxes		
Total	15,319,425	507,680,555

11. Other payables

	30/06/2025 VND	01/01/2025 VND
a) Other short-term payable		
- Trade Union fees	1,803,648,484	1,780,465,984
- Social insurance	978,550,184	968,735,984
- Health insurance	10,665,600	
- Unemployment insurance	1,871,100	
- Others	831,600	
	811,730,000	811,730,000
b) Other long-term payable		
Long-term deposits received	18,558,493,801	18,558,493,801
Total	18,558,493,801	18,558,493,801
	20,362,142,285	20,338,959,785

12 Owner's equity

Item	Paid in capital	Share premium	Investment & development funds	Others	Undistributed earnings	Total
A	1	4	7	8	6	9
Current quarter's beginning:	156,225,520,000	7,176,000,000	1,126,570,906		20,451,706,147	184,979,797,053
Current quarter's capital received						-
Current quarter's profit/loss					350,903,870	350,903,870
Current quarter's ending:	156,225,520,000	7,176,000,000	1,126,570,906		20,802,610,017	185,330,700,923

VI. SUPPLEMENTARY INFORMATION FOR ITEMS PRESENTED IN THE INCOME STATEMENT

1. Revenue

	Quarter II/2025 VND	Quarter II/2024 VND
Gross sale	124,869,138,647	52,416,643,528
Including:		
<i>Sales of goods</i>	116,405,307,104	43,261,216,663
<i>Sales of services</i>	8,463,831,543	9,155,426,865
Total	124,869,138,647	52,416,643,528

3. Cost of goods sold

	Quarter II/2025 VND	Quarter II/2024 VND
Cost of goods sold for finished products and merchandise sold	115,045,089,983	42,405,028,071
Cost of services provided	7,711,570,862	6,570,333,416
Total	122,756,660,845	48,975,361,487

4. Financial income

	Quarter II/2025 VND	Quarter II/2024 VND
Bank interest	308,378	5,329,818
Total	308,378	5,329,818

5. Financial expenses

	Quarter II/2025 VND	Quarter II/2024 VND
Provision for impairment of financial investments	14,921,924	
Loan interest	1,057,877,526	1,308,594,367
Total	1,072,799,450	1,308,594,367

DIC - DONG TIEN JOINT STOCK COMPANY

17 Lot, Nhon Trach 2 IZ, Provincial Road 25B, Nhon Trach
Commune, Dong Nai Province

Form no: B09-DN

Issued together with Circular No. 200/2014/TT-BTC dated 22/12/2014
of the Ministry of Finance

6. Selling expenses and General & administration expenses

	Quarter II/2025 VND	Quarter II/2024 VND
a) Selling expenses	11,810,951	372,822,339
- Cost of Salary		362,558,579
- Other cost of cash	11,810,951	10,263,760.00
b) General & administration expenses	1,256,611,525	1,186,996,821
- Employees cost	586,851,849	415,261,847
- Fixed asset depreciation	31,966,044	40,850,430
- Provision for doubtful debts cost	582,895,523	
- Other cost of cash	54,898,109	730,884,544

7. Production and business costs by factor**8. Current business income tax charge**

	Quarter II/2025 VND	Quarter II/2024 VND
Current business income tax charge		113,221,112
Total		113,221,112

VII. OTHER INFORMATION

1. Subsequent events after the end of the accounting period

No significant events occurred at the end of the accounting period.

2. comparative data

The comparative data consists of the financial statements for the year ending December 31, 2024, and the financial statements for the period from January 1, 2024, to June 30, 2024, which audited by HCM Branch - Vaco Auditing Company Limited.

~~When Tract, date 30 June 2025~~

Chief Accountant

Tran Thi Truc Lan

General Director

Huỳnh Trung Hieu

