

**KIEN GIANG IMPORT & EXPORT
JOINT STOCK COMPANY**

No: 1367/CBTT-XNK

**SOCIALIST REPUBLIC OF VIETNAM
Independence - Freedom - Happiness**

An Giang, July 18, 2025

PERIODIC INFORMATION DISCLOSURE OF FINANCIAL STATEMENTS

To:

- State Securities Commission;
- Hanoi Stock Exchange.

Pursuant to Clause 3, Article 14 of Circular No. 96/2020/TT-BTC dated November 16, 2020, issued by the Ministry of Finance guiding information disclosure in the securities market, Kien Giang Import-Export Joint Stock Company hereby discloses the financial statements for the second quarter of 2025 to the State Securities Commission and the Hanoi Stock Exchange as follows:

1. Organization Name:

- Stock Code: KGM
- Address: 85-87 Lac Hong, Rach Gia Ward, An Giang Province.
- Phone: (0297) 3863 491 Fax: (0297) 3862 309
- Email: info@kigimex.com.vn Website: https://www.kigimex.com.vn

2. Information Disclosed:

- Financial Statements for Q2/2025

☒ Separate Financial Statements (The listed organization has no subsidiaries and the superior accounting unit has affiliated entities)

☐ Consolidated Financial Statements (The listed organization has subsidiaries);

☐ Aggregated Financial Statements (The listed organization has affiliated accounting units with separate accounting structures).

- Cases requiring explanation:

+ The audit firm issued an opinion other than an unqualified opinion for the financial statements (for audited financial statements of 2024):

☐ Yes ☒ No

Explanatory document in case of "Yes":

☐ Yes ☒ No

+ Net profit after tax in the reporting period differs by 5% or more before and after the audit, or changes from loss to profit or vice versa (for audited financial statements of 2024):

☐ Yes ☒ No

Explanatory document in case of "Yes":

☐ Yes ☒ No

+ Net profit after corporate income tax in the income statement for the reporting period changed by 10% or more compared to the same period of the previous year:

☒ Yes

☐ No

Explanatory document in case of "Yes":

☒ Yes

☐ No

+ Net profit after tax in the reporting period showed a loss, changing from profit in the same period of the previous year to a loss in this period, or vice versa:

☐ Yes

☒ No

Explanatory document in case of "Yes":

☐ Yes

☒ No

This information has been published on the company's website on: 18./7./2025, at the following link: <https://www.kigimex.com.vn>.

We hereby certify that the disclosed information is true and take full responsibility before the law for the content of the disclosed information.

LEGAL REPRESENTATIVE
GENERAL DIRECTOR

Attached Documents:

- Financial Statements
- Explanatory Document



Dương Thị Thanh Nguyệt

No: 13.6.6.../CV-XNK

An Giang, 18th July 2025

"Re: Explanation of after-tax profit in
the Q2/2025 financial statements"

To:

- **State Securities Commission of Vietnam;**
- **Hanoi Stock Exchange.**

**I. INTRODUCTION TO THE INFORMATION DISCLOSURE
ORGANIZATION**

1. Name of the organization: Kien Giang Import & Export Joint Stock Company
2. Security code: KGM
3. Head office address: 85-87 Lac Hong Street, Rach Gia Ward, An Giang Province
4. Phone: 0297 3 870 116 Fax: 0297 3 923 406
5. Website: www.kigimex.com.vn

II. CONTENT OF THE DISCLOSED INFORMATION

Kien Giang Import-Export Joint Stock Company presents the explanation regarding the change in after-tax corporate income, which has fluctuated by 10% or more compared to the same period, as detailed in the Q1/2025 financial statements, as follows:

DVT: đồng

ITEMS	Q2/2024	Q2/2025	Compare to Q2/2024	
			Difference	Ratio
Profit after tax	6.054.576.399	7.223.131.873	1.168.555.474	119,30%

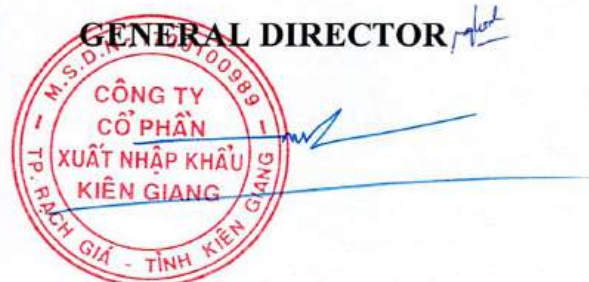
In Q2/2025, the Company continued to effectively implement the purchase and production of winter-spring crops and effectively completed sales contracts. In addition, the Company also strengthened management and controlled expenses, thereby contributing to a profit after tax in the second quarter of 2025 of VND 7.22 billion, an increase of 19.3% over the same period in 2024 and a cumulative profit after tax in the first 6 months of 2025 of VND 10.88 billion, an increase of 17.72% over the first 6 months of 2024.

This is the explanation provided by Kien Giang Import-Export Joint Stock Company regarding the above-mentioned reasons for the State Securities Commission and the Hanoi Stock Exchange.

Sincerely!

Recipient:

- As above;
- Archive for record.



Dương Thị Thanh Nguyệt

KIEN GIANG IMPORT-EXPORT JOINT STOCK COMPANY

85-87 Lac Hong, Rach Gia Ward, An Giang

Tax Code: 1700100989

Template B 01a - DN

(Issued according to Circular No. 200/2014/TT-BTC)
 December 22, 2014 of the Ministry of Finance)
 Ngày 22/12/2014 của Bộ Tài chính)

BALANCE SHEET

As at 30/6/2025

Unit: VND

Items	Code	Notes	End of Period	Beginning of period
A. Current Assets (100 = 110 + 120 + 130 + 140 + 150)	100		949,637,282,048	853,900,016,529
I. Cash and Cash Equivalents	110	V.1	94,105,413,783	22,096,855,325
1. Cash	111		86,710,413,783	22,096,855,325
2. Cash equivalents	112		7,395,000,000	0
II. Short-term Investments	120	V.2	0	0
1. Trading securities	121		0	0
2. Provision for securities (*)	122		0	0
3. Held-to-maturity securities	123		0	0
III. Current receivables	130		328,153,010,468	258,633,275,627
1. Receivables from customers	131	V.3	320,889,335,414	258,082,778,045
2. Current advances to suppliers	132	V.4	3,140,060,997	704,341,990
3. Current Internal Receivables	133		0	0
4. Receivables from construction contract progress	134		0	0
5. Current loan receivables	135		0	0
6. Other Current receivables	136	V.5	4,565,460,741	288,002,276
7. Provision for bad debts	137	V.7	(441,846,684)	(441,846,684)
8. Assets pending disposal	139		0	0
IV. Inventories	140	V.8	459,018,256,535	525,106,170,194
1. Inventories	141		483,849,196,535	534,818,676,296
2. Provision for inventories write-down (*)	149		(24,830,940,000)	(9,712,506,102)
V. Other Current Assets	150		68,360,601,262	48,063,715,383
1. Prepaid expenses (short-term)	151	V.13	5,234,261,515	1,756,461,002
2. Deductible value-added tax	152		63,126,219,747	46,307,134,381
3. Taxes and other receivables from the state	153	V.18	120,000	120,000
4. Repurchase transactions involving government bonds	154		0	0
5. Other current assets	155		0	0
B. Non-Current Assets (200 = 210 + 220 + 230 + 240 + 250 + 260)	200		165,381,937,326	182,431,144,099
I. Long-term Receivables	210		75,000,000	75,000,000
1. Long-term receivables from customers	211		0	0
2. Long-term advances to suppliers	212		0	0
3. Business capital in subsidiaries	213		0	0
4. Long-term internal receivables	214		0	0
5. Long-term loan receivables	215		0	0
6. Other long-term receivables	216	V.5	75,000,000	75,000,000
7. Provision for doubtful long-term receivables (*)	219		0	0
II. Fixed Assets	220	V.10	109,827,223,561	122,264,005,102



Items	Code	Notes	End of Period	Beginning of period
1. Tangible fixed assets	221		109,827,223,561	122,264,005,102
- Historical cost	222		465,545,408,912	464,335,338,912
- Accumulated depreciation (*)	223		(355,718,185,351)	(342,071,333,810)
2. Finance lease fixed assets	224		0	0
- Historical cost	225		0	0
- Accumulated depreciation (*)	226		0	0
3. Intangible assets	227		0	0
- Historical cost	228		0	0
- Accumulated depreciation (*)	229		0	0
III. Investment Properties	230		0	0
- Historical cost	231		0	0
- Accumulated depreciation (*)	232		0	0
IV. Construction in Progress	240		4,254,732,474	2,153,188,307
1. Production and business costs in progress	241		0	0
2. Construction costs in progress	242	V.9	4,254,732,474	2,153,188,307
V. Long-term Financial Investments	250		0	0
1. Investments in subsidiaries	251		0	0
2. Investments in joint ventures and associates	252		0	0
3. Investments in other entities	253		0	0
4. Provision for long-term investments(*)	254		0	0
5. Held-to-maturity securities	255		0	0
VI. Other Long-term Assets	260		51,224,981,291	57,938,950,690
1. Long-term prepaid expenses	261	V.13	51,224,981,291	57,938,950,690
2. Deferred tax assets	262		0	0
3. Long-term spare parts, materials, and supplies	263		0	0
4. Other long-term assets	268		0	0
TOTAL ASSETS (270 = 100 + 200)	270		1,115,019,219,374	1,036,331,160,628
A. LIABILITIES (300=310+330)	300		844,112,543,451	771,229,517,139
I. Current Liabilities	310		842,952,643,451	769,379,417,139
1. Short-term trade payables	311	V.16	10,825,255,388	19,218,399,630
2. Short-term advances from customers	312	V.17	63,910,366,813	6,912,098,944
3. Taxes and amounts payable to the state	313	V.18	2,273,875,714	7,325,080,790
4. Payables to employees	314		31,119,876,621	10,603,939,062
5. Short-term accrued expenses	315	V.19	35,975,213,362	19,989,653,148
6. Short-term internal payables	316		0	0
7. Payables for construction contract progress	317		0	0
8. Short-term unearned revenue	318	V.21	575,454,545	0
9. Other current payables	319	V.20	519,736,727	614,028,500
10. Short-term borrowings and financial lease liabilities	320	V.15	688,955,942,201	690,222,039,497
11. Provision for short-term liabilities	321		6,570,000,000	12,471,000,000
12. Bonus and welfare funds	322		2,226,922,080	2,023,177,568
13. Price stabilization fund	323		0	0
14. Repurchase transactions involving government bonds	324		0	0
II. Non-Current Liabilities	330		1,159,900,000	1,850,100,000

N: 1
CÔNG
CỔ P
T NH
ÊN C

Items	Code	Notes	End of Period	Beginning of period
1. Long-term trade payables	331		0	0
2. Long-term advances from customers	332		0	0
3. Long-term accrued expenses	333		0	0
4. Internal payables for business capital	334		0	0
5. Long-term internal payables	335		0	0
6. Long-term unearned revenue	336		0	0
7. Other long-term payables	337		0	0
8. Long-term borrowings and financial lease liabilities	338	V.15	1,159,900,000	1,850,100,000
9. Convertible bonds	339		0	0
10. Preferred shares	340		0	0
11. Deferred income tax liabilities	341		0	0
12. Provision for long-term liabilities	342		0	0
13. Science and technology development fund	343		0	0
B. OWNER'S EQUITY (400=410+430)	400	V.25	270,906,675,923	265,101,643,489
I. Shareholder's Equity	410		270,906,675,923	265,101,643,489
1. Contributed charter capital	411	V.25.c	254,300,000,000	254,300,000,000
- Ordinary shares with voting ight	411a		254,300,000,000	254,300,000,000
- Preferred shares	411b		0	0
2. Share premium	412		0	0
3. Conversion options for convertible bonds	413		0	0
4. Other owner's equity	414		0	0
5. Treasury shares (*)	415		0	0
6. Margin of property revaluation	416		0	0
7. Exchange rate differences	417		0	0
8. Development investment fund	418	V.25.e	5,721,783,837	5,460,090,397
9. Enterprise restructuring support fund	419		0	0
10. Other funds of owner's equity	420		0	0
11. Retained earnings	421		10,884,892,086	5,341,553,092
- Retained earnings accumulated to previous year	421a		0	107,684,290
- Undistributed profit of this year	421b		10,884,892,086	5,233,868,802
12. Construction investment fund	422		0	0
II. Expenditure source and other funds	430		0	0
1. Expenditure source	431		0	0
2. Funds that form of fixed assets	432		0	0
TOTAL LIABILITIES AND EQUITY (440=300+400)	440		1,115,019,219,374	1,036,331,160,628

July 18 2025

Preparer
(Signature, full name)

Nguyễn Thị Chúc Hà

Chief Accountant
(Signature, full name)

Trần Thị Diệp

General Director
(Signature, full name)

Đương Thị Thanh Nguyệt



KIEN GIANG IMPORT-EXPORT JOINT STOCK COMPANY

Template B 02a - DN

85-87 Lac Hong, Rach Gia Ward, An Giang

(Issued under Circular No. 200/2014/TT-BTC dated December 22, 2014, of the Ministry of Finance)

Tax code: 1700100989

INTERIM INCOME STATEMENT

Quarter 2, 2025

Unit: VND

Items	Code	Note	Quarter 2		Accumulated from the beginning of the year to the end of the reporting period	
			Current year	Previous year	Current year	Previous year
(1)	(2)	(3)	(4)	(5)	(6)	(7)
1. Revenue from goods sold and services rendered	01	VI.1	1,943,084,745,199	2,306,806,705,013	3,313,383,129,657	3,913,962,704,174
2. Less deductions	02	VI.2	0	1,009,800,000	0	1,009,800,000
3. Net revenue from goods sold and services rendered (10=01-02)	10		1,943,084,745,199	2,305,796,905,013	3,313,383,129,657	3,912,952,904,174
4. Cost of goods sold	11	VI.3	1,759,504,572,508	2,094,118,687,060	2,994,555,817,213	3,560,858,595,193
5. Gross profit from goods sold and services rendered (20 = 10 - 11)	20		183,580,172,691	211,678,217,953	318,827,312,444	352,094,308,981
6. Financial income	21	VI.4	8,829,845,872	17,567,012,895	19,897,258,927	30,385,764,643
7. Financial expenses	22	VI.5	22,739,403,070	25,789,605,642	41,162,209,957	38,771,433,027
- Including: Interest expenses	23		12,408,083,617	20,591,843,808	20,337,540,898	30,021,556,616
8. Selling expenses	24	VI.6	151,240,043,768	178,601,649,217	265,775,491,454	305,077,877,107
9. Administrative expenses	25	VI.7	9,897,058,487	17,183,288,975	17,950,437,010	26,952,077,708
10. Operating profit (30 = 20 + (21 - 22) - (24 + 25))	30		8,533,513,238	7,670,687,014	13,836,432,950	11,678,685,782
11. Other income	31	VI.8	495,401,732	12,682	595,230,513	26,187
12. Other expenses	32	VI.9	129	102,479,198	825,548,356	121,555,243
13. Other profit (40 = 31 - 32)	40		495,401,603	(102,466,516)	(230,317,843)	(121,529,056)
14. Total accounting profit before tax (50 = 30 + 40)	50		9,028,914,841	7,568,220,498	13,606,115,107	11,557,156,726
15. Current corporate income tax expense	51	VI.11	1,805,782,968	1,513,644,099	2,721,223,021	2,311,431,345
16. Deferred corporate income tax expense	52					
17. Net profit after corporate income tax (60 = 50 - 51 - 52)	60		7,223,131,873	6,054,576,399	10,884,892,086	9,245,725,381
18. Basic earnings per share (*)	70		284	238	428	364

July 18 2025

Preparer

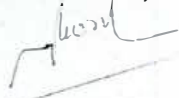
(Signature, full name)



Nguyễn Thị Chúc Hà

Chief Accountant

(Signature, full name)



Trần Thị Diệp

Chief Accountant

(Signature, full name)



Đương Thị Thanh Nguyệt

KIEN GIANG IMPORT-EXPORT JOINT STOCK COMPANY

85-87 Lac Hong, Rach Gia Ward, An Giang

Tax Code: 1700100989

Template B 03A - DN

(Issued under Circular No. 200/2014/TT-BTC dated
December 22, 2014, of the Ministry of Finance)

INTERIM STATEMENT OF CASH FLOWS

(Indirect Method) (*)

Quarter 2, 2025

Unit: VND

Items	Code	Note	Accumulated from the beginning of the year to the end of the reporting period	
			Current year	Previous year
1	2	3	4	5
I. CASH FLOWS FROM OPERATING ACTIVITIES				
1. Accounting profit before tax	1		13,606,115,107	11,557,156,726
2. Adjustments for				
Depreciation and amortization	2		13,646,851,541	13,848,166,931
Provisions	3		9,217,433,898	12,447,283,956
Gains or losses from exchange rate differences due to revaluation of monetary items in foreign currencies	4		3,888,239,875	891,744,827
Gains or losses from investment activities	5		(60,005,572)	(122,014,584)
Interest expenses	6		20,337,540,898	30,021,556,616
Other adjustments	7		-	-
3. Loss from operating activities before changes in working capital	8		60,636,175,747	68,643,894,472
Changes in receivables	9		(85,907,080,357)	(149,359,145,985)
Changes in inventories	10		50,969,479,761	(683,039,107,046)
Changes in payables and other liabilities	11		86,047,081,527	(114,720,336,171)
Changes in prepaid expenses	12		3,236,168,886	486,869,945
Increase or decrease in trading securities	13		-	-
Interest paid	14		(20,477,081,523)	(29,330,366,091)
Corporate tax paid	15		(8,119,899,567)	(6,691,740,743)
Other cash receipts from operating activities	16		17,550,000	-
Other cash payments from operating activities	17		(415,700,400)	(406,800,269)
Net cash flows from operating activities	20		85,986,694,074	(914,416,731,888)
II. CASH FLOWS FROM INVESTING ACTIVITIES				
Cash paid for purchase and construction of fixed assets and other non-current assets	21		(3,311,614,167)	(2,137,500,000)
Proceeds from disposal or sale of fixed assets and other non-current assets	22		-	-
Cash paid for term deposits	23		-	-
Cash received from recovery of investments held to maturity	24		-	-
Cash paid for investments held to maturity	25		-	-
Proceeds from capital contributions in other entities	26			
Interest income received	27		58,789,956	122,014,584
Net cash flows from investing activities	30		(3,252,824,211)	(2,015,485,416)
III. CASH FLOWS FROM FINANCING ACTIVITIES				
Proceeds from share issuance and capital contributions from owners	31		-	-
Payments to return capital contributions to owners and repurchase of issued shares	32		-	-
Proceeds from borrowings	33		2,660,111,624,764	3,818,671,722,582
Repayment of loan principal	34		(2,666,366,956,060)	(2,903,607,352,905)
Payments of finance lease obligations	35			
Dividends and profits paid to owners	36		(4,450,250,000)	(9,536,250,000)
Net cash flows from financing activities	40		(10,705,581,296)	905,528,119,677
Net cash flows during the period (50 = 20+30+40)	50		72,028,288,567	(10,904,097,627)
Cash and cash equivalents at the beginning of the period	60		22,096,855,325	149,461,474,363
Effect of exchange rate changes on foreign currency conversions	61		(19,730,109)	1,370,614
Cash and cash equivalents at the end of the period (70 = 50+60+61)	70	V.1	94,105,413,783	138,558,747,350

Preparer
(Signature, full name)

Nguyễn Thị Chúc Hà

Chief Accountant
(Signature, full name)

Trần Thị Diệp

July 18 2025
General Director
(Signature, full name)

Đường Thị Thanh Nguyệt

**NOTES TO FINANCIAL STATEMENTS
Q2 2025**

(Unit is Vietnam Dong unless otherwise noted)

I- CHARACTERISTICS OF BUSINESS ACTIVITIES

1. Form of capital ownership:

Pursuant to Decision No. 50/QD-HDTV dated June 21, 2016 of the Vietnam Southern Food Corporation on adjusting the charter capital structure of Kien Giang Import-Export Company Limited to convert into a joint stock company. From July 1, 2016, the Company officially switched to operating under the model of a joint stock company in which the Vietnam Southern Food Corporation holds 83.31% of the charter capital.

Kien Giang Import & Export Joint Stock Company has the international transaction name Kien Giang Import & Export Joint Stock Company; abbreviated name is KIGIMEX, business registration certificate No. 1700100989 dated March 28, 2023 issued by Kien Giang Department of Planning & Investment (21st time), the Company's charter capital is 254,300,000,000 VND.

According to the financial report as of June 30, 2025, the Company's equity is 270.906.675.923 VNĐ.

2. Business fields :

The Company's business fields include: organizing the purchase, transportation, preservation, storage, processing and export of food and agricultural and aquatic products, materials and equipment to serve the needs of agricultural production, industry, consumption, trading of gasoline, oil, lubricants and services.

The Company's headquarters is located at 85-87 Lac Hong, Rach Gia ward, An Giang Province.

At the time of reporting, the Company's organization included 05 departments, 01 branch in Ho Chi Minh City, 01 Hon Chong Anchovy Factory, 01 An Binh Petroleum Trading Factory, 05 affiliated food trading factories, total number of employees in the payroll: 260 people.

Subsidiaries under the Company as of the date of preparation of the Financial Statements:

- An Hoa Export Food Processing Factory, 44 Ngo Thoi Nhiem, Rach Gia ward, An Giang province.

- Tan Phu Export Food Processing Factory, Tan Phu Hamlet, Tan Hiep Commune, An Giang Province.

- Thanh Hung Food Export Processing Factory, Thanh Trung Hamlet, Thanh Hung Commune, An Giang Province.
- Vinh Thang Export Food Processing Factory, Group 4, Vinh Tien Hamlet, Vinh Thang Commune, An Giang Province.
- Son Thuan Export Food Processing Factory, Vam Rang Hamlet, Son Kien Commune, An Giang Province.
- Hon Chong Anchovy Processing Factory, Binh An Commune, Kien Luong District, An Giang Province.
- An Binh Petroleum Trading Enterprise, 44 Ngo Thoi Nhiem, Rach Gia ward, An Giang Province.

3. Main business lines: Trading in food, petroleum, seafood, milling, retailing food.

4. Characteristics of the business's operations during the fiscal year that affect the financial statements.

III. ACCOUNTING SYSTEM AND ACCOUNTING POLICY

1. Accounting System:

The Company applies the Enterprise Accounting System issued under Circular No. 200/2014/TT-BTC dated December 22, 2014 of the Ministry of Finance and Circular No. 53/2016/TT-BTC dated March 21, 2016 of the Ministry of Finance on amending and supplementing a number of articles of Circular No. 200/2014/TT-BTC.

2. Statement on compliance with Accounting Standards and Accounting System.

According to Circular No. 200/2014/TT-BTC dated December 22, 2014 on Guiding the Enterprise Accounting System and Circular No. 53/2016/TT-BTC dated March 21, 2016 of the Ministry of Finance on amending and supplementing a number of articles of Circular No. 200/2014/TT-BTC.

Vietnam Accounting Standards of the Minister of Finance include: Circular No. 161/2007/TT-BTC dated December 31, 2007 of the Ministry of Finance guiding the implementation of sixteen (16) accounting standards issued under Decision No. 149/2001/QD-BTC dated December 31, 2001, 04 Vietnam Accounting Standards, batch 1; Decision No. 165/2002/QD-BTC dated December 31, 2001, 06 Vietnam Accounting Standards, batch 2; Decision No. 234/2003/QD-BTC dated December 30, 2003, 06 Vietnam Accounting Standards, batch 3; Decision No. 12/2005/QD-BTC dated February 15, 2005, 06 Vietnam Accounting Standards, batch 4; Decision No. 100/2005/QD-BTC dated December 28, 2005, promulgating 04 Vietnam Accounting Standards, batch 5.

3. Accounting Method: The company applies the General Journal accounting method.

IV. SIGNIFICANT ACCOUNTING POLICIES

1. Principles for Recognizing Cash and Cash Equivalents.

- Cash equivalents include cash on hand, bank deposits, and short-term investments with a maturity or redemption period not exceeding three months that are easily convertible into a specific amount of cash and carry an insignificant risk of changes in value at the reporting date

For transactions denominated in foreign currencies, the conversion into Vietnam Dong (VND) is performed based on the following principles:

- For foreign currency purchases and sales: the exchange rate specified in the purchase or sale agreement between the Company and the bank.

- For recognizing receivables: the buying exchange rate of the bank designated by the Company at the transaction date.

- For recognizing payables: the selling exchange rate of the bank with which the Company expects to transact at the transaction date.

The actual transaction exchange rate when revaluing foreign currency monetary items is determined as follows:

- For items classified as assets: the buying exchange rate of the commercial bank with which the Company frequently conducts transactions.

- For foreign currency deposits: the exchange rate of the bank where the foreign currency account is maintained.

- For items classified as liabilities: the selling exchange rate of the commercial bank with which the Company frequently conducts transactions.

All realized foreign exchange differences arising during the year and differences from revaluation of foreign currency balances at year-end are recorded in the financial results of the fiscal year.

2. Principles of recognition of Inventory:

- Inventory Recognition Principle: Inventories are measured at cost. In case the net realizable value is lower than the original price, it is measured at the net realizable value. The original cost of inventories includes purchase costs, processing costs and other directly related costs incurred in bringing the inventories to their current location and condition.

- Inventory Valuation Method: Weighted Average Method by month and by warehouse; Particularly for packaging items in the Company's warehouse, the Company Office applies the method of issuing goods at specific price.

- Inventory Accounting Method: Perpetual Inventory Method;

- Method of Recognizing Provisions for Inventory Write-downs: Provisions for inventory write-downs are recognized and reversed in accordance with the guidance provided in Circular 48/2019/TT-BTC dated August 8, 2019, issued by the Ministry of Finance.

3. Principles of recognition and depreciation of Fixed Assets:

- Recognition of Tangible and Intangible Fixed Assets: Fixed assets are initially recognized at their original cost. During their useful life, fixed assets are presented in the financial statements

170
ONG
PH
NHAP
N GI
TH

at original cost, less accumulated depreciation and any impairment losses, with residual value disclosed.

- Depreciation Method for Tangible and Intangible Fixed Assets: Depreciation is calculated using the straight-line method over the assets' estimated useful lives, in accordance with the depreciation rates specified in Circular 45/2013/TT-BTC dated April 25, 2013, issued by the Ministry of Finance..

4. Principles of recognition and depreciation of Investment Properties:

- Principles of recording investment properties
- Investment properties depreciation method

5. Principles of recognition of Financial Investments:

- Investments in subsidiaries, associates, interests in joint ventures, and investments in the business foundation under joint control.

- Short-term securities investments.

- Other short-term and long-term investments:

- The principle of recognizing short-term securities investments is securities with a maturity of up to one year or within one business cycle; long-term securities are securities with a maturity of over one year.

- Method of recognizing provisions for the impairment of short-term investments.

6. Principles of recognition and capitalization of borrowing costs

- Recognition principle of borrowing costs: Borrowing costs are recognized as production costs, except for borrowing costs directly related to the construction or production of qualifying assets that are capitalized when the conditions specified in Vietnam Accounting Standard No. 16 "Borrowing Costs" are met.

- Borrowing costs directly related to the construction or production of qualifying assets are capitalized, including interest on borrowed funds, amortization of discounts or premiums when issuing bonds, and incidental costs related to the borrowing process.

- Capitalization rate used to determine borrowing costs capitalized in the period: 0%.

7. Principles of recognition and capitalization of other expenses

- Prepaid expenses: are actual costs that have been incurred but are related to the production and business activities over multiple accounting periods.

- Method of allocating prepaid expenses: The calculation and allocation of prepaid expenses to production and business costs are based on the nature and extent of each type of cost to choose a reasonable allocation method. Short-term prepaid expenses are fully allocated within the financial year, while long-term expenses are allocated to subsequent years. Specifically, the



depreciation of tools and equipment can be allocated for a maximum of up to 3 years (according to Circular No. 78/2014/TT-BTC dated 18/6/2014 and Circular 96/2015/TT-BTC dated 22/6/2015).

- Method and time for allocating goodwill: None.

8. Principles of recognition of Accrued expenses:

Accrued expenses: are actual costs that have not yet been incurred, but are estimated in advance as part of the operating expenses for this period to ensure that when the actual expenses occur, they do not cause abrupt changes to the production and business costs, based on maintaining the appropriate relationship between revenue and expenses. When these expenses are incurred, if there is a discrepancy with the amount reserved, the accounting department will make additional entries or reduce the corresponding expenses to account for the difference.

9. Principles and methods of recognition of Allowances for payables.

- Principles for recognizing provisions for liabilities:

When the entity has a present obligation arising from a past event; it is probable that an outflow of economic benefits will be required to settle the obligation; and the amount of the obligation can be reliably estimated.

- Recognition method:

The recognized amount of a provision for liabilities is the best reasonable estimate of the expenditure required to settle the present obligation at the end of the reporting period..

10. Principles of of recognition of Equity:

- Principles for recording owner's capital, surplus equity, and other owner's capital.

- Principles for recording asset revaluation differences.

- Principles of recording undistributed profits.

Undistributed earnings are profits after deducting (-) corporate income tax expenses and then adding (+) or (-) adjustments for current corporate income tax payable or refundable and deferred income tax payable or deferred income tax assets arising in the current year.

- Principles for recording exchange rate differences: Transactions related to foreign currency transactions are applied according to the guidance in Circular 200/2014/TT-BTC dated December 22, 2014 and Circular 53/2016/TT-BTC dated March 21, 2016. All actual exchange rate differences arising during the period are accounted for in the business results of the fiscal year. At all times when financial statements must be prepared, foreign currency-based monetary items are revalued according to specific guidance in Circular 200/2014/TT-BTC and Circular 53/2016/TT-BTC dated March 21, 2016.

11. Principles and methods of revenue recognition.

*** Sales revenue**

Sales revenue is recognized when all of the following conditions are met:



- The risks and rewards of ownership of the product or goods have been transferred to the buyer;

- The Company no longer holds the right to manage the goods as the owner of the goods or the right to control the goods;

- Revenue is determined relatively reliably;

- The company has obtained or will obtain economic benefits from the sale transaction;

- Identify costs associated with sales transactions

*** Service revenue**

Revenue from providing services is recognized when the outcome of the transaction can be reliably determined, the unit has completed the work volume and issued financial invoices.

*** Financial operating revenue**

Revenue arising from interest, royalties, dividends, shared profits and other financial revenue is recorded when both (2) of the following conditions are satisfied:

- It is possible to obtain economic benefits from the transaction;

- Revenue is determined relatively certainly.

Dividends and profits are recognized when the Company is entitled to receive dividends or profits from capital contributions.

12. Principles and methods of recording financial expenses.

Expenses recorded in financial expenses include:

- Costs or losses related to financial investment activities;

- Cost of lending and borrowing;

- Losses due to changes in exchange rates of transactions involving foreign currencies;

The above amounts are recorded according to the amount incurred during the period, not offset against financial revenue.

13. Principles and methods of recording current corporate income tax expenses and deferred corporate income tax expenses.

According to standard No. 17 of Circular No. 20/2006/TT-BTC dated March 20, 2006

Tax assets and liabilities for the current and prior years are measured at the amount expected to be paid to (or recovered from) the tax authorities, using the tax rates and tax laws that have been enacted or substantively enacted by the end of the reporting period.

The company applies a corporate income tax rate of 20%.

14. Other accounting principles and methods.

- Financial handling of unemployment benefits and unemployment benefit reserve fund balance is carried out in accordance with Circular 180/2012/TT-BTC dated October 24, 2012.

- Principles of recording receivables and payables:

+ Debts with a recovery or payment period of up to one year are classified as short-term debt;

+ Debts with a collection or payment period of more than one year are classified as long-term debt.

V – ADDITIONAL INFORMATION FOR ITEMS PRESENTED IN THE BALANCE SHEET.

1. Cash	End of period (30/06/2025)	Beginning of period (01/01/2025)
- Cash on hand	271,335,000	548,935,000
- Demand deposits at banks	86,439,078,783	21,547,920,325
- Cash equivalents	7,395,000,000	
Total	94,105,413,783	22,096,855,325

2. Held-to-maturity investments	End of period (30/06/2025)	Beginning of period (01/01/2025)
Term deposits		
Bonds		
Other investments held to maturity		
Total	0	0

Đ. N. :
CÔ
CÔ
UẤT N
KIÊN
Y GIÁ

3. Accounts receivable from customers	End of period (30/06/2025)	Beginning of period (01/01/2025)
a) Short-term trade receivables	320,889,335,414	258,082,778,045
- Details of trade receivables from customers accounting for 10% or more of total trade receivables:		
+ Three Hills Ghana Limited	149,765,523,928	22,408,875,553
+ Sikakroabea Co.LTD	141,535,790,409	169,407,442,678
+ Ngoc Thien Huong Import Export Processing Joint Stock Company		36,396,914,375
- Other trade receivables from customers (each accounting for less than 10% of total trade receivables):		
+ Truong Thinh Company Limited	6,621,120,000	
+ Perfecto Marketing & Trading.Unpessoal LDA	6,000,005,024	
+ Creativo Timor Importasaun, LDA	2,507,523,475	
+ Vietnam Southern Food Corporation - JSC (Shareholder owning more than 10% of the total ordinary shares).	903,161,478	
+ Thao Minh Chau Trading Production Company Limited		3,984,319,074
+ Akila Trading (PTY) Ltd		3,692,428,479
+ MT Agricultural Products Trading and Services Company Limited		1,999,200,000
+ Nong Phat Loc Joint Stock Company		2,664,300,000
+ Perissos Vitoria Unipessoal.Lda		1,312,735,857
+ Louis Dreyfus Company Asia Pte LTD		47,976,900
+ Other trade receivables from customers	13,556,211,100	16,168,585,129
b) Long-term trade receivables (details)		
c) Trade receivables from related parties		
Total	320,889,335,414	258,082,778,045

- In which, customer receivables: Bad debt at June 30, 2025 : VND 199,757,000 VND
 - + My Nghi Company Limited is 129,757,000 VND
 - + Tam Hung Company Limited is 70,000,000 VND

The Company has made provisions for bad debts according to Circular 48/2019/TT-BTC dated August 8, 2019, the amount is VND 199,757,000 VND.

4. Advanced payments to suppliers	End of period (30/06/2025)	Beginning of period (01/01/2025)
a) Advanced payments to suppliers	3,140,060,997	704,341,990
- Details of receivables from customers accounting for 10% or more of total customer receivables:		
+ Nam Luc One Member Limited Liability Compa	1,392,000,000	
+ Other advances to suppliers	1,748,060,997	704,341,990
b) Other items		
Total	3,140,060,997	704,341,990

- Advances to other sellers (Debit account 331) are uncollectible at June 30, 2025 is 115,739,659 VND,

+ Duy Tan Design & Construction Consulting Co., Ltd, is 65,739,659 VND

+ Hoang Anh Gia Bao Company Limited is 50,000,000 VND

- The Company has made provisions for bad debts according to Circular 48/2019/TT-BTC dated August 8, 2019 of VND 115,739,659 VND (100%).

5. Other receivables	End of period (30/06/2025)		Beginning of period (01/01/2025)	
	Value	Provision	Value	Provision
a) Short-term receivables	4,565,460,741	126,350,025	288,002,276	126,350,025
- Receivables from employees	404,000,000		56,652,251	
- Transfer of deposit for a priority contract no 03/contract- export priority- 2025 Vietnam Southern Food Corporation - JSC	3,928,895,100			
- Interest on deposits	1,215,616			
- Other receivables (bad debts)	126,350,025	126,350,025	126,350,025	126,350,025
- Other receivables	105,000,000		105,000,000	
b) Long-term receivables (details)	75,000,000		75,000,000	
- Deposits and guarantees	75,000,000		75,000,000	
Total	4,640,460,741	126,350,025	363,002,276	126,350,025

6. Assets missing pending settlement: None

100%
N
CHAU
NG
I KIEN

7. Bad debts and provisions for bad debts 30/06/2025:

TT	Client	Year debt arised	Debt content	Outstanding balance June 30, 2025	Amount of provision recognized	Recognition rate (%)
A	Accounts receivable			199,757,000	199,757,000	
1	My Nghi - Nguyen Ngoc Thao Limited Company	12/2011	Buy gasoline	129,757,000	129,757,000	100%
2	Tam Hung Limited Company	01/2014	Buy gasoline	70,000,000	70,000,000	100%
B	Prepayment to seller			115,739,659	115,739,659	
2	Duy Tan Design & Construction Consulting Limited Company	2010	Design	65,739,659	65,739,659	100%
3	Hoang Anh Gia Bao Company Limited Company	2014	ISO system	50,000,000	50,000,000	100%
C	Other receivables			126,350,025	126,350,025	
1	Hoang My Limited Company, Kien Giang	2002	Buy gasoline	51,385,725	51,385,725	100%
2	Me Linh Private Enterprise, An Giang	2001	Buy gasoline	40,808,300	40,808,300	100%
3	Ut Hoang (Le Thi Hoang) Private Enterprise	07/2004	Buy gasoline	34,156,000	34,156,000	100%
	Total			441,846,684	441,846,684	

GIANG - 9

8. Inventories	End of period (30/06/2025)		Beginning of period (01/01/2025)	
	Historical cost	Allowance	Historical cost	Allowance
- Raw materials, supplies, and fuel	300,640,444,665	(16,056,696,766)	68,963,353,520	(7,394,189,725)
- Tools, instruments, returnable packaging, and spare parts	483,008,457		1,352,890,023	
- Finished goods	80,811,890,278	(8,186,261,136)	91,301,940,797	(2,306,973,340)
- Merchandise	101,913,853,135	(587,982,098)	369,069,138,474	(11,343,037)
- Goods in transit (An Binh factory)			4,131,353,482	
Total	483,849,196,535	(24,830,940,000)	534,818,676,296	(9,712,506,102)

9. Long-term work-in-progress assets	End of period (30/06/2025)		Beginning of period (01/01/2025)	
	Historical cost	Salvage value	Historical cost	Salvage value
a) Long-term production and business work-in-progress costs				
(details for each type, stating the reasons why they were not completed within a normal operating cycle)				
Total				
b) Construction-in-progress (details for projects accounting for 10% or more of total construction value):	End of period (30/06/2025)		Beginning of period (01/01/2025)	
- Purchase of fixed assets	2,898,344,167		796,800,000	
- Expansion of drying yards, worker accommodations at Anchovy Fish Factory (Project temporarily suspended)	1,356,388,307		1,356,388,307	
Total	4,254,732,474		2,153,188,307	

10. Increase or decrease in tangible fixed assets:



Items	Buildings and structures	Machinery and equipment	Transportation vehicles	Management tools and equipment	Other tangible fixed assets	Total
I. Historical Cost of Fixed Assets						
1. Beginning balance	227,794,301,937	155,689,578,779	78,197,553,520	1,082,150,830	1,571,753,846	464,335,338,912
2. Increases during the period	-	806,320,000	403,750,000	-	-	1,210,070,000
- New purchase		806,320,000	403,750,000			1,210,070,000
- Purchase from loan sources						-
- Internal relocation						-
- Other increases						-
3. Decrease during the period	-	-	-	-	-	-
- Disposal and sale						-
- Internal relocation						-
- Other decreases						-
4. Ending balance	227,794,301,937	156,495,898,779	78,601,303,520	1,082,150,830	1,571,753,846	465,545,408,912
II- Depreciation of fixed assets						
1. Beginning balance	159,190,415,744	113,625,659,502	66,871,486,510	883,343,221	1,500,428,833	342,071,333,810
2. Increase during the period	5,313,831,025	6,208,734,473	2,054,875,113	49,659,313	19,751,617	13,646,851,541
- Depreciation of fixed assets	5,313,831,025	6,208,734,473	2,054,875,113	49,659,313	19,751,617	13,646,851,541
- Internal relocation						-
- Other increases						-
3. Decrease during the period	-	-	-	-	-	-
- Disposal and sale						-
- Internal relocation		-				-
- Decrease by Circular 45						-
- Other decreases						-
4. Ending balance	164,504,246,769	119,834,393,975	68,926,361,623	933,002,534	1,520,180,450	355,718,185,351
III- Remaining value						
1. Beginning balance	68,603,886,193	42,063,919,277	11,326,067,010	198,807,609	71,325,013	122,264,005,102
2. Ending balance	63,290,055,168	36,661,504,804	9,674,941,897	149,148,296	51,573,396	109,827,223,561

- The carrying value of tangible fixed assets pledged or mortgaged to secure loans as of 30/06/2025: 79,380,986,304 VND.

- The original cost of tangible fixed assets that have been fully depreciated but are still in use: 104,033,832,297 VND.

- The original cost of tangible fixed assets held for disposal: 24,880,853,770 VND
- Commitments for the purchase or sale of tangible fixed assets with significant value that have not yet been fulfilled: None.
- Other changes related to tangible fixed assets: None

11. Increase or decrease in intangible fixed assets.

12. Increase or decrease in financial leases fixed asset.

13. Prepaid expenses	End of period (30/06/2025)	Beginning of period (01/01/2025)
a) Short-term (detailed by each item)	5,234,261,515	1,756,461,002
- Packaging expenses	316,704,344	-
- Repair expenses	3,028,811,257	837,177,931
- Expenses for tools, spare parts, fuel, and materials	1,146,732,132	764,471,102
- Insurance purchase expenses	67,101,204	58,900,533
- Expenses based on production volume (loading, dumping, processing for export, etc.)	335,620,707	30,210,511
- Other items (Value of land use rights – leased land)	-	-
- Land rental expenses	117,389,624	-
- Other outsourced service expenses	221,902,247	65,700,925
b) Long-term (detailed by each item)	51,224,981,291	57,938,950,690
- Tools, equipment, and instruments issued for use		519,850,929
- Packaging expenses	407,683,974	885,294,850
- Insurance purchase expenses		93,319,616
- Repair expenses	6,477,027,138	10,677,670,667
- Other outsourced service expenses	168,661,884	339,711,237
- Other items (Value of land use rights – leased land)	44,171,608,295	45,423,103,391
Total	56,459,242,806	59,695,411,692

14. Other assets	End of period (30/06/2025)	Beginning of period (01/01/2025)
a) Short-term (detailed by each item)		
b) Long-term (detailed by each item)		
Total	0	0

15. Borrowings and finance	End of period		During the period		Beginning of period	
	Value	Amount eligible for repayment	Increase	Decrease	Value	Amount eligible for repayment
a) Short-term loans	688,955,942,201	688,955,942,201	2,665,100,858,764	2,666,366,956,060	690,222,039,497	690,222,039,497
- Short-term loans	686,920,986,951	686,920,986,951	2,664,410,658,764	2,664,562,114,569	687,072,442,756	687,072,442,756
- Current portion of long-term loans	2,034,955,250	2,034,955,250	690,200,000	1,804,841,491	3,149,596,741	3,149,596,741
b) Long-term loans	1,159,900,000	1,159,900,000	0	690,200,000	1,850,100,000	1,850,100,000
Total	690,115,842,201	690,115,842,201	2,665,100,858,764	2,667,057,156,060	692,072,139,497	692,072,139,497

Loan details 30/06/2025:

Lenders	Contract Number/ Reference	Interest rate (% per year)	Ending principal balance	Loan collateral method
Vietcombank KG - VND	3	4.50%	30,176,965,120	Collateral of assets and inventory.
Vietcombank KG - USD	7	4.20%	114,195,690,000	Collateral of assets and inventory.
VPBank - USD	1	4.80%	9,396,068,000	Right to collect debts from export contracts financed by VPBank.
SeaBank - KG Branch - USD	2	4.70%	25,797,140,000	Right to collect debts from export debts financed by SeaBank Kien Giang Branch.
Eximbank (Sai Gon Branch) - USD	8	4.4 %->4.7%	68,958,750,000	Collateral of assets and right to collect debts from export contracts financed by Eximbank.
Maritime Bank HCM City - USD	5	4.40%	122,418,200,000	Right to collect debts from export contracts financed by Maritime
VIB - Can Tho Branch - VND	1	5.50%	16,466,672,250	Right to collect debts from export contracts financed by VIB.
BIDV Phu Quoc - Long term loan 1. Machinery and equipment at Tan Phu and Thanh Hung Factories. 2. Toyota Fortuner TGN166L-SDTSKU vehicle (2022). 3. Kia Carnival 3.5G Signature 7S vehicle (2023). 4. Loans for investment in machinery and equipment at An Hoa Factory (including color sorter systems, air compressors, auxiliary equipment, and conveyor systems).	04	8.5% -> 9.7%	3,194,855,250	Collateral of assets.
Total			690,115,842,201	

c) Finance lease liabilities: none

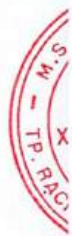
d) Overdue and unpaid borrowings and finance lease liabilities: none

đ) Detailed explanation of borrowings and finance lease liabilities to related parties: none

16. Accounts payable to suppliers	End of period (30/06/2025)		Beginning of period (01/01/2025)	
	Value	Amount eligible for repayment	Value	Amount eligible for repayment
a) Short-term Accounts payable to suppliers				
	10,825,255,388	10,825,255,388	19,218,399,630	19,218,399,630
- Details of Payables to Suppliers Accounting for 10% or More of Total Payables				
+Thang Loi Food Processing Export Import JSC	2,910,930,000	2,910,930,000	2,830,000,000	2,830,000,000
+Toan Cau Packaging Investment and Production Co., Ltd	2,579,903,920	2,579,903,920		
+ Phan Minh Investment Production Trading Service Co., Ltd	1,416,575,198	1,416,575,198	1,198,899,020	1,198,899,020
- Payables to Other Entities (Each Accounting for Less Than 10% of Total Payables)		-		-
+ Ngoc Quang Phat Import Export Joint Stock Company.			11,668,640,500	11,668,640,500
+ Ngoc Han Le Rice Export Processing Joint Stock Company		-	2,654,509,000	2,654,509,000
+ Thao Minh Chau Production - Trading Co.,Ltd	804,556,756	804,556,756	18,676,710	18,676,710
+ Mechanical Engineering Construction and Foodstuff Joint Stock Company	716,688,000	716,688,000		
+ Ngoc Thien Huong Export-Import Processing Joint Stock Company		-	714,694,400	714,694,400
- Other Payables	2,396,601,514	2,396,601,514	132,980,000	132,980,000
b) Long-term Payables to Suppliers (Details)				
Total				
c) Unpaid overdue debt				
Total				
d) Payables to suppliers are related parties (Specified on				
Total	10,825,255,388	10,825,255,388	19,218,399,630	19,218,399,630

VIANG

17. Advances from customer	End of period (30/06/2025)		Beginning of period (01/01/2025)	
	Value	Amount eligible for repayment	Value	Amount eligible for repayment
a) Short-term advances from customers	63,910,366,813	63,910,366,813	6,912,098,944	6,912,098,944
- Details of Payables Accounting for 10% or More of Total Payables				
+ ZEST (FZC)	45,289,265,233	45,289,265,233		
+ Babatu Deluxe Ventures	7,763,700,000	7,763,700,000		
+ Ngoc Quang Phat Import Export Joint Stock Company.		-	3,955,471,650	3,955,471,650
+ Binh Minh Food Joint Stock Company.		-	1,020,800,000	1,020,800,000
+ Other Buyers (Each Accounting for Less Than 10% of Total Payables)				
+ Superfoods Saudavel Unipessoal LDA	6,057,526,205	6,057,526,205		
+ United Group offshore SAL	2,163,250,000	2,163,250,000		
+ Alquezar FZE	1,267,798,392	1,267,798,392		
+ Timor Food Unipessoal Lda	89,182,470	89,182,470	89,182,470	89,182,470
+ AJC Trading FZC	648,788,700	648,788,700	648,788,700	648,788,700
+ SYT. Sunrise (M) SDN.BHD	405,420,000	405,420,000	405,420,000	405,420,000
- Payables to Other Parties	225,435,813	225,435,813	792,436,124	792,436,124
b) Long-term Advance Payments from Buyers				
Total				
c) Overdue Payables Not Yet Settled				
Total				
d) Payables to Related Parties (Details of Each Entity)				
Total	63,910,366,813	63,910,366,813	6,912,098,944	6,912,098,944



18. Taxes and amounts payable to the State	Beginning of period (01/01/2025)	Payable during the period	Paid during the period	End of period (30/06/2025)
a) Payable (detailed by each type of tax)	-			
- Value-added tax (VAT)	(120,000)			(120,000)
- Corporate income tax (CIT)	7,204,459,514	2,721,223,021	8,119,899,567	1,805,782,968
- Personal income tax (PIT)	120,621,276	242,070,178	362,691,454	-
- Land tax	-			-
- Land rental fees	-	468,092,746		468,092,746
- Business license tax	-	13,000,000	13,000,000	-
- Other payables	-			-
Total	7,324,960,790	3,444,385,945	8,495,591,021	2,273,755,714
b) Receivables (detailed by each type of tax)				-
Total	7,324,960,790	3,444,385,945	8,495,591,021	2,273,755,714

19. Accrued expenses	End of period (30/06/2025)	Beginning of period (01/01/2025)
a) Short-term	35,975,213,362	19,989,653,148
Cargo handling expenses.	23,378,342,364	18,517,891,193
Transportation expenses.	8,247,150,845	
Production electricity costs.	1,451,731,150	815,814,155
Production-based costs.	1,852,502,925	
Audit fees for financial statements.	63,945,000	60,900,000
Repair expenses.	342,155,500	
Loan interest expenses.	455,507,175	595,047,800
Other accrued expenses.	183,878,403	
b) Long-term		
Loan interest.	-	
Other expenses.	-	
Total	35,975,213,362	19,989,653,148

J.N
 C.C
 C.C
 J.AT
 K.Ê
 G.Á

20. Other payables	End of period (30/06/2025)	Beginning of period (01/01/2025)
a) Short-term	519,736,727	614,028,500
- Union expense	105,638,340	
- Personal income tax	85,203,647	
- Social charity fund contributions	178,894,740	165,680,000
- Environmental protection fee payable (Economic Security Department - KG Provincial Police)	0	448,348,500
- Other payables	150,000,000	
Total		
b) Long-term (detailed by each item)	0	0
- Long-term deposits and guarantees received		
Total		
c) Overdue unpaid debts (detailed by each item, reasons for overdue debt)		
Total	519,736,727	614,028,500

Status of provision and use of bonus and welfare funds, and Management Board bonus funds during the period as follows:

Items	Reward Fund	Welfare Fund	Welfare Fund for Fixed Asset	Executive Bonus Fund	Total
Beginning balance	1,752,879,672	13,261,127	-	257,036,769	2,023,177,568
Increase during the period	17,550,000	523,386,880	-	78,508,032	619,444,912
- Increase from profit appropriation		523,386,880		78,508,032	601,894,912
- Other increases	17,550,000				17,550,000
Decrease during the period	82,134,000	87,600,000	-	245,966,400	415,700,400
- Expenses during the period	82,134,000	87,600,000		245,966,400	415,700,400
- Other decreases					-
Ending balance	1,688,295,672	449,048,007	-	89,578,401	2,226,922,080

21. Unrealized revenue	End of period (30/06/2025)	Beginning of period (01/01/2025)
a) Short term	575,454,545	

- Revenue received in advance	575,454,545	
- Revenue from traditional customer programs		
- Other unrealized revenue		
b) Long term		
- Revenue received in advance		
- Revenue from traditional customer programs		
- Other unrealized revenue		
c) The possibility of not being able to perform the contract with the customer (details of each item, reasons for not being able to perform.		

22. Bonds issued: none

23. Provisions for payable	End of period (30/06/2025)	Beginning of period
a) Short-term	6,570,000,000	12,471,000,000
- Wage reserve fund according to Circular 96/2015/TT-BTC dated 22/06/2015	-	5,901,000,000
- Regular maintenance allowance	6,570,000,000	6,570,000,000
Total		
b) Long-term (detailed by each item as in short-term)		
Total	6,570,000,000	12,471,000,000

100
Y
N
CH
NG
1 K

24. Deferred tax assets and deferred tax liabilities	End of period (30/06/2025)	Beginning of period (01/01/2025)
a. Deferred tax assets		
- Deferred tax assets related to deductible temporary differences		
- Deferred tax assets related to unused tax losses		
- Deferred tax assets related to unused tax incentives		
- Reversal of deferred tax assets recognized in previous years		
- Deferred tax assets		
b. Deferred tax liabilities	End of period (30/06/2025)	Beginning of period
- Deferred tax liabilities arising from taxable temporary differences		
- Reversal of deferred tax liabilities recognized in previous years		
- Deferred tax liabilities		
Total	-	-



25- Owner's equity						
a- Statement of Changes in Equity						
Items	Owner's equity	Exchange rate differences	Development investment fund	Undistributed profit	Other items	Total
A	1	2	3	4	6	7
Beginning balance (01/01/2025)	254,300,000,000		5,460,090,397	5,341,553,092		265,101,643,489
Increase during the period			261,693,440	10,884,892,086		11,146,585,526
- Increase due to profit				10,884,892,086		10,884,892,086
- Appropriation to funds			261,693,440			261,693,440
- Increase due to fund transfer						
- Other increases						
Decrease during the period				5,341,553,092		5,341,553,092
- Decrease due to loss						
- Decrease due to profit distribution				5,341,553,092		5,341,553,092
- Decrease due to fund transfer						
- Other decreases						
at the end of the period	254,300,000,000		5,721,783,837	10,884,892,086		270,906,675,923

b- Details of owner's capital contribution	End of period (30/06/2025)	Beginning of period (01/01/2025)
- Capital contribution of Vietnam Southern Food Corporation - JSC	211,848,000,000	211,848,000,000
- Capital contribution of other entities	42,452,000,000	42,452,000,000
Total	254,300,000,000	254,300,000,000

c. Transactions involving capital with owners and the distribution of dividends and profit sharing.

Owner's capital contributions

+ Capital contributions at the beginning of the year

End of period (30/06/2025)

254,300,000,000

Beginning of period (01/01/2025)

254,300,000,000

+ Capital contributions increased during the year		
+ Capital contributions decreased during the year		
+ Capital contributions at the end of the year	254,300,000,000	254,300,000,000

d- Stocks	End of period (30/06/2025)	Beginning of period (01/01/2025)
Number of shares registered for issuance	25,430,000	25,430,000
Number of shares sold to public	25,430,000	25,430,000
- Common stock	25,430,000	25,430,000
Number of shares bought back		
Number of outstanding shares	25,430,000	25,430,000
- Common stock	25,430,000	25,430,000

e- Company funds:	End of period (30/06/2025)	Beginning of period (01/01/2025)
- Development fund	5,721,783,837	5,460,090,397
- Other equity funds	0	0
- Science and technology development fund	0	0

D. N. C. C. U. A. T. K. I. E. Y. G. I. A.

f- Income and expenses, gains or losses are recorded directly in equity according to the provisions of specific accounting standards.

26. Margin of property revaluation	Current Period	Previous Period
- Reasons for changes between the opening balance and the closing balance (e.g., circumstances of revaluation, which assets were revalued, under which decision, etc.)		
Total		

27. Foreign Exchange Differences	Current Period	Previous Period
translation of financial statements prepared in foreign currencies into VND		
Exchange differences due to other reasons		
Total	0	0

28. Funding Sources	Current Period	Previous Period
- Funding allocated during the year		
- Operational expenditures		
- Remaining funding at the end of the year		

29. Off-balance sheet items

a) Leasehold assets: Total future minimum lease payments under non-cancellable operating lease agreements, categorized by maturity periods:	End of period (30/06/2025)	Beginning of period (01/01/2025)
- Within 1 year		
- From 1 to 5 years		
- Over 5 years		
Total	-	-

b) Assets held on behalf of others: detailed explanation of quantity, type, specifications, and quality of each type at the end of the period.

- Goods and materials received for safekeeping, processing, and consignment:
- Goods accepted for sale, consignment, pledge, mortgage: 0

c) Foreign currencies: Detailed explanation of each foreign currency in original currency.

- Balance of Deposits in foreign currency USD 30/06/2025 : 1.302.777,83 USD
- Foreign currency deposit balance EUR 30/06/2025 : 82,97 EUR

d) Monetary gold: 0 VND

đ) Bad debts settled: VND 6,028,307,457 (Detailed explanation of value in original currency and VND) of bad debts settled within 10 years from the date of settlement by each subject.)

+ Debt settlement in the first 6 months of 2016:	:	<u>12,693,281 VND</u>
- Phu Tho Import Export Company	:	12,693,281 VND
+ Debt settlement in the last six months of 2016:	:	<u>46,255,000 VND</u>
- Nguyen Thi Tuyet - Tien Phuong ship	:	46,255,000 VND
+ Debt settlement in the first six months of 2019:	:	<u>5,969,359,176 VND</u>
- Tran Thanh Dinh - An Hoa Factory	:	166,982,720 VND
- Thanh Phuoc Private Enterprise	:	229,845,000 VND
- Tran Quoc Doan	:	168,738,419 VND
- Kien Luong Construction Services Consulting Center:	:	15,000,000 VND
- KUO Corp - Cement (193,760.00 USD)	:	4,482,637,600 VND
- KUO Corp - Cement court fee (12,339.98 USD)	:	285,485,437 VND
- My Le Private Enterprise Branch	:	17,900,000 VND
- Tam Huy Company Limited	:	602,770,000 VND

VI. ADDITIONAL INFORMATION FOR ITEMS PRESENTED IN THE INCOME STATEMENT

(Unit: VND)

Items	Current Period	Previous Period
1. Total revenue from sales of goods and rendering of services, including:	3,313,383,129,657	3,913,962,704,174
- Revenue from sales of goods	3,312,736,652,571	3,913,346,340,403
- Revenue from rendering of services	646,477,086	616,363,771
- Other revenue		

Items	Current Period	Previous Period
2. Deductions from revenue (Code 02), including:	-	-
Including:		
- Trade discounts		
- Devaluation of sale		
- Sales returns		

3. Cost of Goods Sold (Code 11)	Current Period	Previous Period
- Cost of finished goods and merchandise sold	2,978,131,314,011	3,542,533,596,677
- Cost of inventory losses during storage	1,306,069,304	2,077,714,560
- Provision for inventory write - down	15,118,433,898	16,247,283,956
Total	2,994,555,817,213	3,560,858,595,193
4. Financial Income (Code 21)	Current Period	Previous Period
- Interest from deposits and loans	60,005,572	43,524,935
- Gains from realized exchange rate differences	19,837,253,355	12,775,226,813
- Interest from deferred sales and payment discounts		
- Gains from unrealized exchange rate differences		
Total	19,897,258,927	12,818,751,748

5. Financial Expenses (Code 22)	Current Period	Previous Period
- Interest on borrowings	20,337,540,898	30,021,556,616
- Losses from realized exchange rate differences	16,936,429,184	7,858,131,584
- Losses from unrealized exchange rate differences	3,888,239,875	891,744,827
Total	41,162,209,957	38,771,433,027

100
Y
N
KH
NG
1 KIP

6. Selling Expenses (Code 24)	Current Period	Previous Period
- Costs of raw materials, supplies, and packaging	137,112,226,581	125,318,789,815
- Labor expense	825,160,102	792,045,226
- Depreciation of fixed assets	311,980,520	375,296,760
- Services from Outside	126,338,282,997	176,165,031,452
- Other expenses	1,187,841,254	2,426,713,854
Total	265,775,491,454	305,077,877,107

7. General and Administrative Expenses (Code 25)	Current Period	Previous Period
- Labor costs	7,090,285,338	6,489,302,845
- Depreciation of fixed assets	1,160,624,120	1,413,206,051
- Costs of materials and office tools and supplies	880,869,175	1,309,540,695
- Taxes, fees, and charges	42,169,938	56,495,129
- Provison/reversal of the salary provision fund	(5,901,000,000)	(167,674,054)
- Costs of outsourced services	3,845,125,695	4,921,227,592
- Other cash expenses	10,832,362,744	12,929,979,450
Total	17,950,437,010	26,952,077,708

8. Other Income	Current Period	Previous Period
- Income from selling scrap bags	99,811,636	
- Priority export difference of the corporation (contract 09+10)	495,346,034	
- Other income	72,843	26,387
Total	595,230,513	26,387

9. Other Expenses	Current Period	Previous Period
- Berthing fee for vessels awaiting to loading		99,200,000
- Compensation fee due to reduction in Group 62	825,548,100	
Other expenses	256	22,344,243
Total	825,548,356	121,544,243

10. PRODUCTION & OPERATION EXPENSES by Element	Current Period	Previous Period
<i>a. Costs of Raw Materials and Supplies</i>	<i>3,069,409,077,122</i>	<i>3,785,115,186,011</i>
- Expenses for purchasing goods for resale	1,314,837,634,491	2,336,102,370,906
- Expenses for direct raw materials	1,612,464,034,856	1,318,167,702,213
- Loss expenses (finished goods)	628,918,346	1,419,312,199
- Indirect Material Expenses (6272)	3,185,897,148	2,600,605,804
- Tool & Supplies Expenses (6273)	299,496,525	196,864,379
- Packaging & Material Expenses (6412)	137,112,226,581	125,316,471,815
- Supplies Expenses and Stationery & Office Expenses (6413 + 6423)	841,423,731	1,123,232,541
- Supplies Expenses (6422)	39,445,444	188,626,154
<i>b. Labor Costs</i>	<i>17,957,568,890</i>	<i>17,020,942,180</i>
- Labor expenses (622)	2,281,727,142	4,680,148,458
- Indirect labor expenses (6271)	7,760,396,308	5,059,445,651
- Costs of sales and administrative staff (6411 + 6421)	7,915,445,440	7,281,348,071
<i>c. Depreciation Expenses</i>	<i>14,898,346,637</i>	<i>15,099,662,027</i>
- Depreciation expenses – Fixed assets – Factory (627)	189,437,850	
- Depreciation expenses – Fixed assets – Business div	1,472,604,640	1,788,502,811
- Depreciation expenses – Account 632	13,236,304,147	13,311,159,216
<i>d. Outsourced Service Expenses</i>	<i>143,816,187,993</i>	<i>189,555,339,503</i>
- Outsourced service expense- Factory (6277)	13,632,779,301	8,469,080,459
- Allocated maintenance expense (6427)	-	
- Outsourced service expense - Business division (64	130,183,408,692	181,086,259,044
<i>e. Other Expenses in Cash</i>	<i>12,493,080,618</i>	<i>15,828,876,055</i>
- Other expenses in cash – Factory (6278)	430,706,682	415,687,622
- Other expenses in cash – Business division (6418 +	12,020,203,998	15,356,693,304
- Other expenses in cash – Business division (6425)	42,169,938	56,495,129
<i>f. Provision Expense</i>	<i>(5,901,000,000)</i>	<i>(167,674,054)</i>
Wage Provision (6426)	(5,901,000,000)	(167,674,054)
Total	3,252,673,261,260	4,022,620,005,776



11. Current Corporate Income Tax Expense	Current Period	Previous Period
- Corporate income tax expense calculated on current year taxable income	2,721,223,021	2,311,431,345
Total current corporate income tax expense (tax rate 20%)	2,721,223,021	2,311,431,345

12- Deferred Corporate Income Tax Expenses	Current Period	Previous Period
- Deferred corporate income tax expenses arising from taxable temporary differences		
- Deferred corporate income tax expenses arising from the reversal of deferred tax assets		
- Deferred corporate income tax income arising from unused tax losses and tax incentives		
- Total deferred corporate income tax expenses		

1700
 ỜNG T
 Ồ PH
 NHẬP K
 N GI
 - TÍNH

VII. ADDITIONAL INFORMATION FOR ITEMS PRESENTED IN THE CASH FLOW STATEMENT

1. Non-cash transactions affecting future cash flow statements	Current Period	Previous Period
<i>a. Purchase of assets by assuming related debts directly or through financial leasing transactions</i>		
- Acquisition of a business through the issuance of shares		
- Conversion of debt to equity		
- Other non-cash transactions		

VIII. OTHER INFORMATION.

1- Contingent liabilities, commitments and other financial information: none

2- Events occurring after the end of the accounting period: none

3- Information about related parties.

4-Presenting assets, revenue, and business results by segment (by business sector or geographical area) according to the provisions of Accounting Standard No. 28 "Segment reporting".

5- Comparison information.

6. Information on continuous operations:

The company continued to operate normally in the following years.

7. Other information.

* Explanation of business results for the first six months of 2025:

a. Actual output:

* Total consumption output of the whole company is as follows:

+ Export:

- Rice of all kinds: 186,610.755 tons
- Anchovies exported: 48.000 tons

+ Domestic:

- Food: 47,271.163 tons

In which:

- Finished products: 34,042.366 tons
 - White rice: 990.373 tons
 - Raw rice: 435.000 tons
 - Dry rice: 557.000 tons
- By-products + rice husk: 11,246.424 tons
- Gasoline, lubricants of all kinds: 10,670.718 m³
- Anchovies of all kinds: 94.001 tons
- Of which finished products: 38.851 tons

b. Export:

103,248,570.57 USD

+ Food:

103,012,870.57 USD

+ Anchovies:

235,700.00 USD

c. Sales revenue of 3 product lines:

3,313,383,129,657 VND

- Food:

3,123,269,393,669 VND

- Anchovies:

11,005,267,795 VND

- Gasoline:

179,108,468,193 VND

d. Analysis of business results by industry:

Company-wide business results:

Profit (+), Loss (-)

- Food: (+) 14,227,227,768 VND
- Anchovies: (-) 1,075,038,477 VND
- Petroleum business: (+) 453,925,816 VND
- + Total profit before tax: (+) 13,606,115,107 VND
- + Current corporate income tax: 2,721,223,021 VND
- + Total profit after tax: (+) 10,884,892,086 VND

PREPARER

CHIEF ACCOUNTANT

Nguyễn Thị Chúc Hà

Trần Thị Diệp

Rach Gia, July 18 2025
GENERAL DIRECTOR
CÔNG TY CỔ PHẦN
XUẤT NHẬP KHẨU
KIÊN GIANG
Đặng Thị Thanh Nguyệt

