

PERIODIC DISCLOSURE OF FINANCIAL STATEMENT

To: Ha Noi Stock Exchange

According to Clause 3, Article 14, Circular No. 96/2020/TT-BTC dated November 16th, 2020 of The Ministry of Finance providing guidelines on disclosure of information on securities market, DNA Investment Joint Stock Company submits the disclosure of Quarter II/2025 financial statement to Ha Noi Stock Exchange as follow:

1. Corporation's name: DNA Investment Joint Stock Company
 - Stock symbol: KSD
 - Address: Le Chan Street – Chau Son Industrial Park – Phu Ly City – Ha Nam (now as Le Chan Street, Chau Son Industrial, Chau Son Ward, Ninh Binh).
 - Telephone: 0226.384.8888-0226.384.0408
 - Fax: 0226.3850.869

2. Content of the disclosed information:

Quarter II/2025 financial statement:

☒ Separate financial statement (The listed organization does not have subsidiaries companies and its parent accounting unit has subordinate units)

☐ Consolidated financial statement (The listed organization has subsidiaries companies)

☐ Combined financial statement (The listed organization has affiliated accounting units with independent accounting systems)

- Cases require to explain the reasons:

+ The accredited audit organization issued a qualified opinion rather than an unqualified opinion on the financial statement (regarding the 2025 audited financial statement):

☐ Yes

☒ No

Explanation document in case of a qualified opinion:

☐ Yes

☐ No

+ Profit after tax for the reporting period varies by at least 5% before and after auditing, shifting from a loss to a profit or vice versa:

☐ Yes

☒ No

** This English translation is equivalent to and consistent with the original Vietnamese version. In case of any discrepancies or differences in interpretation between the Vietnamese and English versions, the Vietnamese version shall prevail.*



Explanation document in case of a qualified opinion:

☐ Yes

☐ No

+ Profit after tax in the financial statement of the reporting period varies by at least 10% compared to the same period last year:

☒ Yes

☐ No

Explanation document in case of a qualified opinion:

☒ Yes

☐ No

+ Profit after tax for the reporting period shows a loss, shifting from a profit in the same period of the previous year to a loss in this period, or vice versa:

☐ Yes

☒ No

Explanation document in case of a qualified opinion:

☐ Yes

☐ No

This information is disclosed on the company's website dated July 19, 2025 at:
<http://www.hangermetal.vn/>

3. Report on transaction with a value of 35% of total assets in 2025

In the case where the listed organization has transaction, it is required to fully report on the following contents:

- Transaction detail:
- Trading density/corporation's total assets (%) (according to the most recent annual financial statement):
- Transaction completion date:


We hereby commit that the information disclosed above is true and accurate, and we take full responsibility before the law for the content of the disclosed information.

DNA INVESTMENT JOINT STOCK COMPANY

Attached documents:

- Quarter II/2025 financial statement
- Explanation document of the variance in Profit after tax

Authorized person for information disclosure



BUI THI LOAN

** This English translation is equivalent to and consistent with the original Vietnamese version. In case of any discrepancies or differences in interpretation between the Vietnamese and English versions, the Vietnamese version shall prevail.*

FINANCIAL STATEMENTS
2th quarter of 2025
**DNA INVESTMENT JOINT STOCK
COMPANY**



DNA INVESTMENT JOINT STOCK COMPANY

Address: Le Chan Street, Chau Son Industrial Zone, Chau Son
Ward, Ninh Binh Province

Tel: 0226.3848888 Fax: 0226.3850869

Financial statements

2th Quarter of 2025 Fiscal year

Form No. B01 - DN (Issued under Circular No. 200/2014/TT-BTC
dated December 22, 2014, by the Ministry of Finance)

DN- BALANCE SHEET

As at 30st June 2025

Currency unit: VND

ASSETS	Code	Note	30/06/2025	01/01/2025
A. CURRENT ASSETS	100		84.516.703.092	84.962.194.583
I. Cash and cash equivalents	110	V.1	41.517.113.632	36.220.607.374
1. Cash	111		10.017.113.632	15.012.788.241
2. Cash equivalents	112		31.500.000.000	21.207.819.133
II. Short-term financial investments	120	V.2	-	-
1 Investments held to maturity	123			
III. Short-term receivables	130		37.411.669.097	41.386.500.188
1. Short-term trade receivables	131	V.3a	37.205.520.344	37.522.487.434
2. Short term advances to suppliers	132	V.4	8.782.004.715	5.004.088.716
3. Short-term loan receivables	135		-	-
4. Other short-term receivables	136	V.5	426.844.038	59.924.038
4. Short-term allowance for doubtful debts	137	V.6	(9.002.700.000)	(1.200.000.000)
8. Shortage of assets awaiting resolution	139		-	-
IV. Inventories	140	V.6	3.613.215.948	6.831.223.095
1. Inventories	141		3.613.215.948	6.831.223.095
2. Allowance for inventories	149		-	-
V. Other short-term assets	150		1.974.704.415	523.863.926
1. Short-term prepaid expenses	151	V.11a	7.705.548	12.030.872
2. Deductible VAT	152		1.966.998.867	511.833.054
3. Taxes and other receivables from the state	153	V.14b	-	-
B. NON-CURRENT ASSETS	200		53.288.399.537	37.579.552.063
I. Long-term receivables	210		-	-
1. Long-term receivables from customers	211	V.3b	-	-
2. Long-term advances to suppliers	212		-	-
II. Fixed assets	220		32.394.362.523	33.841.409.325
1. Tangible fixed assets	221	V.7	32.394.362.523	33.841.409.325
- Costs	222		83.766.681.399	83.423.399.339
- Accumulated depreciation	223		(51.372.318.876)	(49.581.990.014)
III. Investment property	230		-	-
III. Long-term unfinished assets	240	V.9	17.453.992.751	277.762.800
1. Cost of construction in progress	242		17.453.992.751	277.762.800
IV. Long-term financial investments	250	V.2	-	-
V. Other long-term assets	260		3.440.044.263	3.460.379.938
1. Long-term prepayments	261	V.11b	3.440.044.263	3.460.379.938
TOTAL ASSETS	270		137.805.102.629	122.541.746.646


DN- BALANCE SHEET

As at 30st June 2025

Currency unit: VND

RESOURCES	Code	Note	30/06/2025	01/01/2025
C. LIABILITIES	300		25,580,597,725	2,325,371,898
I. Current liabilities	310		25,355,597,725	2,325,371,898
1. Short-term payables to suppliers	311	V.11	231,284,693	240,512,768
2. Short-term advances from customers	312	V.12a	-	100,000,000
3. Taxes and other payables to the State	313	V.13a	2,812,443	2,520,282
4. Payables to employees	314			
5. Short-term accruals	315	V.14	-	36,944,444
6. Short-term unearned revenue	318	V.15	2,870,822,785	1,456,263,668
7. Other short-term payables	319	V.16	93,749,373	3,553,868
8. Short-term loans and finance lease liabilities	320	V.8	22,156,928,431	485,576,868
II. Non-current liabilities	330		225,000,000	-
D. OWNER'S EQUITY	400		112,224,504,904	120,216,374,748
I. Owner's equity	410	V.17	112,224,504,904	120,216,374,748
1. Contributions from owners	411		120,000,000,000	120,000,000,000
- Ordinary shares with voting rights	411a		120,000,000,000	120,000,000,000
- Preference shares	411b		-	-
2. Development investment funds	418		100,000,000	100,000,000
3. Undistributed post-tax profits	421		(7,875,495,096)	116,374,748
- Undistributed post-tax profits accumulated by th	421a		116,374,748	829,960,952
- Undistributed post-tax profits of current period	421b		(7,991,869,844)	(713,586,204)
4. Capital expenditure fund	422		-	-
II. Funding and other funds	430		-	-
TOTAL RESOURCES	440		137,805,102,629	122,541,746,646

PREPARER



Nguyen Manh Khue

CHIEF ACCOUNTANT



Nguyen Hong Tuan

Ninh Binh, 18st July 2025

GENERAL DIRECTOR



Bui Viet Vuong

DN- INTERIM STATEMENT OF PROFIT OR LOSS

2TH QUARTER/2025


ITEMS	Code	Note	This quarter of the current year	This quarter of the previous year	Cumulative figures from the beginning of the year to the end of this quarter (Current year)	Cumulative figures from the beginning of the year to the end of this quarter (Previous year)
1. Gross revenue from goods sold and services rendered	01	VI.1	8,063,777,286	11,788,961,285	19,435,459,895	21,163,044,588
2. Deductions	02		-	-	-	-
3. Net revenue from goods sold and services rendered (10 = 01 - 02)	10	VI.2	8,063,777,286	11,788,961,285	19,435,459,895	21,163,044,588
4. Cost of goods sold and services rendered	11	VI.3	7,754,847,953	10,535,732,338	17,643,721,785	19,302,777,608
5. Gross profit from goods sold and services rendered (20 = 10 - 11)	20		308,929,333	1,253,228,947	1,791,738,110	1,860,266,980
6. Financial income	21	VI.4	620,024,917	172,975,156	705,324,005	254,498,648
7. Financial expense	22	VI.5	62,816,547	278,328,831	72,604,052	353,998,010
- In which: Interest expense	23					
8. Phần lãi hoặc lỗ trong công ty liên doanh, liên kết	24			0		0
8. Selling expenses	25	VI.6a	158,855,750	198,639,784	465,150,115	270,953,434
9. General and administration expenses	26	VI.6b	8,907,894,920	1,123,996,350	9,951,177,792	2,375,202,201
10. Net operating profit {30 = 20 + (21 - 22) - (25 + 26)}	30		(8,200,612,967)	(174,760,862)	(7,991,869,844)	(885,388,017)
11. Other income	31	VI.8	0	7,000,000,000		7,004,010,068
12. Other expense	32	VI.9	0	8,651,349,553		8,651,592,767
13. Other profit/ (losses) (40 = 31 - 32)	40		-	(1,651,349,553)	-	(1,647,582,699)
14. Accounting profit/ (losses) before tax (50=30+40)	50		(8,200,612,967)	(1,826,110,415)	(7,991,869,844)	(2,532,970,716)
15. Current corporate income tax expense	51	VI.11	0	33,550,476		
16. Net profit after corporate income tax expense	60		(8,200,612,967)	(1,859,660,891)	(7,991,869,844)	(2,532,970,716)
17. Basic earnings per share	70	VI.12	(683.38)	(155)	(665.99)	(211)
18. Diluted earnings per share	71	VI.13	(683.38)	(155)	(665.99)	(211)

PREPARER




Nguyen Manh Khue

CHIEF ACCOUNTANT



Nguyen Hong Tuan



Bui Viet Vuong

DNA INVESTMENT JOINT STOCK COMPANY

Address: Le Chan Street, Chau Son Industrial Zone, Chau Son
Ward, Ninh Binh Province

Financial statements

2th quarter of 2025 Fiscal year

DN- STATEMENT OF CASH FLOWS - DIRECT METHOD - QUARTER

Form No. B02 - DN (Issued under Circular No.
200/2014/TT-BTC dated December 22, 2014, by
the Ministry of Finance)

2th quarter of 2025

Currency unit: VND

ITEMS	Code	Note	Cumulative figures from the beginning of the year to the end of this quarter (Current year)	Cumulative figures from the beginning of the year to the end of this quarter (Previous year)
I.CASH FLOWS FROM OPERATING ACTIVITIES				
1. Proceeds from goods sold, services rendered and other revenue	01		29,138,424,595	40,632,812,658
2. Expenditures paid to suppliers	02		(20,794,768,425)	(25,106,938,215)
3. Expenditures paid to employees	03		(1,885,707,046)	(2,138,618,176)
4. Interest paid on loans	04		(65,554,830)	(113,471,909)
5. Corporate income tax paid	05			(171,732,294)
6. Other cash inflows from operating activities	06		21,032,083	498,328,483
7. Other cash outflows on operating activities	07		(709,548,409)	(553,175,209)
Net cash flows from operating activities	20		5,703,877,968	13,047,205,338
II.CASH FLOWS FROM INVESTMENT ACTIVITIES				
1. Acquisition and construction of fixed assets and other long-term assets	21		-	-
2. Proceeds from sale, disposal of fixed assets and other long-term assets	22			
3. Cash outflow for lending, buying debt instruments of other entities	23		(16,500,000,000)	(7,000,000,000)
4. Cash recovered from lending, selling debt instruments of other entities	24		6,207,819,133	3,000,000,000
5. Interest earned, dividends and profits received	27		78,205,158	30,536,336
Net cash flows from investing activities	30		(10,213,975,709)	(3,969,463,664)
III. CASH FLOWS FROM FINANCIAL ACTIVITIES				
1. Proceeds from borrowings	33			
2. Repayment of borrowings	34		(485,576,868)	(10,223,711,159)
Net cash flows from financing activities	40		(485,576,868)	(10,223,711,159)
Net increase/(decrease) in cash for the year(50=20+30+40)	50		(4,995,674,609)	(1,145,969,485)
Cash and cash equivalents at the beginning of the year	60		15,012,788,241	15,012,788,241
Effects of changes in foreign exchange rates	61			
Cash and cash equivalents at the end of the year (70 = 50+61)	70	V.1	10,017,113,632	13,866,818,756

PREPARER



Nguyen Manh Khue

CHIEF ACCOUNTANT



Nguyen Hong Tuan

Ninh Binh, 18st July 2025

GENERAL DIRECTOR



Bui Viet Vuong

I. CHARACTERISTICS OF THE COMPANY'S OPERATIONS

1. Establishment

The Southeast Asia Hamico Export Joint Stock Corporation was established based on the conversion from Southeast Asia LLC. The Southeast Asia Hamico Export Joint Stock Corporation was renamed to DNA Investment Joint Stock Company according to Resolution No. 09/2014/KSD/NQ-HĐQT dated November 3, 2014, by the Board of Directors. The company operates under Business Registration Certificate No. 0700.212.810 dated September 29, 2009, with the 10th amendment registered on February 25, 2015, issued by the Department of Planning and Investment of Ha Nam Province.

Ownership structure

The company is a joint-stock company.

2. Business sector

The main business activities of the Company in 2th Quarter/2025 are the production of coat hangers, pants hangers for export, and leasing of factory premises.

3. Business activities

The business activities of the company, as per the business registration certificate, include:

- Manufacturing household electrical appliances: rice cookers, refrigerators, washing machines;
- Aquaculture, forestry, fruit tree cultivation;
- Freight transport by road;
- Manufacturing other wood products, products made from bamboo, rattan, straw, hay, and braided materials;
- Trading metals, metal ores;
- Wholesale of household goods: rice cookers, refrigerators, washing machines, refrigeration, electrical and mechanical appliances, household equipment;
- Wholesale of other construction materials and installation equipment;
- Short-term accommodation services;
- Restaurants and mobile catering services;
- Manufacturing products: refrigeration, electrical, mechanical appliances, and other household goods;
- Import and export of goods: refrigeration, electronics, electrical, mechanical appliances, equipment, materials, household goods, and products from mining and processing minerals for the company's business operations;
- Landscape, bonsai, park, and zoo services;
- Ecotourism services;
- Manufacturing products: machinery, metal products, electrostatic paint, metal plating;
- Manufacturing and processing of metal "METAL HANGERS" for clothes;
- Production of insulation foam and packaging foam;
- Manufacturing and processing of natural and industrial wood products;
- Mining and processing minerals;
- Leasing factory premises for office space and production workshops;
- Leasing warehouses and equipment;
- Buying and selling cars, motorcycles, and bicycles.

3. Business activities (continued)

- Buying and selling fabrics, ceramics, and mechanical industry materials;

- Trading activities: alcohol, beer, confectionery;
- Buying and selling processed wood, coal, ores, scrap metal; Import and export of minerals, steel;
- Import and export, buying and selling machinery, equipment, and materials, spare parts for industrial and agricultural mac
- Import and export, and buying and selling metal products and metal ores;
- Manufacturing and processing of nylon bags and export packaging;
- Buying, selling, importing, and exporting motorcycles, motorized vehicles, and parts of all kinds;
- Buying, selling, importing, and exporting automobiles and automobile parts of all types.

English name: DNA INVESTMENT JOINT STOCK COMPANY

Stock code: KSD

Head office: Le Chan Street, Chau Son Industrial Zone, Chau Son Ward, Phu Ly City, Ha Nam Province.

4. Normal production and business cycle

The company's production and business cycle lasts for 12 months, following the normal fiscal year, starting from January 1st to December 31st each year.

5. The characteristics of the company's operations during the fiscal year have an impact on the financial statements

None.

6. Statement on the comparability of information in the financial statements

The selection of data and information to be presented in the financial statements is made according to the principle of comparability between corresponding accounting periods.

II. ACCOUNTING PERIOD, CURRENCY UNIT USED IN ACCOUNTING

1. Accounting period

The company's accounting period starts on January 1st and ends on December 31st each year.

2. Currency unit used in accounting

Vietnamese Dong (VND) is used as the currency unit for accounting records.

III. APPLICABLE ACCOUNTING STANDARDS AND REGULATIONS

1. Applicable accounting standards

The company applies the Vietnamese Enterprise Accounting System as guided by Circular No. 200/2014/TT-BTC issued by the Ministry of Finance on December 22, 2014, and Circular No. 53/2016/TT-BTC on March 21, 2016, which amends and supplements certain provisions of Circular No. 200/2014/TT-BTC issued by the Ministry of Finance.

2. Statement of compliance with accounting standards and regulations

We have performed the accounting work of preparing and presenting the financial statements in accordance with Vietnamese accounting standards, the Vietnamese enterprise accounting system, and relevant legal regulations. The financial statements have been presented fairly and reasonably, reflecting the financial position, business results, and cash flows of the company.

The selection of data and information to be disclosed in the Notes to the Financial Statements has been made according to the materiality principle as specified in Vietnamese Accounting Standard No. 21 'Presentation of Financial Statements.

IV. APPLICABLE ACCOUNTING POLICIES

1. Changes in accounting policies and disclosures

The accounting policies used by the company to prepare the financial statements for the current year are consistent with the policies applied in preparing the financial statements for the fiscal year ending December 31, 2024.

2. Exchange rates applied in accounting

The company converts foreign currency into Vietnamese Dong based on the actual transaction exchange rate and the exchange rate recorded in the accounting books.

Principle for determining the actual transaction exchange rate

All foreign currency transactions arising during the period (foreign currency purchases and sales, capital contributions or received capital contributions, recognition of receivables and payables, asset purchases or expenses paid in foreign currency) are recorded based on the actual transaction exchange rate at the time of the transaction, as provided by the serving bank.

The year-end balances of monetary items (cash, cash equivalents, receivables, and payables, excluding prepaid amounts to suppliers, advance payments from customers, prepaid expenses, deposits, and deferred revenue) in foreign currencies are revalued based on the actual exchange rate published at the time the financial statements are prepared.

Exchange rate differences arising during the year from foreign currency transactions are recognized in the business results. The exchange rate differences from revaluing monetary items in foreign currencies at the end of the fiscal year, after offsetting the increase and decrease differences, are recognized in the business results.

Principle for determining the exchange rate recorded in the accounting books

When recovering receivables, deposits, or settling payables in foreign currency, the company uses the actual exchange rate recorded in the accounting books.

When making payments in foreign currency, the company uses the moving weighted average exchange rate recorded in the accounting books.

3. Principle for recognizing cash and cash equivalents

Cash includes cash on hand and demand deposits with banks.

Cash equivalents include term deposits and short-term investments with original maturities of three months or less from the investment date, which are highly liquid, easily convertible into a known amount of cash, and involve minimal risk in converting to cash.

4. Principles of accounting for financial investments

The company's financial investments include savings deposits at banks, recorded at historical cost. Fixed-term deposits with maturities greater than 3 months and up to 12 months are classified as short-term, while those exceeding 12 months are classified as long-term.

5. Principles of recognizing trade receivables and other receivables

Principles of recognizing trade receivables: Receivables are recognized at historical cost minus provisions for doubtful

Receivables are classified as either trade receivables or other receivables depending on the nature of the transaction or the relationship between the company and the debtor.

Provisioning for doubtful receivables: Provisions for doubtful debts are estimated for the portion of receivables and investments that are impaired, such as overdue receivables that are unlikely to be recoverable due to bankruptcy, dissolution, disappearance, or absconding by the debtor.

6. Principles of recognizing inventory

Principles of recognizing inventory: Inventory is recognized at historical cost, minus provisions for inventory obsolescence or impairment.

The method for valuing inventory is the weighted average cost method.

Inventory accounting method: Inventory is accounted for using the perpetual inventory system.

The method of establishing provision for inventory impairment: Provisions for inventory obsolescence are made when the net realizable value of inventory is lower than its historical cost. The net realizable value is the estimated selling price minus the estimated costs to complete and sell the product.

7. Principles of recognizing and depreciating fixed assets

7.1 Principles of recognizing tangible fixed assets

Tangible fixed assets are recognized at historical cost minus accumulated depreciation. Historical cost includes all costs necessary to acquire and bring the asset into a state ready for use. Subsequent costs are capitalized if they are expected to result in future economic benefits. Otherwise, they are recognized as expenses.

When fixed assets are sold or disposed of, the original cost and accumulated depreciation are written off, and any gain or loss arising from the disposal is recognized in the income or expense of the period.

7.2 Depreciation method for fixed assets

Fixed assets are depreciated using the straight-line method over their estimated useful life.

The estimated useful life of assets is as follows:

<i>Buildings and structures</i>	<i>5 - 50 years</i>
<i>Machinery and equipment</i>	<i>3 - 20 years</i>
<i>Vehicles and transportation</i>	<i>4 - 30 years</i>
<i>Management equipment and tools</i>	<i>5 - 10 years</i>

8. Principles of recognizing construction in progress

Construction in progress is recognized at cost. This cost includes all necessary expenses to acquire new fixed assets, build new ones, or repair, renovate, expand, or re-equip the technical infrastructure of the project, such as installation costs and equipment costs.

These costs are transferred to increase assets when the project is completed, the overall acceptance has been finalized, and the asset is handed over and ready for use.

9. Principles of recognizing prepaid expenses

Prepaid expenses at the company include expenses that have already been incurred but are related to business activities over multiple accounting periods. The company's prepaid expenses include the following: insurance premiums, tools and equipment, fixed asset repair costs, land preparation costs for construction, etc...

The method for allocating prepaid expenses: Prepaid expenses are calculated and allocated to business production costs each period using the straight-line method. Based on the nature and extent of each type of expense, the allocation period is as follows: short-term prepaid expenses are allocated within 12 months; long-term prepaid expenses are allocated over 13 to 36 months. Specifically, land preparation costs for construction are gradually allocated to the expense category in the accounting period with an allocation period of 50 years (corresponding to the land lease period).

10. Principles of recognizing payables

Liabilities are recognized at their nominal value and are not recorded lower than the amounts owed.

The company classifies liabilities as payable to vendors, payable to employees, other payables, etc., depending on the nature of the transaction or the relationship between the company and the party to whom payment is owed.

Liabilities are tracked in detail by the due date, the party to whom payment is owed, the type of foreign currency liability (including revaluation of liabilities that meet the definition of foreign currency-denominated monetary items), and other factors as required for the company's management needs.

At the time of preparing the financial statements, the company immediately recognizes a liability when there is evidence of a loss that is likely to occur, in accordance with the prudence principle.

11. Principle of recognizing accrued expenses

Accrued expenses: These are recognized for expenses related to business operations during the period, but payment has not yet been made because an invoice has not been received or the necessary documentation and accounting records are incomplete. These expenses are recorded as operating expenses in the financial period, such as expenses for other services used, etc...

12. Principle of recognizing unearned revenue

Unearned revenue is recognized when products or services have been provided to customers, but the transaction involves multiple accounting periods, and the customer has made partial or full payment for the products or services that are related to these multiple accounting periods.

12. Principle of recognizing unearned revenue (continued)

Unearned revenue includes the amounts paid in advance by customers for one or more accounting periods for asset leasing; interest received in advance for loans or purchasing debt instruments; the difference between the selling price for installment or deferred payment sales and the price for immediate payment; and revenue corresponding to the value of goods, services, or discounts to customers in traditional customer programs.

Unearned revenue is allocated based on the principle that matches the revenue for each fiscal year.

13. Principles for recognizing equity

Owner's investment capital: Recognized according to the actual capital contributed by the owner.

Share premium: Recognized based on the increase in capital from issuing shares above par value and the increase or decrease in capital from the repurchase and reissuance of treasury shares.

Retained earnings: The amount of profit from the company's operations after deducting corporate income tax for the current year and any adjustments for retroactive changes in accounting policies or corrections of material errors from previous years.

Profit distribution: Profits are distributed according to the company's charter and the profit distribution plan approved by the General Shareholders' Meeting.

Increase or decrease in charter capital: Implemented based on the resolution of the annual General Shareholders' Meeting.

14. Principles and methods for recognizing revenue and other income**Principles and methods for recognizing sales revenue**

Sales revenue is recognized when all of the following five conditions are met:

1. The company has transferred most of the risks and rewards related to the ownership of the product or goods to the buyer;
2. The company no longer retains control over the goods as an owner or has control over the goods;
3. The revenue can be determined with reasonable certainty. When the contract allows the buyer to return purchased products or goods under specific conditions, the company should only recognize revenue when those specific conditions no longer exist, and the buyer has no right to return the products or goods (except for returns under exchanges for other goods or services);
4. The company has or will receive economic benefits from the sale transaction;
5. The costs related to the sales transaction can be determined.

Principles and methods for recognizing service revenue

Revenue from service transactions is recognized when the outcome of the transaction can be reliably determined. In cases where the service transaction spans multiple periods, revenue is recognized in the period based on the portion of the work completed as of the date of the Balance Sheet for that period. Service revenue is recognized when all four (4) of the following conditions are met: 1. Revenue can be determined with reasonable certainty. When the contract allows the buyer to return the purchased service under specific conditions, revenue should only be recognized when those conditions no longer exist and the buyer has no right to return the service provided; 2. The company has or will receive economic benefits from the service transaction; 3. The portion of work completed as of the date of the Balance Sheet can be determined; 4. The costs incurred for the transaction and the costs to complete the service transaction can be determined.

Principles and methods for recognizing service revenue (continued)

If the outcome of the contract cannot be reliably determined, revenue will only be recognized to the extent that the costs incurred can be recovered.

Principles and methods for recognizing financial revenue

Financial revenue reflects income from interest, other financial revenues of the enterprise (investments in subsidiaries, other capital investments, foreign exchange gains, etc.).

Revenue arising from interest, royalties, dividends, and profits distributed by the company is recognized when both of the following conditions are met: 1. It is probable that economic benefits will be received from the transaction; 2. The revenue can be reasonably measured.

- Interest income is recognized based on the time and actual Interest rate for each period.

- Dividends and profits are recognized when shareholders have the right to receive dividends or when capital contributors are entitled to profits from their investments.

When it becomes impossible to recover an amount previously recognized as revenue, the uncollectible or uncertain amount must be accounted for as an expense in the period, without reducing the revenue.

15. Principles and methods for recognizing the cost of goods sold

The cost of goods sold reflects the cost of the products, goods, or services sold during the period. The cost of goods sold is recognized at the time the transaction occurs or when it is reasonably certain that it will occur in the future, regardless of whether the payment has been made or not. The cost of goods sold and the revenue it generates are recognized simultaneously based on the matching principle.

16. Principles and methods for recognizing financial expense

The costs recognized as financial expenses include: interest expenses on loans, and losses arising from exchange rate fluctuations related to foreign currency transactions.

These financial expenses are recognized in detail for each type of cost when they actually occur during the period and can be reliably determined when sufficient evidence of these expenses is available.

17. Principles and methods for recognizing current and deferred corporate income tax expenses

The corporate income tax expense includes current corporate income tax expenses and deferred corporate income tax expenses that arise during the year as the basis for determining the after-tax business results of the company for the current fiscal year.

Current corporate income tax expense is the amount of corporate income tax payable based on taxable income for the year and the applicable corporate income tax rate.

Deferred corporate income tax expense refers to the amount of corporate income tax that will be paid in the future, arising from the recognition of deferred tax liabilities during the year and the reversal of deferred tax assets that were recognized in previous years. The company does not reflect deferred tax assets or deferred tax liabilities arising from transactions that are directly recognized in shareholders' equity.

Deferred corporate income tax expense is determined based on the temporary differences that are deductible, taxable temporary differences, and the corporate income tax rate.

The determination of the company's corporate income tax is based on current tax regulations. However, the final determination of corporate income tax is subject to the results of audits by the competent tax authorities.

18. Principles for recognizing earnings per share

Basic EPS is calculated by dividing the profit or loss attributable to the holders of common shares of the company, after deducting the portion allocated for the bonus and welfare fund accrued during the period, by the weighted average number of common shares outstanding during the period.

Diluted EPS is calculated by dividing the profit or loss attributable to the holders of common shares of the company (after adjusting for dividends on convertible preferred shares) by the weighted average number of common shares outstanding during the period, along with the weighted average number of potential common shares that would be issued if all potential dilutive common shares were converted into common shares.

19. Financial instruments

Initial recognition

Financial assets

According to Circular No. 210/2009/TT-BTC dated November 6, 2009 ("Circular 210"), financial assets are classified appropriately for the purpose of disclosure in the financial statements, including financial assets measured at fair value through the income statement, loans and receivables, held-to-maturity investments, and available-for-sale financial assets. The company decides on the classification of these financial assets at the time of initial recognition.

At the time of initial recognition, financial assets are recognized at cost, including directly related transaction costs.

The company's financial assets include cash and cash equivalents, receivables from customers, and other receivables.

Financial liabilities

Financial liabilities, as defined by Circular 210, for the purpose of disclosure in the financial statements, are classified appropriately as financial liabilities recognized through the income statement or financial liabilities measured at amortized cost. The company determines the classification of financial liabilities at the time of initial recognition.

All financial liabilities are initially recognized at cost, including any directly related transaction costs.

The company's financial liabilities include payables to suppliers, accrued expenses, loans, and debts.

Subsequent measurement

Currently, there is no requirement to remeasure the value of financial instruments after initial recognition.

Offsetting financial instruments

Financial assets and financial liabilities are offset, and the net amount is presented in the financial statements if, and only if, the company has a legally enforceable right to offset the recognized amounts and intends to settle on a net basis or to realize the asset and settle the liability simultaneously.

20. Related parties

Related parties are businesses or individuals, directly or indirectly through one or more intermediaries, that have control over or are controlled by the company. This includes affiliates, individuals who directly or indirectly hold voting rights and have significant influence over the company, key management personnel such as the CEO, the Board of Directors, and close family members of these individuals or affiliated entities. In considering each relationship between related parties, the substance of the relationship is emphasized rather than its legal form.

21. Other accounting principles and methods

Value Added Tax: The company is registered for VAT under the deduction method.

Other Taxes and Fees: Other taxes and fees are handled in accordance with the current tax and fee regulations of the govern

V. SUPPLEMENTARY INFORMATION FOR ITEMS PRESENTED IN THE BALANCE SHEET

1. Cash and cash equivalents

	30/06/2025	01/01/2025
	VND	VND
Cash	10.017.113.632	15.012.788.247
<i>Vietnamese Dong cash</i>	<i>887.985.918</i>	<i>1.354.312.552</i>
<i>Cash in banks</i>	<i>9.129.127.714</i>	<i>13.658.475.695</i>
<i>+ VND cash in banks</i>	<i>9.099.694.990</i>	<i>13.630.294.225</i>
<i>- Asia NCB</i>	<i>7.500.000</i>	
<i>- Vietnam Joint Stock Commercial Bank for Investment and Development - Ha Nam Branch</i>	<i>8.843.624.792</i>	<i>10.811.031.887</i>
<i>- Vietnam Joint Stock Commercial Bank for Industry and Trade - Ha Nam Branch</i>	<i>242.739.006</i>	<i>2.812.113.676</i>
<i>Asia Commercial Joint Stock Bank - Ha Nam Branch</i>		<i>290.521</i>
<i>- Orient Commercial Joint Stock Bank - Ha Nam Branch</i>		<i>1.026.949</i>
<i>- Saigon-Ho Chi Minh City Development Joint Stock Commercial Bank</i>	<i>5.831.192</i>	<i>5.831.192</i>
<i>+ USD cash in banks</i>	<i>29.432.724</i>	<i>28.181.470</i>
<i>- Asia Commercial Bank - Ha Nam Branch</i>		<i>3.914.163</i>
<i>- Vietnam Joint Stock Commercial Bank for Investment and Development - Ha Nam Branch</i>	<i>24.557.498,00</i>	<i>18.952.687</i>
<i>- Vietnam Joint Stock Commercial Bank for Industry and Trade - Ha Nam Branch</i>	<i>4.875.226</i>	<i>5.314.620</i>
Cash equivalents	31.500.000.000	21.207.819.133
Deposits with a term of 3 months or less	-	-
Total	41.517.113.632	36.220.607.380

DNA INVESTMENT JOINT STOCK COMPANY
NOTES TO THE FINANCIAL STATEMENTS

Mẫu số B 09 - DN

2th quarter of 2025

Currency unit: VND

	30/06/2025	01/01/2025
	VND	VND
2. Short-term investments		
Fixed-time deposits	31.500.000.000	21.207.819.133
Total	31.500.000.000	21.207.819.133

3. Trade receivables

	30/06/2025		01/01/2025	
	Value	Provision	Value	Provision
a. Short-term	37.205.520.344	9.002.700.000	37.522.487.434	-
A.S.C.T (Cambodia) Co., Ltd	24.034.634.459	-	25.031.001.625	-
Nguyen Duc Nhuan	9.002.700.000	9.002.700.000	9.002.700.000	-
Tung Tan Plastic Limited Company	194.212.589	-	3.000.000.000,00	-
Dream Plastic Company Limited	874.160.000	-	2.563.920	-
Other customers	3.099.813.296	-	486.221.889	-
Total	37.205.520.344	9.002.700.000	37.522.487.434	-

4. Advance payments for suppliers

	30/06/2025		01/01/2025	
	Value	Provision	Value	Provision
a. Short-term	8.782.004.714	-	5.004.088.716	-
Domestic Supplier				
Nam Phat Construction and Trading Company Limited	800.000.000	-		-
Hung Thinh Notebook Paper Printing Joint Stock Company	229.999.546	0		-
GSL International Joint Stock Company	668.698.440	0	3.751.000.000	-
Nguyen Van Hao	458.978.500	0		-
		-	862.978.500	-
24h Fire Protection and Electronic Security Company Limited	250.000.000	-	250.000.000	-
Prepaid to other suppliers	6.374.328.228	-	140.110.216	-
Total	8.782.004.714	-	5.004.088.716	-

5. Other receivables

	30/06/2025		01/01/2025	
	Value	Provision	Value	Provision

NOTES TO THE FINANCIAL STATEMENTS

2th quarter of 2025

Currency unit: VND

a. Short-term	426.844.038	-	59.924.038	-
- Other receivables	-	-	-	-
Receivables from other parties	-	-	-	-
- Advances	426.844.038	-	59.924.038	-
Total	426.844.038	-	59.924.038	-

6. Inventories

	30/06/2025		01/01/2025	
	Value	Provision	Value	Provision
Materials	2.581.577.304	-	3.581.840.271	-
Work in progress	4	-	4	-
Finished goods	1.031.638.640	-	2.227.723.700	-
Merchandise		-	1.021.659.120	-
Total	3.613.215.948	-	6.831.223.095	-

DNA INVESTMENT JOINT STOCK COMPANY
NOTES TO THE FINANCIAL STATEMENTS

2th quarter of 2025

Mẫu số B 09 - DN

Currency unit: VND

7. INCREASE AND DECREASE IN TANGIBLE FIXED ASSETS

Items	Buildings and structures	Machinery and equipment	Transportation vehicles	Management tools and	Total
I. Historical cost					
Opening balance	44.161.040.991	14.429.729.980	24.801.497.247	31.131.121	83.423.399.339
Increase in the period	65.519.260	277.762.800	-	-	343.282.060
- <i>Increase in the period</i>	65.519.260	277.762.800	-	-	343.282.060
Decrease in the period					
- <i>Liquidation, sale or disposition</i>					-
Reclassification					-
Closing balance	44.226.560.251	14.707.492.780	24.801.497.247	31.131.121	83.766.681.399
II. Accumulated depreciation					
Opening balance	25.276.203.220	10.227.019.067	14.946.772.793	31.131.121	50.481.126.201
Increase in the period	425.738.721	210.163.239	255.290.715		891.192.675
- <i>Depreciation in the period</i>	425.738.721	210.163.239	255.290.715		891.192.675
Decrease in the period					
- <i>Liquidation, sale or disposition</i>					-
Reclassification					-
Closing balance	25.701.941.941	10.437.182.306	15.202.063.508	31.131.121	51.372.318.876
III. Remaining value					
1. At the begin of the year	18.884.837.771	4.202.710.913	9.854.724.454		32.942.273.138
2. At the end of the year	18.524.618.310	4.270.310.474	9.599.433.739		32.394.362.523

DNA INVESTMENT JOINT STOCK COMPANY

Address: Le Chan Street, Chau Son Industrial Zone, Chau Son Ward, Phu Ly City, Ha Nam Province

NOTES TO THE INTERIM FINANCIAL STATEMENTS (continued)
2th Quarter of 2025

Form No. B 09a - DN

8 . LOANS AND FINANCIAL LEASE LIABILITIES

a) Loans	30/06/2025		During the period		31/03/2025	
	Value	Amount with the ability to repay	Increase	Decrease	Value	Amount with the ability to repay
Short-term loans	4.302.786.520	4.302.786.520	1.128.224.815	-	15.123.320.965	15.123.320.965
<i>Short-term bank loans</i>	4.302.786.520	4.302.786.520	1.128.224.815	-	15.123.320.965	15.123.320.965
- Vietnam Joint Stock Commercial Bank for Investment and Development - Ha Nam Branch (1)	4.302.786.520	4.302.786.520	1.128.224.815		3.174.561.705	3.174.561.705
NBC Bank	17.854.141.911	17.854.141.911	5.905.382.651		11.948.759.260	11.948.759.260
Long-term loans	-	-	-		-	-
Total	22.156.928.431	22.156.928.431	7.033.607.466	-	15.123.320.965	15.123.320.965

DNA INVESTMENT JOINT STOCK COMPANY
NOTES TO THE FINANCIAL STATEMENTS

Mẫu số B 09 - DN

2th quarter of 2025

Currency unit: VND

9 Long-term work in progress

	30/06/2025		01/01/2025	
	Value	Provision	Value	Provision
a. Construction in progress	17.453.992.751	-	277.762.800	-
Purchasing machinery and equipment		-	277.762.800	-
Total	17.453.992.751	-	277.762.800	-

10 Prepaid expenses

	30/06/2025	01/01/2025
Short-term		
Long-term		
Total	0	0

11 Trade payables

	30/06/2025		01/01/2025	
	Value	Amount with the ability to repay	Value	Amount with the ability to repay
a. Short-term	231.284.693	231.284.693	240.512.768	240.512.768
Ha Nam Electricity Company	206.890.503	206.890.503	-	-
LKK Vietnam Limited Company	16.283.190	16.283.190	35.783.191,00	35.783.191,00
IR Law Limited Company			64.800.000	64.800.000
Thanh Vinh Metals and Machinery Joint Stock Company	-	-		
Other customers	8.111.000	8.111.000	139.929.577	139.929.577
b. Long-term	-	-	-	-
Total	231.284.693	231.284.693	240.512.768	240.512.768

2th quarter of 2025

Mẫu số B 09 - DN

Currency unit: VND

a. Short-term

Era Electronic Technology Co., Ltd.	-	100.000.000
Nguyen Van Hao		100.000.000
24h Fire Prevention and Electronic Security Limited Company		
Duc Canh Steel Limited Company		
Other customers		
Total	-	100.000.000

**Amount payable
at the beginning
of the period**

	the period	the period	the end of the
Value Added Tax			
Corporate Income Tax	1.225.287.102	1.225.287.102	-
Personal Income Tax	2.520.282	9.216.510	-
Property Tax, Land Rent Tax		8.924.349	2.812.443
Taxes, fees, and other payable amounts		164.340.000	-
	-		-
Total	2.520.282	1.398.843.612	1.398.551.451
			2.812.443
Receivables			
Value Added Tax	(511.833.054)	1.225.287.102	2.680.452.915
			(1.966.998.867)
Total	(511.833.054)	1.225.287.102	2.680.452.915
			(1.966.998.867)

a. Short-term

Audit fee	-	36.944.444
Long-term	-	36.944.444
Cộng	-	-
	-	36.944.444

a. Short-term

Revenue from leasing premises		
Total	2.870.822.785	1.456.263.668
Other payables	2.870.822.785	1.456.263.668

16. Other payables

a. Short-term	30/06/2025	01/01/2025
Social insurance	-	93.749.373
Unemployment insurance	3.553.868	-
Total	3.553.868	93.749.373

DNA INVESTMENT JOINT STOCK COMPANY
NOTES TO THE FINANCIAL STATEMENTS

Mẫu số B 09 - DN

2th quarter of 2025

Currency unit: VND

17. Owner's equity

a. Statement of Changes in Equity

Items	Contributions from owners	Development investment fund	Undistributed profit after tax	Total
Opening balance	120.000.000.000	100.000.000		120.100.000.000
Profit of the previous year	-	-	116.374.748	116.374.748
Closing balance of the previous	120.000.000.000	100.000.000	116.374.748	120.216.374.748
Opening balance	120.000.000.000	100.000.000	116.374.748	120.216.374.748
Contribution	-	-	-	-
Profit of the period	-	-	(7.991.869.844)	(7.991.869.844)
Other increases	-	-	-	-
Other decreases	-	-	-	-
Closing balance	120.000.000.000	100.000.000	-7.875.495.096	112.224.504.904

b. Details of owner's equity contribution

	Equity contribution ratio	30/06/2025	01/01/2025
Shareholders' capital contributions	100,00%	120.000.000.000	120.000.000.000
Total	100,00%	120.000.000.000	120.000.000.000

c. Transactions with owners regarding capital and dividend distribution, profit sharing

	30/06/2025	01/01/2025
Owner's contributions		
Capital contribution at the beginning of the year	120.000.000.000	120.000.000.000
Increase in capital contribution during the period	120.000.000.000	120.000.000.000
Decrease in capital contribution during the period	-	-
Capital contribution at the end of the period	-	-
Dividends, profits distributed	120.000.000.000	120.000.000.000

d. Shares

	30/06/2025	01/01/2025
Number of shares registered for issuance	12.000.000	12.000.000
Number of shares sold to the public	12.000.000	12.000.000
Common stock	12.000.000	12.000.000
Number of shares repurchased	12.000.000	12.000.000
Number of shares outstanding	-	-
Common stock	12.000.000	12.000.000
Par value of the outstanding shares: VND/share.	12.000.000	12.000.000
	10.000	10.000

e. Corporate's funds

	30/06/2025	01/01/2025
Development investment fund	100.000.000	100.000.000
Total	100.000.000	100.000.000

* The purpose of establishing and using the company's funds

The development investment fund is allocated from the after-tax corporate income and is used for expanding the production and business scale or for deep investment in the enterprise.

VI. SUPPLEMENTARY INFORMATION FOR THE ITEMS PRESENTED IN THE INCOME STATEMENT

1. Revenue from sales and provision of services

	2th Quarter/2025	2th Quarter/2024
Revenue from sales and provision of services	8.063.777.286	11.788.961.285
Total	8.063.777.286	11.788.961.285

2. Net revenues from sales and service provisions

	2th Quarter/2025	2th Quarter/2024
Net revenues from sales and service provisions	8.063.777.286	11.788.961.285
Total	8.063.777.286	11.788.961.285

3. Cost of goods sold

	2th Quarter/2025	2th Quarter/2024
Cost of goods sold and services rendered	7.754.847.953	10.535.732.338
Cộng	7.754.847.953	10.535.732.338

4. Financial income

	2th Quarter/2025	2th Quarter/2024
Interest on deposits and loans	631.172	60.208.820
Exchange rate gain	619.393.745	112.766.336
Total	620.024.917	172.975.156

5. Financial expense

	2th Quarter/2025	2th Quarter/2024
Interest on borrowings	60.048.835	37.448.236
Exchange rate loss	2.767.712	240.526.101
Other financial expenses	-	354.494
Total	62.816.547	278.328.831

DNA INVESTMENT JOINT STOCK COMPANY
NOTES TO THE FINANCIAL STATEMENTS

Mẫu số B 09 - DN

2th quarter of 2025

Currency unit: VND

6. Selling expenses and administrative expenses

a. Selling expenses

Outsourced service expenses

Other cash expenses

Total

2th Quarter/2025

2th Quarter/2024

158.855.750

198.639.784

-

-

158.855.750

198.639.784

b. Administrative expenses

Labor expenses

Depreciation expenses

Taxes, fees, and charges

Provision for doubtful debts

Outsourced service expenses

Other cash expenses

Total

339.595.134

319.096.700

98.426.373

102.308.480

19.720.800

166.302.218

833.334

2.589.599

8.449.319.279

632.303.353

8.907.894.920

1.222.600.350

c. Selling expenses and administrative expenses deductions

Reversal of allowance for doubtful debts

Total

-

-

-

-

8. Other incomes

Profit from fixed asset disposal

Income from fixed asset disposal

Remaining value of disposed assets

Total

2th Quarter/2025

2th Quarter/2024

-

-

-

7.000.000.000

-

-

9. Other expenses

Other expenses

Total

2th Quarter/2025

2th Quarter/2024

8.651.349.553

-

8.651.349.553

10. Production and business expenses by factors

Material expenses

Labor expenses

Depreciation expenses

Outsourced service expenses

Other cash expenses

Total

2th Quarter/2025

2th Quarter/2024

1.295.379.801

3.696.719.328

287.971.747

402.067.013

1.058.696.345

1.898.562.561

20.856.880

195.367.524

9.623.889

80.282.926

2.672.528.662

6.272.999.352

11. Current corporate income tax expense

	Year 2025	Year 2024
1. Total accounting profit before tax for the year	(7.991.869.844)	
2. Adjustments to profit for calculating corporate income tax (a+b)		
3 Cumulative losses		
4. Total taxable income for corporate income tax (1+2+3)		-
5. Corporate income tax expense based on taxable income for the current year		-
6. Corporate income tax arrears from previous years	-	-
Total current corporate income tax expense	-	-

12. Basic earnings per share

	2th Quarter/2025	2th Quarter/2024
Accounting profit after corporate income tax	-8.200.612.967	(1.859.660.891)
Adjustments for increase or decrease	-	-
Profit or loss allocated to common shareholders	-8.200.612.967	(1.859.660.891)
Weighted average number of common shares outstanding during the year	12.000.000	12.000.000
Basic earnings per share	-683,38	-154,97

13. Diluted earnings per share

	2th Quarter/2025	2th Quarter/2024
Profit or loss allocated to common shareholders	(8.200.612.967)	(1.859.660.891)
Profit or loss allocated to common shareholders after adjusting for dilutive factors	(8.200.612.967)	(1.859.660.891)
Weighted average number of common shares outstanding during the year	12.000.000	12.000.000
Weighted average number of common shares outstanding during the year after adjusting for dilutive factors	12.000.000	12.000.000
Diluted earnings per share	(683,38)	(154,97)

VII. OTHER INFORMATION

1. Events after the reporting period

No significant events have occurred since the end of the reporting period that require adjustments or disclosures in these financial statements.

2 Presentation of assets, revenues, and business results by segment

A business segment includes segments based on business fields and geographical regions.

A business segment based on the business field is a distinguishable part of the Company that engages in the production or provision of individual products, services, a group of related products or services, and this segment has risks and economic benefits distinct from those of other business segments.

A business segment based on geographical regions is a distinguishable part of the Company that engages in the production or provision of products or services within a specific economic environment, and this segment has risks and economic benefits distinct from those of other business segments in different economic environments.

The main activity of the Company is the production and export of garment hangers. The Company does not have any branches, so it does not present reports by geographical region. Additionally, the total revenue of the subsidiary business activities, including service provision (factory rental) and selling scrap, is less than (<) 10% of the total revenue of all segments, so it does not present reports by business field.

3 Comparative information

The comparative data is taken from the audited financial statements for the fiscal year 2024 of DNA Investment Joint Stock Company, audited by International Auditing and Valuation Company Limited, and the self-prepared financial statements for the fourth quarter of 2024.

4 Information about going concern: The Company will continue its operations in the future.

PREPARER



Nguyen Manh Khue

CHIEF ACCOUNTANT



Nguyen Hong Tuan

Ninh Binh, 30st June 2025

GENERAL DIRECTOR



Bui Viet Vuong