

HIGHER EDUCATION AND VOCATIONAL BOOK JOINT STOCK COMPANY

FINANCIAL STATEMENTS

Quarter 1/2025

April 2025

Table of Contents

Contents	Pages
Balance Sheet	3 - 4
Income Statement	5 - 6
Cash Flow Statement	7
Notes to the Financial Statements	8 - 18

HIGHER EDUCATION AND VOCATIONAL BOOK JOINT STOCK COMPANY

187B Giang Vo, Cat Linh, Dong Da District, Hanoi City

BALANCE SHEET*As at March 31, 2025***Unit: VND**

Item	Code	Note	End of Period	Beginning of Year
ASSETS				
A. CURRENT ASSETS	100		14,540,290,478	19,723,567,738
I. Cash and Cash Equivalents	110	5	6,217,150,491	4,771,133,329
1. Cash	111		1,129,150,491	1,291,133,329
2. Cash equivalents	112		5,088,000,000	3,480,000,000
II. Short-term Financial Investments	120		2,224,000,000	6,568,000,000
3. Held-to-maturity investments	123	6	2,224,000,000	6,568,000,000
III. Short-term Receivables	130		1,434,046,916	3,435,711,460
1. Trade receivables	131	7	1,410,170,358	3,295,457,449
2. Prepayments to suppliers	132	8	163,717,800	160,500,000
6. Other short-term receivables	136	9	48,892,604	168,487,857
7. Provision for doubtful debts	137	10	(188,733,846)	(188,733,846)
IV. Inventories	140		4,643,443,352	4,935,955,283
1. Inventories	141	11	5,711,629,450	6,004,141,381
2. Provision for inventory devaluation	149		(1,068,186,098)	(1,068,186,098)
V. Other Current Assets	150	12	22,201,719	12,767,666
1. Short-term prepaid expenses	151		21,217,666	12,767,666
3. Taxes and amounts receivable from the State	153		984,053	-
B. NON-CURRENT ASSETS	200		513,661,162	513,661,162
II. Fixed Assets	220	13	453,593,402	453,593,402
1. Tangible fixed assets	221		453,593,402	453,593,402
- Historical cost	222		1,209,582,400	1,209,582,400
- Accumulated depreciation	223		(755,988,998)	(755,988,998)
VI. Other Non-current Assets	260		60,067,760	60,067,760
1. Long-term prepaid expenses	261		60,067,760	60,067,760
TOTAL ASSETS	270		15,054,503,640	20,237,228,900

HIGHER EDUCATION AND VOCATIONAL BOOK JOINT STOCK COMPANY

187B Giang Vo, Cat Linh, Dong Da District, Hanoi City

BALANCE SHEET*As at March 31, 2025***Unit: VND**

Item	Code	Note	End of Period	Beginning of Year
LIABILITIES AND EQUITY				
C. LIABILITIES	300		2,082,896,594	7,166,964,104
I. Current Liabilities	310		2,082,896,594	7,166,964,104
1. Short-term trade payables	311	14	1,318,844,432	6,453,797,216
2. Short-term advances from customers	312	15	681,585,369	469,081,369
3. Taxes and amounts payable to the State	313	16	-	82,182,726
4. Payables to employees	314		-	144,844,000
5. Accrued expenses (short-term)	315		65,908,000	-
9. Other short-term payables	319	17	16,534,730	17,034,730
12. Bonus and welfare funds	322		24,063	24,063
D. OWNER'S EQUITY	400	18	12,971,607,046	13,070,264,796
I. Owner's Equity	410		12,971,607,046	13,070,264,796
1. Owner's contributed capital	411		10,000,000,000	10,000,000,000
- Ordinary shares with voting rights	411a		10,000,000,000	10,000,000,000
2. Share premium	412		1,890,000,000	1,890,000,000
8. Development investment fund	418		962,203,411	962,203,411
11. Undistributed post-tax profit	421		118,851,635	218,061,385
- Accumulated undistributed profit up to the end of the previous period	421a		218,061,385	16,576,543
- Current period undistributed profit			(98,657,750)	201,484,842
TOTAL LIABILITIES AND EQUITY	440		15,054,503,640	20,237,228,900



Tran Dinh Hoang

Director

Hanoi, April 20, 2025

Vu Bich Thanh

Chief Accountant

Vu Bich Thanh

Prepared by

HIGHER EDUCATION AND VOCATIONAL BOOK JOINT STOCK COMPANY

187B Giang Vo, Cat Linh, Dong Da District, Hanoi City
200/2014/TT-BTC

Ban hành theo Thông tư số

ngày 22 tháng 12 năm 2014 của

Bộ Tài chính

INCOME STATEMENT
Quarter 1/2025

Unit: VND

Item	Code	Note	Current quarter (This year)	Current quarter (Last year)	Year-to-date as of this quarter (This year)	Year-to-date as of this quarter (Last year)
1. Revenue from sales of goods and provision of services	01	19	1,700,903,477	2,427,192,779	1,700,903,477	2,427,192,779
2. Deductions from revenue	02		-	-	-	-
3. Net revenue from sales of goods and services (10 = 01 - 02)	10		1,700,351,477	2,427,192,779	1,700,351,477	2,427,192,779
4. Cost of goods sold	11	20	881,151,086	1,789,767,229	881,151,086	1,789,767,229
5. Gross profit from sales and services (20 = 10 - 11)	20		819,200,391	637,425,550	819,200,391	637,425,550
6. Financial income	21	21	24,935,911	20,254,874	24,935,911	20,254,874
7. Financial expenses	22		-	-	0	-
- Of which: Interest expense	23		-	-	0	-
8. Share of profit/loss from joint ventures and associates	24		-	-	0	-
9. Selling expenses	25	22	376,578,064	217,018,795	376,578,064	217,018,795
10. General and administrative expenses	26	22	566,767,988	711,633,352	566,767,988	711,633,352
11. Net operating profit (30 = 20 + (21 - 22) + 24 - (25 + 26))	30		(98,657,750)	(270,971,723)	(98,657,750)	(270,971,723)
12. Other income	31		-	-	0	-
13. Other expenses	32		-	100	0	100

HIGHER EDUCATION AND VOCATIONAL BOOK JOINT STOCK COMPANY

187B Giang Vo, Cat Linh, Dong Da District, Hanoi City
200/2014/TT-BTC

Ban hành theo Thông tư số

ngày 22 tháng 12 năm 2014 của

Bộ Tài chính

14. Other profit (40 = 31 - 32)	40		-	(100)	0	(100)
15. Total profit before tax (50 = 30 + 40)	50		(98,657,750)	(270,971,823)	(98,657,750)	(270,971,823)
16. Current corporate income tax expense	51		-	-	0	-
17. Deferred corporate income tax expense	52		-	-	0	-
18. Net profit after corporate income tax (60 = 50 - 51 - 52)	60	23	(98,657,750)	(270,971,823)	(98,657,750)	(270,971,823)
18.1 Net profit attributable to parent company	61		-	-	0	-
18.2 Net profit attributable to non-controlling interests	62		-	-	0	-
19. Basic earnings per share (*)	70		-	-	0	-
20. Diluted earnings per share	71		-	-	0	-



Tran Dinh Hoang

Director

Hanoi, April 20, 2025

Vu Bich Thanh

Chief Accountant

Vu Bich Thanh

Prepared by

CASH FLOW STATEMENT
(Direct Method)
Quarter 1/2025




Unit: VND

Item	Code	Note	Year-to-date as of this quarter (Current Year)	Year-to-date as of this quarter (Previous Year)
I. Cash flows from operating activities				
1. Cash received from sales of goods, services, and other revenues	01		3,807,167,331	1,915,914,586
2. Payments to suppliers for goods and services	02		(5,945,657,008)	(1,298,573,377)
3. Payments to employees	03		(738,618,150)	(607,239,000)
4. Interest paid	04		-	-
5. Corporate income tax paid	05		-	-
6. Other receipts from operating activities	06		123,938,193	154,900,510
7. Other payments for operating activities	07		(169,749,115)	(209,176,530)
Net cash flows from operating activities	20		(2,922,918,749)	(44,173,811)
II. Cash flows from investing activities				
1. Purchases of fixed assets and other long-term assets	21		-	-
2. Proceeds from disposals of fixed assets and other long-term assets	22		-	-
3. Loans granted or purchase of debt instruments of other entities	23		(4,539,000,000)	(1,500,000,000)
4. Collections from loan repayments and resale of debt instruments	24		8,883,000,000	1,047,445,023
5. Investments in other entities	25		-	-
6. Proceeds from divestments in other entities	26		-	-
7. Interest, dividends, and profits received	27		24,935,911	20,243,739
Net cash flows from investing activities	30		4,368,935,911	(432,311,238)
III. Cash flows from financing activities				
1. Proceeds from share issuance and capital contributions	31		-	-

HIGHER EDUCATION AND VOCATIONAL BOOK JOINT STOCK COMPANY

187B Giang Vo, Cat Linh, Dong Da District, Hanoi City Ban hành theo Thông tư số 200/2014/TT-BTC
ngày 22 tháng 12 năm 2014 của Bộ Tài chính

2. Payments to repurchase shares or return capital to owners	32		-	-
3. Proceeds from borrowings	33		-	-
4. Repayment of borrowings	34		-	-
5. Payments for finance lease obligations	35		-	-
6. Dividends and profits paid to owners	36		-	-
Net cash flows from financing activities	40		-	-
Net cash flows for the period (50 = 20 + 30 + 40)	50		1,446,017,162	(476,485,049)
Cash and cash equivalents at beginning of period	60		4,771,133,329	1,443,235,937
Effect of foreign exchange rate changes	61		-	-
Cash and cash equivalents at end of period (70 = 50 + 60 + 61)	70		6,217,150,491	966,750,888

Tran Dinh Hoang

Director

Hanoi, April 20, 2025

Vu Bich Thanh

Chief Accountant

Vu Bich Thanh

Prepared by

THUYẾT MINH BÁO CÁO TÀI CHÍNH

1. Nature of Operations

1.1. General Information

University and Vocational Book Joint Stock Company (hereinafter referred to as “the Company”) was established under Decision No. 710/QĐ-TC dated June 11, 2004, by Vietnam Education Publishing House (now Vietnam Education Publishing House One Member Limited Liability Company). The Company operates as an independent accounting unit and conducts business activities in accordance with the Business Registration Certificate (now Enterprise Registration Certificate) No. 0101517669 dated July 28, 2004, issued by the Hanoi Department of Planning and Investment, the Law on Enterprises, the Company’s Charter, and other applicable legal regulations.

Since its establishment, the Company has amended its Enterprise Registration Certificate seven times, with the most recent amendment on June 7, 2024.

1.2. Main Business Field

Wholesale of other household goods. Specifically: wholesale of books, newspapers, magazines, and office supplies.

1.3. Lines of Business

- Wholesale of other household goods. Specifically: wholesale of books, newspapers, magazines, and office supplies;
- Retail sale of books, newspapers, magazines, and office supplies in specialized stores;
- Retail sale of audio and video recordings (including blank tapes and discs) in specialized stores;
- Retail sale of sports equipment and accessories in specialized stores;
- Retail sale of games and toys in specialized stores;
- Printing;
- Printing-related services;
- Reproduction of all types of recorded media;
- Manufacture of office machinery and equipment (excluding computers and peripheral devices);
- Wholesale of computers, peripheral devices, and software;
- Wholesale of electronic and telecommunications equipment and components;
- Data processing, leasing, and related services. (For conditional business lines, the Company shall operate only upon satisfying the legal requirements);
- Wholesale of other machinery, equipment, and spare parts. Specifically: wholesale of office machinery, equipment, and parts (excluding computers and peripheral devices).

2. Accounting Period and Currency Used in Accounting

The Company's fiscal year begins on January 1 and ends on December 31.

The currency used for bookkeeping and presentation of financial statements is the Vietnamese Dong (VND).

3. Accounting Standards and Regime Applied

The Company applies the Vietnamese Accounting Standards System and the Vietnamese Enterprise Accounting Regime as guided in Circular No. 200/2014/TT-BTC dated December 22, 2014, and Circular No. 53/2016/TT-BTC dated March 21, 2016, amending and supplementing certain provisions of Circular No. 200/2014/TT-BTC issued by the Ministry of Finance.

4. Summary of Significant Accounting Policies

4.1. Cash and Cash Equivalents

Cash includes cash on hand, demand deposits at banks, and cash in transit.

Cash equivalents are short-term investments with a maturity of no more than three months from the date of investment, which are readily convertible to known amounts of cash and subject to an insignificant risk of changes in value at the reporting date.

4.2. Held-to-Maturity Investments

Held-to-maturity investments include term deposits (including treasury bills and promissory notes), bonds, preferred shares that are mandatorily redeemable by the issuer at a specified future date, loans held to maturity for interest income purposes, and other investments held to maturity.

These investments are recorded at carrying value after reassessment. Any impairment provision is directly deducted from the carrying value of the investment.

If held-to-maturity investments are monetary items denominated in foreign currencies, they are revalued at the buying exchange rate of the commercial bank with which the Company frequently transacts at the end of the reporting period.

4.3. Receivables

Receivables consist of trade receivables and other receivables:

- **Trade receivables** are amounts due arising from commercial transactions between the Company and its customers.
- **Other receivables** are non-commercial receivables not related to purchase or sale transactions, including internal transactions.

Receivables are recognized at original cost less allowance for doubtful debts.

The allowance for doubtful debts reflects the estimated loss at the end of the accounting period for receivables that are overdue and have been unsuccessfully collected multiple times, or for receivables not yet due but the debtor has gone bankrupt, is undergoing dissolution procedures, is missing, or has absconded.

4.4. Inventories

Inventories are stated at the lower of cost and net realizable value.

Cost of inventories is determined using the **weighted average method** and accounted for using the **perpetual inventory method**. Cost is determined as follows:

- **Raw materials and merchandise:** includes purchase costs and other directly attributable costs incurred to bring the inventories to their current location and condition.
- **Finished goods:** includes printing costs, royalties, publishing management fees, direct labor costs, and directly attributable manufacturing overheads allocated based on printing costs.

Net realizable value is the estimated selling price in the ordinary course of business, less the estimated costs of completion and the estimated costs necessary to make the sale.

Provision for inventory devaluation is made for each item when its net realizable value is lower than its original cost.

4.5. Tangible Fixed Assets

Historical Cost

Tangible fixed assets are recorded at historical cost less accumulated depreciation.

Historical cost includes the purchase price and all expenditures incurred by the Company to bring the asset to the condition and location necessary for it to be capable of operating in the manner intended by management.

Subsequent expenditures are capitalized only when it is probable that the future economic benefits associated with the asset will flow to the Company. Other expenditures that do not meet these criteria are recognized as expenses in the period they are incurred.

Depreciation

Tangible fixed assets are depreciated on a **straight-line basis** over their estimated useful lives.

The useful lives applied are in accordance with **Circular No. 45/2013/TT-BTC dated April 25, 2013**, issued by the Ministry of Finance.

Specifically:

Asset Type	Useful Life (Years)
Transport and transmission equipment	6

4.6. Prepaid Expenses

Prepaid expenses are classified into short-term and long-term prepaid expenses. These are actual costs incurred that relate to business operations over multiple periods.

The Company's major prepaid expenses include:

- Publishing management fees and advance payments for manuscript bidding related to books not yet printed, allocated based on the number of printed books received into inventory;
- Other prepaid expenses: Based on the nature and size of the expense, the Company selects an appropriate method and allocation basis over the period in which the economic benefits are expected to be realized.

4.7. Payables

Payables consist of trade payables and other payables:

- **Trade payables** are liabilities arising from commercial transactions between suppliers and the Company.
- **Other payables** are non-commercial liabilities unrelated to purchase or sale transactions.

Payables are recognized at original cost and classified as short-term or long-term based on their remaining maturity at the end of the reporting period.

The Company tracks payables in detail by counterparty, original term, remaining term, and original currency.

4.8. Owner's Equity

Contributed Capital

Contributed capital reflects the actual capital contributed by shareholders.

Share Premium

Share premium represents the difference between the issuance price and the par value of shares, net of directly attributable issuance costs; the difference between the reissuance price and the book value of treasury shares; and the equity component of convertible bonds upon maturity.

Profit Distribution

Post-tax profits are appropriated to funds and distributed to shareholders in accordance with resolutions of the General Meeting of Shareholders.

Dividends paid to shareholders do not exceed the retained earnings after tax and must consider non-cash components of retained earnings that may affect cash flows and the Company's ability to pay dividends.

4.9. Revenue and Other Income Recognition

- **Revenue from sale of goods and provision of services** is recognized when it is probable that economic benefits will flow to the Company and the amount of revenue can be measured reliably, and when the following conditions are satisfied:
 - For sales of goods: revenue is recognized when significant risks and rewards of ownership have been transferred to the buyer, and the Company retains neither continuing managerial involvement nor effective control over the goods sold.
 - For services: revenue is recognized when the service has been rendered. If the service is provided over multiple accounting periods, revenue is recognized based on the stage of completion at the reporting date.
- **Financial income** is recognized when it is probable that economic benefits will flow to the Company and the amount can be measured reliably.
 - Interest income is recognized on a time-proportion basis using the effective interest rate method.
 - Dividends and distributed profits are recognized when the Company is entitled to receive them. Stock dividends are not recognized as financial income. Dividends received that relate to periods prior to the investment date are accounted for as a reduction in the investment value.
- **Other income** includes income not arising from the Company's ordinary business operations, and is recognized when it can be reliably measured and it is probable that economic benefits will be received.

4.10. Cost of Goods Sold

Cost of goods sold for products and merchandise is recognized in the appropriate accounting period, in accordance with the **matching principle** and **prudence principle**.

Abnormal or excessive costs incurred in relation to inventories are recognized directly in the cost of goods sold for the period, and are not included in the production cost of finished goods.

4.11. Selling and Administrative Expenses

- **Selling expenses** reflect actual expenses incurred during the sale of products and merchandise.

- **Administrative expenses** reflect actual expenses related to the Company's general management activities.

4.12. Current and Deferred Corporate Income Tax Expenses

Corporate income tax expenses include current income tax and deferred income tax.

- **Current income tax** is determined based on taxable income for the period using the tax rate effective as of the reporting date.
Differences between taxable income and accounting profit arise from temporary differences between tax and accounting treatments, as well as from non-taxable income and non-deductible expenses.
- **Deferred income tax** is recognized for temporary differences between the tax bases and the carrying amounts of assets and liabilities at the end of the accounting period, for the purpose of financial reporting.

4.13. Financial Instruments

Initial Recognition

- **Financial Assets**
At initial recognition, financial assets are measured at cost plus directly attributable transaction costs. The Company's financial assets include: cash, bank deposits, trade receivables, financial investments, and other receivables.
- **Financial Liabilities**
At initial recognition, financial liabilities are measured at cost plus directly attributable transaction costs. The Company's financial liabilities include: trade payables and other payables.

Subsequent Measurement

Currently, there are no applicable regulations on the revaluation of financial instruments after initial recognition.

4.14. Tax Rates and Fees Payable to the State Budget

- **Value Added Tax (VAT):** University and vocational books are exempt from VAT. Dictionaries are subject to a 5% VAT rate. Specialized books are subject to a 10% VAT rate. In addition, from July 1, 2024 to December 31, 2024, the Company is entitled to a 2% VAT reduction for certain goods as specified in Resolution No. 142/2024/QH15 dated June 29, 2024 by the National Assembly.
- **Corporate Income Tax (CIT):** A standard tax rate of 20% is applied.
- **Other taxes and fees:** Paid in accordance with current legal regulations.

4.15. Related Parties

Related parties are those that have the ability (directly or indirectly) to control or exert significant influence over the other party in making financial and operational policy decisions.

HIGHER EDUCATION AND VOCATIONAL BOOK JOINT STOCK COMPANY

187B Giang Vo, Cat Linh, Dong Da District, Hanoi City Ban hành theo Thông tư số 200/2014/TT-BTC
ngày 22 tháng 12 năm 2014 của Bộ Tài chính

5. Cash

	<i>Unit: VND</i>	
	31/03/2025	01/01//2025
Cash on hand	1.061.616	51.975.578
Demand deposits at banks	1.128.088.875	1.244.061.551
Total	1.129.150.491	1.296.037.129

6. Short-term Held-to-Maturity Investments

	31/03/2025		01/01//2025	
	Giá gốc	Giá trị ghi sổ	Giá gốc	Giá trị ghi sổ
	7.312.000.000	7.312.000.000	10.048.000.000	10.048.000.000
Time deposits at banks				
with remaining maturity				
not exceeding 12 months	7.312.000.000	7.312.000.000	10.048.000.000	10.048.000.000

7. Short-term Trade Receivables

	<i>Unit: VND</i>	
	31/03/2025	01/01//2025
Vietnam Book Culture Knowledge Joint Stock Company		
	110.560.950	122.988.050
Bamboo Airways Joint Stock Company		651.246.000
Education Publishing House in Da Nang City		
VietBank – Vietnam Thuong Tin Commercial Joint Stock Bank		1.671.848.813
Other parties	1,299,609,408	1.492.273.287
Total	1,410,170,358	3.938.356.150

8. Short-term Advances to Suppliers

	<i>Unit: VND</i>	
	31/03/2025	01/01//2025
Other parties	3.217.800	
Nhat Han Printing Company Limited	160.500.000	160.500.000
Total	163.717.800	160.500.000

9. Other Receivables

	<i>Unit: VND</i>	
	31/03/2025	01/01//2025
Short-term Deposits and Margins	-	-
Accrued Interest Income	48.892.604	155.262.467
Other parties		
Total	48.892.604	155.262.467

HIGHER EDUCATION AND VOCATIONAL BOOK JOINT STOCK COMPANY

187B Giang Vo, Cat Linh, Dong Da District, Hanoi City Ban hành theo Thông tư số 200/2014/TT-BTC
ngày 22 tháng 12 năm 2014 của Bộ Tài chính

10. Allowance for Doubtful Debts

	31/03/2025	<i>Unit: VND</i> 01/01/2025
Allowance for doubtful debts overdue from 6 months to 1 year	-	-
Allowance for doubtful debts overdue from 1 to 2 years	-	-
Allowance for doubtful debts overdue from 2 to 3 years	13.440.000	13.440.000
Allowance for doubtful debts overdue more than 3 years	175.293.846	175.293.846
Total	188.733.846	188.733.846

11. Inventories

	31/03/2025		<i>Unit: VND</i> 01/01/2025	
	Value	Allowance	Value	Allowance
Raw Materials	2.814.448	-	2.814.448	-
Finished Goods	5.337.014.131	(1.066.571.577)	5.861.909.519	(1.066.571.577)
Merchandise	371.800.871	(1.614.521)	399.000.871	(1.614.521)
Total	5.711.629.450	(1.068.186.098)	6.263.724.838	(1.066.571.577)

12. Prepaid Expenses

	31/03/2025	<i>Unit: VND</i> 01/01/2025
<i>a) Short-term</i>	21.217.666	39.531.927
Publishing management fees		
Tools and supplies issued for use	21.217.666	39.531.927
<i>b) Long-term</i>	60.067.760	10.142.241
Tools and supplies pending allocation	60.067.760	10.142.241
Manuscript bidding expenses		
Total	81.285.426	49.674.168

13. Tangible Fixed Assets

	<i>Unit: VND</i>
Transportation and Transmission Equipment	
Transportation and Transmission Equipment	Total
Historical Cost	

HIGHER EDUCATION AND VOCATIONAL BOOK JOINT STOCK COMPANY

187B Giang Vo, Cat Linh, Dong Da District, Hanoi City Ban hành theo Thông tư số 200/2014/TT-BTC
ngày 22 tháng 12 năm 2014 của Bộ Tài chính

01/01/2025	1.209.582.400	1.209.582.400
31/03/2025	1.209.582.400	1.209.582.400
Accumulated Depreciation		
01/01/2025	655.190.465	655.190.465
31/03/2025	755.988.998	755.988.998
Net Book Value		
01/01/2025	554.391.935	554.391.935
31/03/2025	453.593.402	453.593.402

14. Short-term Trade Payables

		<i>Unit: VND</i>
	31/03/2025	01/01/2025
Royalty payables to authors for 2022	26.799.996	26.799.996
Royalty payables to authors for 2023	151.449.997	151.449.997
Royalty payables to authors	182.390.000	221.203.700
Phuc Yen Printing Joint Stock Company	332.732.191	668.487.306
Hanoi Culture Joint Stock Company	427.732.000	278.329.000
Nhat Nam Printing Trading Joint Stock Company		4.804.789.752
Other payables to suppliers	530.472.439	624.167.574
Total	1.318.844.432	6.775.227.325

15. Short-term Advances from Customers

		<i>Unit: VND</i>
	31/03/2025	01/01/2025
Authors		93.666.285
Other parties	681.585.369	400.200.000
Total	681.585.369	493.866.285

16. Taxes and Amounts Payable to the State

		<i>Unit: VND</i>
	31/03/2025	01/01/2025
Thuế giá trị gia tăng	0	
Thuế thu nhập doanh nghiệp	-	-
Thuế thu nhập cá nhân		1.627.777
Other parties	-	-
Total	0	1.627.777

HIGHER EDUCATION AND VOCATIONAL BOOK JOINT STOCK COMPANY

187B Giang Vo, Cat Linh, Dong Da District, Hanoi City Ban hành theo Thông tư số 200/2014/TT-BTC
ngày 22 tháng 12 năm 2014 của Bộ Tài chính

17. Other Short-term Payables

	31/03/2025	Unit: VND 01/01/2025
Payables for Salary-related Deductions	16.534.730	34.203.705
Total	16.534.730	34.203.705

18. Owner's Equity

Changes in Owner's Equity

	Owner's Contributed Capital	Share Premium	Development Investment Fund	Undistributed Profit after Tax	Unit: VND Total
At 01/01/2025	10.000.000.000	1.890.000.000	962.203.411	218.061.385	13.070264.796
Decrease during the period	-	-	-	-	-
Increase during the period	-	-	-	(98,657,750)	(98,657,750)
At 31/03/2025	10.000.000.000	1.890.000.000	962.203.411	119,403,635	12,971,607,046

Details of Owner's Contributed Capital as of March 31, 2025

	31/03/2025	Unit VND 01/01/2025
Capital Contribution from Vietnam Education Publishing House	2.173.000.000	2.173.000.000
Tran Thi Thu Hang	1.530.000.000	1.530.000.000
Dang Tran Bao Tin	1.030.200.000	1.030.200.000
Pham Le Tu Uyen	1.020.000.000	1.020.000.000
Dang Hong Thi	499.800.000	499.800.000
Capital Contribution from Other Shareholders	3.747.000.000	3.747.000.000
Total	10.000.000.000	10.000.000.000

Shares

	31/03/2025	Unit VND 01/01/2025
Authorized Number of Shares	1.000.000	1.000.000
- Common shares	1.000.000	1.000.000
- Preferred shares	-	-
Outstanding shares	1.000.000	1.000.000
- Common shares	1.000.000	1.000.000
- Preferred shares	-	-

HIGHER EDUCATION AND VOCATIONAL BOOK JOINT STOCK COMPANY

187B Giang Vo, Cat Linh, Dong Da District, Hanoi City Ban hành theo Thông tư số 200/2014/TT-BTC
ngày 22 tháng 12 năm 2014 của Bộ Tài chính

19. Revenue from Sales of Goods and Provision of Services

	Quarter 1/2025	<i>Unit: VND</i> Quarter 1/2024
Revenue from Sales of Goods	1,700,903,477	2.427.192.779
Total	1,700,903,477	2.427.192.779

20. Cost of Goods Sold and Services Rendered

	Quarter 1/2025	<i>Unit: VND</i> Quarter 1/2024
Cost of Inventories Consumed	881.151.086	1.789.767.229
Total	881.151.086	1.789.767.229

21. Financial Income

	Quarter 1/2025	<i>Unit: VND</i> Quarter 1/2024
Interest income from deposits, savings, and loans	24.935.911	20.254.874
Total	24.935.911	20.254.874

22. Selling Expenses and General & Administrative Expenses

	Quarter 1/2025	<i>Unit: VND</i> Quarter 1/2024
Selling Expenses	376.578.064	217.018.795
General and Administrative Expenses	566.767.988	711.633.352

23. Current Corporate Income Tax Expense

	Quarter 1/2025	<i>Unit VND</i> Quarter 1/2024
Profit Before Tax	(98,657,750)	(270.971.723)
Corporate Income Tax	-	
Profit After Corporate Income Tax	(98,657,750)	9270.971.723)

24. Other Expenses

	Quarter 1/2025	<i>Unit: VND</i> Quarter 1/2024
Other Expenses		100
Total		100

25. Related Party Transactions

a/ Information on Related Parties

Related Company	Mối quan hệ
Vietnam Education Publishing House One Member Limited Liability Company	Investee Company
Education Publishing House in Hanoi	Common Investee


HIGHER EDUCATION AND VOCATIONAL BOOK JOINT STOCK COMPANY

187B Giang Vo, Cat Linh, Dong Da District, Hanoi City Ban hành theo Thông tư số 200/2014/TT-BTC
ngày 22 tháng 12 năm 2014 của Bộ Tài chính

	Companies
Northern Book and Educational Equipment Joint Stock Company	Common Investee Companies
Southern Book and Educational Equipment Joint Stock Company	Common Investee Companies
Hanoi Education Investment and Development Joint Stock Company	Common Investee Companies

b/ Significant Transactions Between the Company and Related Parties in Q1/2025*Unit: VND*

Related Party	Transaction Description hoặc Nature of Transaction	Value
Sale of Goods		
Purchase of Goods		
Education Publishing House in Hanoi	Fee QLXB	20.704.761
Phuc Yen Printing Joint Stock Company	Printing ĐH-DN	113.317.525
Hanoi Culture Joint Stock Company	Printing ĐH-DN	149.403.000

**Tran Dinh Hoang**

Director

Hanoi, April 20, 2025

Vu Bich Thanh

Chief Accountant

Vu Bich Thanh

Prepared by