

**LONG AN WATER SUPPLY SEWERAGE
JOINT STOCK COMPANY**

**FINANCIAL REPORT
QUARTER 01**

YEAR 2025

BALANCE SHEET

31-March-2025

Unit: VND


ITEMS		Code	Notes	In the end of the period	Beginning of the year
A.	Current assets (100=110+120+130+140+150)	100		49,749,266,027	37,819,942,430
I.	Cash and cash equivalents	110	5	10,277,261,488	6,297,575,359
1.	Cash	111		9,511,395,684	5,055,494,883
2.	Cash equivalents	112		765,865,804	1,242,080,476
II.	Short-term financial investments	120			
II.	Short-term accounts receivables	130		19,425,995,759	13,088,413,825
1.	Short-term trade receivables	131	6	15,413,284,657	10,557,167,157
2.	Short-term prepayments to suppliers	132		2,406,231,823	1,442,231,823
3.	Other receivables	136		1,664,946,102	1,147,481,668
4.	Allowance for doubtful short-term receivables (*)	137		-58,466,823	-58,466,823
III.	Inventories	140	7	18,589,357,354	15,701,773,864
1.	Inventories	141		21,558,613,821	18,743,360,249
2.	Allowance for decline in inventories (*)	149		-2,969,256,467	-3,041,586,385
IV.	Other current assets	150		1,456,651,426	2,732,179,382
1.	Short-term prepaid expenses	151			
2.	Value-added tax deductible	152		1,045,476,394	2,725,651,382
3.	Tax and other receivables from the State	153	8	411,175,032	6,528,000
4.	Repurchase Agreement of government bonds	154			
5.	Other current assets	155			
B.	NON-CURRENT ASSETS (200 = 210 + 220 + 240 + 250 + 260)	200		278,023,007,592	304,458,703,643
I.	Fixed assets	220		294,724,519,888	303,154,386,760
1.	Tangible fixed assets	221		292,422,578,826	300,842,695,738
-	Cost	222		698,881,302,592	698,756,302,592
-	Accumulated depreciation (*)	223		-406,458,723,766	-397,913,606,854
2.	Intangible fixed assets	227		2,301,941,062	2,311,691,022
-	Cost	228		2,896,286,455	2,896,286,455
-	Accumulated depreciation (*)	229		-594,345,393	-584,595,433
II.	Long-term asset in progress	240		2,724,955,210	330,784,389
1.	Construction in progress	242	9	2,724,955,210	330,784,389
III.	Long-term investments	250			
1	Investments in associated companies and joint-ventures	252			
IV.	Other long-term asset	260		-19,426,467,506	973,532,494
1.	Long-term prepaid expenses	261	10	-19,426,467,506	973,532,494
2.	Deferred income tax assets	262			
3.	Long-term equipment, supplies and spare parts	263			
4.	Other long-term assets	268			
TOTAL ASSETS (270 = 100 + 200)		270		327,772,273,619	342,278,646,073
C.	LIABILITIES (300 = 310 + 330)	300		135,122,271,546	155,240,189,562
I.	Current liabilities	310		68,539,223,478	84,231,141,494
1.	Short-term trade payables	311	11	33,864,129,869	46,042,243,461
2.	Short-term prepayments from customers	312		2,616,749,585	1,883,262,566
3.	Taxes and other payables to the State	313		133,871,294	1,911,364,458
4.	Payables to employees	314		4,939,207,606	4,562,979,903
5.	Accrued expenses	315	12	829,356,000	829,356,000
6.	Other short-term payables	319		12,622,018,569	12,659,898,551
7.	Short-term borrowings and finance lease liabilities	320		13,329,000,000	13,329,000,000
8.	Bonus and welfare fund	322		204,890,555	3,013,036,555
II.	Long-term liabilities	330		66,583,048,068	71,009,048,068
1.	Other long-term payables	337		12,300,544,230	12,300,544,230
2.	Long-term borrowings and finance lease liabilities	338		54,282,503,838	58,708,503,838
B.	Owners' equity (400 = 410 + 430)	400		192,650,002,073	187,038,456,511
I.	Owners' equity	410	14	192,650,002,073	187,038,456,511
1.	Share capital	411		122,000,000,000	122,000,000,000
-	Ordinary shares with voting rights	411A		122,000,000,000	122,000,000,000

ITEMS		Code	Notes	In the end of the period	Beginning of the year
2.	Investment and development fund	418		65,038,456,511	65,038,456,511
3.	Undistributed profit after tax	421		5,611,545,562	
-	Undistributed profit after tax brought forward	421A			
-	Undistributed profit after tax for the current year	421B		5,611,545,562	
TOTAL LIABILITIES AND EQUITY (440 = 300 + 400)		440		327,772,273,619	342,278,646,073

Preparer



Chief Accountant



Nguyễn Quốc Phong



Dated 31 March, 2025

Legal Representative



Nguyễn Bảo Tùng

Trinh Huỳnh Thủy Tiên

INCOME STATEMENT
Quarter 1, 2025

Unit: VND

ITEMS	Code	Notes	Quarter 4		Accumulation from the beginning of the year	
			Current year	Previous year	Current year	Previous year
1. Revenue from sale of goods and rendering of services	01	15	86,644,001,400	78,333,296,216	86,644,001,400	78,333,296,216
2. Revenue deductions	02					
- Trade discounts	04					
- Discounts	05					
- Sales of returned goods	06					
- Special excise tax, import tax	07					
3. Revenue from sale of goods and rendering of services φ (10 = 01 - 02)	10		86,644,001,400	78,333,296,216	86,644,001,400	78,333,296,216
4. Cost of goods sold	11	16	69,001,753,671	64,209,206,709	69,001,753,671	64,209,206,709
5. Gross profit from sale of goods and rendering of services (20 = 10 - 11)	20		17,642,247,729	14,124,089,507	17,642,247,729	14,124,089,507
6. Finance income	21	17	4,939,833	5,027,768	4,939,833	5,027,768
7. Financial expenses	22	18	1,377,773,001	907,949,328	1,377,773,001	907,949,328
- In which: Interest expense	23		1,377,773,001	907,949,328	1,377,773,001	907,949,328
8. Selling expenses	24		5,602,586,540	3,374,465,760	5,602,586,540	3,374,465,760
9. General and administrative expenses	25		5,093,498,142	4,461,033,637	5,093,498,142	4,461,033,637
10. Operating profit {30 = 20 + (21 - 22) - (24 + 25)}	30		5,573,329,879	5,385,668,550	5,573,329,879	5,385,668,550
11. Other income	31		208,503,765	208,689,413	208,503,765	208,689,413
12. Other expenses	32		170,288,082	406,103,204	170,288,082	406,103,204
13. Other profit (40 = 31 - 32)	40		38,215,683	-197,413,791	38,215,683	-197,413,791
14. Accounting profit before tax (50 = 30 + 40)	50		5,611,545,562	5,188,254,759	5,611,545,562	5,188,254,759
15. Income tax expense – current	51					
16. Income tax benefit – deferred	52					
17. Net profit after tax (60 = 50 - 51 - 52)	60		5,611,545,562	5,188,254,759	5,611,545,562	5,188,254,759
18. Basic earnings per share	70					
19. Diluted earnings per share	71					

Preparer



nh Huỳnh Thủy Tiên

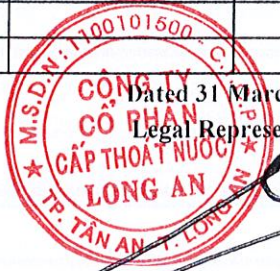
Chief Accountant



Nguyễn Quốc Phong

Dated 31 March, 2025

Legal Representative



Nguyễn Bảo Tùng

CASH FLOW STATEMENT

(Indirect method)
Quarter 1, 2025

Unit: VND

ITEMS	Code	Notes	Accumulation from the beginning of the current year	Accumulation from the beginning of the previous year
I. CASH FLOWS FROM OPERATING ACTIVITIES				
1. Accounting profit before tax	01		5,611,545,562	5,188,254,759
2. Adjustments for:				
- Depreciation of fixed assets	02		8,554,866,872	8,557,943,983
- Allowances and provisions	03			
- Exchange gains/losses from retranslation of monetary items denominated in foreign currency	04			
- Gain/loss from investing activities	05		37,815,492	-203,513,892
- Interest expenses	06			
- Others	07			
3. Operating profit before changes in working capital	08		14,204,227,926	13,542,684,850
- Increase/decrease of receivables	09		-4,657,406,316	-302,303,362
- Increase/decrease of inventories	10		-2,815,253,572	2,636,372,264
- Increase/decrease in payables (excluding interest payables, corporate income tax payable)	11		-12,883,772,016	-17,411,421,729
- Increase/decrease of prepaid expenses	12		973,532,494	3,466,712,122
- Interest paid	13		-1,377,773,001	-907,949,328
- Corporate income tax paid	14		-1,513,563,184	-2,732,573,908
- Other payments on operating activities	15		23,684,151,475	16,695,197,262
- Other cash outflows for operating activities	16		-3,588,128,135	-5,632,316,567
Net cash flows from operating activities	20		12,026,015,671	9,354,401,604
II. CASH FLOWS FROM INVESTING ACTIVITIES				
1. Purchase or construction of fixed assets and other long-term assets	21			
2. Proceeds from disposals of fixed assets and other non-current assets	22			
3. Payments for lending, buying debt instruments of other entities	23			
4. Proceeds from lending, buying debt instruments of other entities	24		476,214,672	
5. Payments for equity investment in other entities	25			
6. Proceeds from equity investment in other entities	26			
7. Interest earned, dividends and profits received	27		4,939,203	3,317,355
Net cash flows from investing activities	30		481,153,875	3,317,355
III. Net cash flows used in financing activities				
1. Proceeds from issuing stocks and capital contributions from owners	31			
2. Repayment for capital contributions and re-purchases of stocks already issued	32			
3. Proceeds from borrowings	33			
4. Repayment for loan principal	34		-4,426,000,000	-4,435,000,000
5. Payments for financial leased assets	35			
6. Dividends and profit paid to the owners	36		-3,625,268,745	-3,843,934,689
Net cash flows from financing activities	40		-8,051,268,745	-8,278,934,689

Net cash flows during the period (20+30+40)	50		4,455,900,801	1,078,784,270
Cash and cash equivalents at beginning of period	60		5,055,494,883	4,110,722,909
Effects of fluctuations in foreign exchange rates	61			
Cash and cash equivalents at end of period (50+60+61)	70	31	9,511,395,684	5,189,507,179

Preparer

Chief Accountant

Dated 31 March, 2025
Legal Representative



Nguyễn Quốc Phong

Nguyễn Bảo Tùng

NOTES TO THE FINANCIAL STATEMENTS

Quarter 01/2025

1. GENERAL INFORMATION

Structure of ownership

Long An Water Supply Sewerage Joint Stock Company was equitized from a State-owned enterprise – Long An Water Supply One Member Limited Liability Company, pursuant to Decision No. 1429/QĐ-UBND dated April 24, 2013 of the People's Committee of Long An Province. The Company operates under Enterprise Registration Certificate No. 1100101500, initially issued on July 12, 2007 by the Department of Planning and Investment of Long An Province, and the 7th amended certificate issued on September 5, 2023.

The Company's charter capital is: 122,000,000,000 VND.

Operating industry and principal activities

- Testing the chemical, physical and microbiological indicators of water;
- Consulting, designing, and preparing cost estimates for projects to install water supply and drainage systems;
- Trading in bottled drinking water;
- Exploiting and supplying clean water (in the area of Tan An city and some industrial parks in the province); producing bottled drinking water;
- Trading in all kinds of water supply materials and equipment;
- Calibration, verification and testing of measuring instruments (cold water meters);
- Managing and installing water supply and drainage pipeline systems; constructing water supply and drainage systems;
- Production, transmission and distribution of electricity;
- Well drilling service;
- Collecting non-hazardous waste (collecting sludge from the water supply treatment process);
- Treating and disposing of non-hazardous waste (treating sludge from the water supply treatment process).

Normal production and business cycle

The Company's normal production and business cycle is carried out for a period not exceeding 12 months.

2. ACCOUNTING PERIOD, APPLIED ACCOUNTING STANDARDS AND REGIME

Accounting period

The Company's financial year begins on Jan 1 and ends on Dec 31 each year.

This Quarter 1 financial statement is prepared for the operating period from Jan 1, 2025 to Mar 31, 2025.

Applied Accounting System

The Company applied Vietnamese accounting standards, accounting regime for enterprises in accordance with Circular No. 200/2014/TT-BTC dated 22 December 2014, Circular No. 53/2016/TT-BTC dated 21 March 2016 and circulars guiding the implementation of accounting standards of the Ministry of Finance in the preparation and presentation of financial statements.

Declaration of compliance with accounting standard and accounting regime

The Chairman of the Board of Directors and the Board of General Directors ensures to comply with the requirements of Vietnamese accounting standards, accounting regime for enterprises in accordance with Circular No. 200/2014/TT-BTC dated 22 December 2014, Circular No. 53/2016/TT-BTC dated 21 March 2016 and circulars guiding the implementation of accounting standards of the Ministry of Finance in preparation of financial statements.

The accompanying quarterly financial statements are not intended to present the financial position, business results, and cash flows in accordance with accounting principles and practices generally accepted in countries other than Vietnam.

3. SUMMARY OF SIGNIFICANT ACCOUNTING POLICIES

Basis of financial statement preparation

The quarterly financial statements are prepared on an accrual basis of accounting (except for information related to cash flows).

The accompanying quarterly financial statements are presented in Vietnam Dong (VND), based on the historical cost principle and in accordance with Vietnam Accounting Standards, the Vietnam Enterprise Accounting System, and relevant legal regulations on the preparation and presentation of quarterly financial statements.

The following are the significant accounting policies applied by the Company in the preparation of the quarterly financial statements:

Accounting estimates

The preparation of the quarterly financial statements in compliance with Vietnamese Accounting Standards, the Vietnamese Enterprise Accounting System, and relevant legal regulations on the preparation and presentation of quarterly financial statements requires the Chairman of the Board of Directors and the Board of General Directors to make estimates and assumptions that affect the reported amounts of assets and liabilities, and the disclosure of contingent assets and liabilities at the date of the financial statements, as well as the reported amounts of revenues and expenses during the accounting period. Although accounting estimates are made with all the knowledge of the Chairman of the Board of Directors and the Board of General Directors, actual results may differ from those estimates and assumptions.

Evaluation and recognition at fair value

The Law on Accounting, which took effect from Jan 01, 2017, includes regulations on Valuation and Recognition at fair value; however, there are no specific guidelines for this issue; accordingly, the Chairman of the Board of Directors and the Board of General Directors have considered and applied as follows:

- a) *Financial instruments are recognized and revalued at fair value based on historical cost less any provisions required to be made (if any) in accordance with current regulations.*
- b) *For assets and liabilities (except items a as mentioned above), the Company does not have a basis for reliably determining the value; therefore, the Company is recognizing them at historical cost.*

Financial instruments

Initial recognition

Financial assets: On the date of initial recognition, financial assets are recognized at historical cost plus transaction costs directly related to the acquisition of those financial assets. The Company's financial assets include cash, cash equivalents, accounts receivable from customers, other receivables, and financial investments.

Financial liabilities: On the date of initial recognition, financial liabilities are recognized at historical cost plus transaction costs directly related to the issuance of those financial liabilities. The Company's financial liabilities include accounts payable to suppliers, other payables, accrued expenses, and borrowings.

Revaluation after initial recognition

Currently, Circular No. 210/2009/TT-BTC issued by the Ministry of Finance on November 06, 2009 ("Circular 210") as well as current regulations do not provide specific guidance on determining the fair value of financial assets and financial liabilities.

Cash and cash equivalents

Cash and cash equivalents include cash on hand, demand deposits, and term deposits with a maturity of no more than 03 months.

Investments held to maturity

Investments held to maturity include investments that the Company has the intent and ability to hold until maturity date. Investments held to maturity are term bank deposits.

Investments held to maturity are recognized starting from the date of purchase and are initially valued at the purchase price and related costs of purchasing the investments. Interest income from investments held to maturity after the date of purchase is recognized in the Statement of Profit or Loss on an accrual basis. Interest earned before the Company holds it is deducted from the original price at the time of purchase.

Investments held to maturity are stated at cost less provision for doubtful debts.

Provision for doubtful debts of investments held to maturity is made in accordance with current regulations.

Accounts receivable

Accounts receivable are amounts recoverable from customers or other parties. Accounts receivable are presented at book value less provision for doubtful debts.

Provision for doubtful debts is made for receivables that are overdue, or receivables that the debtor is unlikely to be able to pay due to liquidation, bankruptcy or similar difficulties.

Inventories

Inventories are stated at the lower of cost and net realizable value. The cost of inventories includes the purchase price and other costs directly related to the purchase of inventories, direct materials costs, direct labor costs and production overhead costs, if any, to bring the inventories to their present location and condition. The issue price of inventories is determined using the weighted average method. Inventories are accounted for under the perpetual declaration method. Net realizable value is determined as the estimated selling price less the estimated costs to complete the product plus marketing, selling and distribution costs incurred.

The Company's provision for inventory devaluation is made in accordance with current regulations. Accordingly, the Company is allowed to make provision for devaluation of obsolete, damaged, and poor quality inventories and in cases where the cost of inventories is higher than the net realizable value at the end of the accounting period.

Tangible fixed assets and depreciation

Tangible fixed assets are stated at cost less accumulated depreciation.

The original cost of tangible fixed assets includes the purchase price and all other costs directly related to bringing the asset to a ready-to-use condition.

Tangible fixed assets are depreciated using the straight-line method based on the estimated useful life, specifically as follows:

	Number of depreciation years
Buildings and structures	05 - 50
Machinery and equipment	05 - 15
Vehicles, transmission lines	04 - 45
Management tools, equipment	05 - 10

Gains or losses arising from the disposal or sale of assets are the difference between proceeds from disposal and the carrying amount of the asset and are recognized in the statement of profit or loss.

Intangible fixed assets and amortization

Land use rights

Long-term land use rights (indefinite term) are initially recognized at purchase price.

Computer software

Computer software is initially recognized at purchase price and is amortized using the straight-line method based on the estimated useful life.

Other intangible fixed assets

Other intangible fixed assets are initially recognized at purchase price and are amortized using the straight-line method based on the estimated useful life.

Construction in progress

Assets in the process of construction for production, lease, management or other purposes are recorded at cost. This cost includes the necessary expenses to form the asset, including construction costs, equipment, other expenses, and related borrowing costs in accordance with the Company's accounting policies. These costs will be transferred to the original cost of fixed assets at a provisional price (if there is no approved settlement) when the assets are handed over for use.

According to the State's regulations on investment and construction management, depending on the management level, the settlement value of completed basic construction projects must be approved by competent authorities. Therefore, the final value of basic construction projects may change and depends on the settlement approved by competent authorities.

Prepaid expenses

Prepaid expenses include actual expenses incurred but related to the production and business results of many accounting periods. The Company's prepaid expenses are one-time asset repair costs with a large value that are allocated to expenses using the straight-line method over 03 years.

Accounts payable and accrued expenses

Accounts payable and accrued expenses are recognized for the amount to be paid in the future related to goods and services received. Accrued expenses are recognized based on reasonable estimates of the amount to be paid.

The classification of payables as trade payables, accrued expenses, internal payables, and other payables is based on the following principles:

- Trade payables reflect payables of a commercial nature arising from transactions of purchasing goods, services, assets, and the seller is an independent entity from the Company.
- Accrued expenses reflect payables for goods and services received from the seller or provided to the buyer but not yet paid due to the absence of invoices or insufficient accounting records and documents, and production and business expenses that must be accrued in advance.
- Other payables reflect payables that are non-commercial and not related to transactions of buying, selling, or providing goods or services.

Recognition of owner's equity

Owner's invested capital is reflected as the actual contributed charter capital of shareholders; Additional capital annually from the Company's profits.

The distribution of the Company's profits is carried out according to the Resolution of the General Meeting of Shareholders, as stipulated in the Company's Financial Management Regulations.

Revenue recognition

Revenue is recognized when the Company is likely to receive economic benefits that can be reliably measured. Revenue is determined at the fair value of the amounts received or receivable after deducting trade discounts, sales allowances, and sales returns. The following specific recognition conditions must also be met when recognizing revenue:

Sales revenue is recognized when all five (5) of the following conditions are met simultaneously:

- (a) The Company has transferred the majority of risks and rewards associated with ownership of the product or goods to the buyer;
- (b) The Company no longer retains managerial control over the goods as the owner of the goods or the right to control the goods;
- (c) Revenue can be measured reliably;
- (d) The Company will receive economic benefits from the sales transaction; and
- (e) The costs associated with the sales transaction can be determined.

Revenue from service provision transactions is recognized when the outcome of that transaction can be reliably determined. If a service provision transaction involves multiple periods, revenue is recognized in the period based on the results of the portion of work completed as of the date of that period's Balance Sheet. The outcome of a service provision transaction is determined when all four (4) of the following conditions are met:

- (a) Revenue can be determined relatively reliably;
- (b) It is probable that economic benefits associated with the service provision transaction will flow to the entity;
- (c) The stage of completion of the transaction at the date of the Balance Sheet can be determined; and
- (d) The costs incurred for the transaction and the costs to complete the service provision transaction can be determined.

Interest on deposits is recognized on an accrual basis, determined based on the balance of deposit accounts and the applicable interest rates.

Borrowing costs

Borrowing costs are recognized as an expense in profit or loss in the period in which they are incurred.

Taxes

Corporate income tax represents the aggregate amount of current tax and deferred tax.

Current tax is calculated on the basis of the taxable profit for the year. Taxable profit differs from net profit as reported in the Statement of Profit or Loss because it excludes items of income or expense that are taxable or

deductible in other years (including carryforward tax losses, if any) and it further excludes items that are not taxable or deductible.

Deferred income tax is calculated based on temporary differences between the carrying amounts of assets and liabilities in the financial statements and their respective tax bases, and is recognized using the Balance Sheet method. Deferred income tax liabilities are recognized for all taxable temporary differences, whereas deferred income tax assets are recognized only to the extent that it is probable that sufficient taxable profits will be available against which the deductible temporary differences can be utilized.

Deferred income tax is determined using tax rates that are expected to apply to the year when the asset is realized or the liability is settled. Deferred income tax is recognized in the Statement of Profit or Loss, except when it relates to items that are recognized directly in equity, in which case the deferred tax is also recognized in equity.

Deferred income tax assets and liabilities are offset when there is a legally enforceable right to offset current tax assets against current tax liabilities and when the deferred income taxes assets and liabilities relate to income taxes levied by the same taxation authority on either the same taxable entity or different taxable entities which intend to settle current tax liabilities and assets on a net basis.

According to Official Letter No. 759/CT-TTH dated Apr 14, 2016 of the Long An Tax Department, the Company's water supply and drainage business meets the conditions for enjoying the preferential policies for the development of socialized sectors. Therefore, income from the Company's activities in the socialized sector is entitled to the preferential corporate income tax rate in accordance with Circular No. 123/2012/TT-BTC. The Company is entitled to a preferential tax rate of 10% for activities in the socialized sector throughout its operating period, and this tax rate has been applied by the Company since Jan 1, 2016. Income from other business activities of the Company is subject to a corporate income tax rate of 20%.

The determination of the Company's income tax is based on current tax regulations. However, these regulations change over time, and the final determination of corporate income tax is subject to the results of inspections by the competent tax authorities.

Other taxes are applied according to the current tax laws in Vietnam.

Related party

Parties are considered related if one party has the ability to control or exert significant influence over the other in making decisions about financial and operating policies. Parties are also considered related parties if they are under common control or common significant influence.

In considering the relationship of related parties, the substance of the relationship is given more importance than the legal form.

List of the Company's Related Parties:

Related parties	Relationship
Long An Portal	Major shareholder
Binh Duong Water - Environment Corporation - Joint Stock Company	Major shareholder
Biwase - Long An Water Joint Stock Company	The Subsidiary of Binh Duong Water - Environment Corporation - Joint Stock Company
The Board of Directors, the Board of Supervisors, and the Board of General Directors and Chief Accountant	Key Management Personnel
Individuals Related to Key Management Personnel	

5. Cash and cash equivalents

	End of period	Beginning of year
Cash	208,348,777	254,684,401
Demand deposit	9,303,046,907	4,800,810,482
Cash equivalents	765,865,804	1,242,080,476
Total	10,277,261,488	6,297,575,359

6. Accounts receivable from customers

	End of period	Beginning of year
a) Accounts receivable from customers	15,413,284,657	10,557,167,157
-Details of accounts receivable from customers accounting for 10% or more of total accounts receivable from customers		
-Other accounts receivable from customers		
b) Accounts receivable from customers who are related parties	1,664,728,502	1,147,264,068
Total	17,078,013,159	11,704,431,225

7. Inventory

	End of period	Beginning of year
Materials	20,755,693,951	17,940,440,379
Work in progress	802,919,870	802,919,870
Total	21,558,613,821	18,743,360,249

8. Taxes and amounts receivable from the State

	End of period	Beginning of year
a) Payable (detailed by each type of tax)	-277,303,738	1,904,836,458
Total	-277,303,738	1,904,836,458
b) Receivable (detailed by each type of tax)	1,045,476,394	2,725,651,382
Total	1,045,476,394	2,725,651,382

9. Long-term construction in progress

	End of period	Beginning of year
Long-term work in progress	802,919,870	802,919,870
Total	802,919,870	802,919,870
Purchase		
Construction	2,724,955,210	330,784,389
Repair		
Total	2,724,955,210	330,784,389

10. Prepaid expenses

	End of period	Beginning of year
-Long-term (detailed by each item)		
Issued tools and supplies	-19,426,467,506	973,532,494
Total	-19,426,467,506	973,532,494

11. Accounts payable to suppliers

	End of period	Beginning of year
a) Payables to related parties		
Biwase-Long An Water Joint Stock Company	22,287,755,988	19,598,050,101
b) Payables to other parties		
N,T,P Trading Company Limited	5,380,505,400	6,102,905,820
Tien Phong Plastic South Joint Stock Company	2,192,988,538	1,901,550,289
Vinh Phuc Trading Construction Engineering Joint Stock Company	1,130,017,045	897,262,819
Other trade payables	2,872,862,898	17,542,474,432
Total	33,864,129,869	46,042,243,461

12. Accrued expenses

	End of period	Beginning of year
-Long term		
Loan interest	469,823,673	
Total	469,823,673	

13. Other payables

	End of period	Beginning of year
Trade union funds	-2 17,600	-217,600
Social insurance	12,505,608	8,954,008
Health insurance	1,8 50,000	
Dividends, profits payable	24,908,207, 191	24,951,488,773
Total	24,922,3 45,199	24,960,225,181

14. Owners' equity

	End of period	Beginning of year
-Enterprise funds		
Development investment fund	65,038,456,511	65,038,456,511

15. Revenue

	End of period	Beginning of year
Revenue from water supply	83,257,432,076	73,083,448,932
Revenue from pipeline installation	3,345,282,119	5,205,669,092
Revenue from service provision	41,287,205	43,981,673
Other revenue		196,519
Total	86,644,001,400	78,333,296,216

16. Cost of goods sold

	This year	Previous year
Cost of water supply and water testing	66,739,961,468	60,936,056,366
Cost of pipeline installation	2,334,122,121	3,273,150,343
Total	69,074,083,589	64,209,206,709

17. Revenue from financial activities

	This year	Previous year
Interest on deposits, loans	4,939,833	5,027,768
Total	4,939,833	5,027,768

18. Financial expenses

	End of period	Beginning of year
Loan interest	1,377,773,001	907,949,328
Total	1,377,773,001	907,949,328

19. Production cost by nature

	End of period	Beginning of year
Cost of raw materials	4,763,123,859	3,550,141,113
Labor costs	1,930,178,272	
Depreciation of fixed assets	8,554,866,872	8,557,943,983
Cost of purchased services	60,893,014	
Other expenses in cash	-2,386,653,783	
Total	12,922,408,234	12,108,085,096

20. Transactions and balances with related parties

The company has the following significant transactions with related parties:

	This year	Previous year
Biwase - Long An Water Joint Stock Company		
Money for buying water	26,360,625,809	28,923,358,576
Payment for water purchase	24,988,951,213	32,056,084,894

Income of members of the Board of Directors, the Supervisory Board and the Board of General Directors

Remuneration of the Board of Directors and Income of the Supervisory Board and the Board of General Directors are entitled in the period as follows:


Full name	Position	This year	Previous year
Mr, Nguyen Bao Tung	Chairman of BoD	301,950,160	313,293,754
Ms, Truong Ngoc Thuy Trang	Member of BoD cum General Director	250,309,040	188,549,958
Mr, Mai Song Hao	Member of BoD	9,000,000	9,000,000
Mr, Tran Tan Loi	Member of BoD	9,000,000	9,000,000
Mr, Luu Van Can	Member of BoD cum Deputy General Director	233,600,720	238,278,291
Mr, Cao Duy Thanh	Head of BS	233,700,720	175,362,791
Ms, Truong Thi Le Khanh	Member of BS	71,034,800	85,515,568
Mr, Nguyen Dinh Tuan	Member of BS	6,000,000	6,000,000
Mr, Nguyen Quoc Phong	Chief Accountant	241,100,720	244,992,581

Preparer



Trinh Huynh Thuy Tien

Chief Accountant



Nguyễn Quốc Phong



Nguyễn Bảo Tùng

No: 837/CL-CNTA .

Long An, 11 April, 2025

REGULAR DISCLOSURE OF INFORMATION ON FINANCIAL REPORTS

To: Hanoi Stock Exchange (HNX)

Complying with the provisions of Clause 3, Article 14 of Circular No. 96/2020/TT-BTC dated November 16th, 2020 of the Ministry of Finance guiding information disclosure on the stock market, Long An Water Supply Sewerage Joint Stock would like to disclose the Financial Statements in Quarter1/2025 with Hanoi Stock Exchange as follows:

1. Name of Organization: Long An Water Supply Sewerage Joint Stock
2. Stock code: LAW
- Address: No. 250, Hung Vuong Street, Ward 4, Tan An City, Long An Province
- Tel: 0272 3825 114 Fax: 0272 3826 040
- Email: info@lawaco.com.vn. Website: <http://lawaco.com.vn>
2. Content of information disclosure:
 - Financial Statements in Quarter1/2025
 - ☒ Separate Financial Statements (Listed organizations has no subsidiaries and superior accounting units have affiliated units);
 - ☐ Consolidated Financial Statements (Listed organizations have subsidiaries);
 - ☐ General Financial Statements (Listed organizations has an accounting units directly under its own accounting system

Cases in which the cause must be explained:

+ The auditing organization expresses an opinion that is not a fully accepted opinion for financial statements (for audited financial statements in Quarter1/2025):

☐ Yes ☒ No

Explanatory documents in case of integration:

☐ Yes ☒ No

+ Profit after tax in the reporting period has a difference before and after the audit of 5% or more, converted from loss to profit or vice versa (for audited financial statements in Quarter1/2025):

☐ Yes ☒ No

Explanatory documents in case of integration:

☐ Yes ☒ No

+ The profit after corporate income tax in the business performance statement of the reporting period changes by 10% or more compared to the same period of the previous year:

☐ Yes ☒ No

Explanatory documents in case of integration:

☐ Yes

☒ No

+ The profit after tax in the reporting period suffered a loss, converted from profit in the same period last year to a loss in this period or vice versa:

☐ Yes

☒ No

Explanatory documents in case of integration:


☐ Yes

☒ No

This information was published on the Company's website on April 11, 2025 at the link <http://lawaco.com.vn>

We hereby commit that the information published above is true and take full responsibility before the law for the content of the published information

**LONG AN WATER SUPPLY
SEWERAGE JOINT STOCK COMPANY**
Person authorized to disclose information



CAO DUY THANH