

CONSOLIDATED FINANCIAL STATEMENTS

PETROVIETNAM MACHINERY - TECHNOLOGY JOINT STOCK COMPANY

For the fiscal year ended as at 31/12/2024

(Audited)



CONTENTS

	Pages
Report of The Board of Management	02-03
Independent Auditors' Report	04-05
Audited Consolidated Financial Statements	06-54
Consolidated Statement of Financial Position	06-07
Consolidated Statement of Income	08
Consolidated Statement of Cash flows	09-10
Notes to the Consolidated Financial Statements	11-54

REPORT OF THE BOARD OF MANAGEMENT

The Board of Management of PetroVietnam Machinery - Technology Joint Stock Company ("the Company") presents its report and the Company's Consolidated Financial Statements for the fiscal year ended as at 31 December 2024.

THE COMPANY

PetroVietnam Machinery - Technology Joint Stock Company was established on the basis of equitization of Machinery and Spare Parts Company under Decision No. 517/QD-DKVN dated on 14 March 2008 and Decision No. 4779/QD-DKVN dated on 07 July 2008 of the Vietnam Oil and Gas Group. The Company was operated under the the Business Registration Certificate of Joint Stock Company No. 0101394512 issued by Hanoi Authority for Planning and Investment for the first insurance on 01 March 2010, registered for the 10th amendment on 06 June 2022.

The Company's head office is located at: No. 08 Trang Thi, Hang Trong Ward, Hoan Kiem District, Hanoi, Viet Nam.

BOARD OF DIRECTORS, BOARD OF MANAGEMENT AND BOARD OF SUPERVISION

Members of The Board of Directors during the fiscal year and to the reporting date are:

Mr. Dang Van Than	Chairman	Appointed on 23 April 2024
Mr. Vu Duc Tien	Chairman	Resigned on 23 April 2024
Mr. Pham Van Hiep	Member	
Mr. Nguyen Minh Tuan	Member	
Mr. Vuong Hoang Thang	Member	
Ms. Tong Thi Diep	Member	

Members of The Board of Management during the fiscal year and to the reporting date are:

Mr. Pham Van Hiep	General Director	
Mr. Luong Van Hoa	Vice General Director	Appointed on 16 September 2024
Mr. Phan Trung Nghia	Vice General Director	Resigned on 16 September 2024
Mr. Nguyen Hong Ha	Vice General Director	Resigned on 16 September 2024
Mr. Chu Thanh Nam	Vice General Director	
Ms. Pham Thi My Huong	Vice General Director	

Members of the Board of Supervision are:

Ms. Le Thi Kieu Van	Head of Control Department
Ms. Pham Thi Hai An	Member
Ms. Ha Thi Thanh Hau	Member

LEGAL REPRESENTATIVE

The legal representative of the Company during the year and at the date of this Consolidated Financial Statement is Mr. Pham Van Hiep - General Director.

AUDITORS

The auditors of the AASC Auditing Firm Company Limited have taken the audit of Consolidated Financial Statements for the Company.

PETROVIETNAM MACHINERY - TECHNOLOGY JOINT STOCK COMPANY

No. 08 Trang Thi, Hang Trong Ward, Hoan Kiem District, Hanoi, Viet Nam

STATEMENT OF THE BOARD OF MANAGEMENT RESPONSIBILITY IN RESPECT OF THE CONSOLIDATED FINANCIAL STATEMENTS

The Board of Management is responsible for the Consolidated Financial Statements which give a true and fair view of the financial position of the Company, its operating results and its cash flows for the year. In preparing those Consolidated Financial Statements, The Board of Management is required to:

- Establish and maintain an internal control system which is determined necessary by The Board of Management and Board of Management to ensure the preparation and presentation of Consolidated Financial Statements do not contain any material misstatement caused by errors or frauds;
- Select suitable accounting policies and then apply them consistently;
- Make judgments and estimates that are reasonable and prudent;
- State whether applicable accounting standards have been followed, subject to any material departures disclosed and explained in the Consolidated Financial Statements;
- Prepare the Consolidated Financial Statements on the basis of compliance with Vietnamese Accounting Standards, Vietnamese Corporate Accounting System and the statutory requirements relevant to preparation and presentation of Consolidated Financial Statements;
- Prepare the Consolidated Financial Statements on going concern basis unless it is inappropriate to presume that the Company will continue in business.

The Board of Management is responsible for ensuring that accounting records are kept to reflect the financial position of the Company, with reasonable accuracy at any time and to ensure that the Consolidated Financial Statements comply with the registered accounting system. It is responsible for safeguarding the assets of the Company and hence for taking reasonable steps for the prevention and detection of fraud and other irregularities.

The Board of Management confirms that the Consolidated Financial Statements give a true and fair view of the financial position at 31 December 2024, its operations and cash flows in the year 2024 of the Company in accordance with the Vietnamese Accounting Standards, Vietnamese Corporate Accounting System and statutory requirements relevant to the preparation and presentation of Consolidated Financial Statements.

Other commitments

The Board of Management pledges that the Company complies with Decree No. 155/2020/ND-CP dated 31 December 2020 on detailing and guiding the implementation of a number of articles of the Law on Securities and the Company does not violate the obligations of information disclosure in accordance with the regulations of the Circular No. 96/2020/TT-BTC dated 16 November 2020 issued by the Ministry of Finance guiding the disclosure of information on Securities Market and the Circular No. 68/2024/TT-BTC dated 18 September 2024 issued by Ministry of Finance amending and supplementing some articles of the Circular No. 96/2020/TT-BTC.

On behalf of The Board of Management



Pham Van Hiep

General Director

Hanoi, 25 March 2025

INDEPENDENT AUDITORS' REPORT

**To: Shareholders, Board of Director and Board of Management
PetroVietnam Machinery - Technology Joint Stock Company**

We have audited the accompanying Consolidated Financial Statements of PetroVietnam Machinery - Technology Joint Stock Company prepared on 25 March 2025 from pages 06 to 54 including: Consolidated Statement of Financial Position as at 31 December 2024, Consolidated Statement of Income, Consolidated Statement of Cash flows and Notes to Consolidated Financial Statements for the fiscal year ended as at 31 December 2024.

Board of Management' Responsibility

The Board of Management is responsible for the preparation of Consolidated Financial Statements that give a true and fair view in accordance with Vietnamese Accounting Standards, Vietnamese Corporate Accounting System and the statutory requirements relevant to the preparation and presentation of Consolidated Financial Statements and for such internal control as directors determines is necessary to enable the preparation and presentation of Consolidated Financial Statements that are free from material misstatement, whether due to fraud or error.

Auditor's Responsibility

Our responsibility is to express an opinion on these Consolidated Financial Statements based on our audit. We conducted our audit in accordance with Vietnamese Standards on Auditing. Those standards require that we comply with standards, ethical requirements; plan and perform the audit to obtain reasonable assurance about whether the Consolidated Financial Statements are free from material misstatement.

An audit involves performing procedures to obtain audit evidence about the amounts and disclosures in the Consolidated Financial Statements. The procedures selected depend on the auditor's judgment, including the assessment of the risks of material misstatement of the Consolidated Financial Statements, whether due to fraud or error. In making those risk assessments, the auditor considers internal control relevant to the entity's preparation of Consolidated Financial Statements that give a true and fair view in order to design audit procedures that are appropriate in the circumstances, but not for the purpose of expressing an opinion on the effectiveness of the entity's internal control. An audit also includes evaluating the appropriateness of accounting policies used and the reasonableness of accounting estimates made by The Board of Management, as well as evaluating the overall presentation of the Consolidated Financial Statements.

We believe that the audit evidence we have obtained is sufficient and appropriate to provide a basis for our audit opinion.

Auditor's opinion

In our opinion, the Consolidated Financial Statements give a true and fair view, in all material respects, of the Financial Position of PetroVietnam Machinery - Technology Joint Stock Company as at 31 December 2024, its operating results and its cash flows for the year then ended in accordance with the Vietnamese Accounting Standards, Vietnamese Corporate Accounting System and the statutory requirements relevant to the preparation and presentation of Financial Statements.

AASC Auditing Firm Company Limited



Vu Xuan Bien

Deputy General Director

Certificate of registration to audit practice

No: 0743-2023-002-1

Hanoi, 25 March 2025

Ngo Hoang Ha

Auditor

Certificate of registration to audit practice

No: 3999-2023-002-1

PETROVIETNAM MACHINERY - TECHNOLOGY JOINT STOCK COMPANY

No. 08 Trang Thi, Hang Trong Ward, Hoan Kiem District,
Hanoi, Viet Nam

Consolidated Financial Statements
for the fiscal year ended as at 31/12/2024

CONSOLIDATED STATEMENT OF FINANCIAL POSITION

As at 31 December 2024

Code	ASSETS	Note	31/12/2024	01/01/2024
			VND	(Adjusted) VND
100	A. CURRENT ASSETS		961,473,756,707	812,152,816,971
110	I. Cash and cash equivalents	3	21,075,174,063	23,645,640,021
111	1. Cash		21,075,174,063	23,645,640,021
120	II. Short-term investments	4	112,095,707,177	79,575,674,979
123	1. Held to maturity investments		112,095,707,177	79,575,674,979
130	III. Short-term receivables		744,277,933,272	535,368,142,822
131	1. Short-term trade receivables	5	381,300,553,451	372,913,789,433
132	2. Short-term prepayments to suppliers	6	84,916,208,971	84,518,462,853
135	3. Short-term loan receivables	7	221,469,807,685	84,765,471,000
136	4. Other short-term receivables	8	236,869,494,285	176,223,663,556
137	5. Provision for short-term doubtful debts		(180,278,131,120)	(183,053,244,020)
140	IV. Inventories	10	78,084,125,290	158,526,652,411
141	1. Inventories		78,789,190,790	159,064,781,411
149	2. Provision for devaluation of inventories		(705,065,500)	(538,129,000)
150	V. Other short-term assets		5,940,816,905	15,036,706,738
151	1. Short-term prepaid expenses	15	3,135,787,142	445,805,535
152	2. Deductible VAT		2,174,038,806	13,981,196,516
153	3. Taxes and other receivables from State budget	18	630,990,957	609,704,687
200	B. NON-CURRENT ASSETS		194,390,095,664	294,140,431,620
210	I. Long-term receivables		37,600,000,000	57,683,834,245
215	1. Long-term loan receivables	7	-	19,640,000,000
216	2. Other long-term receivables	8	37,600,000,000	38,043,834,245
220	II. Fixed assets		70,148,377,477	64,349,820,739
221	1. Tangible fixed assets	13	57,964,437,933	51,919,741,445
222	- Historical costs		95,299,521,463	84,576,535,212
223	- Accumulated depreciation		(37,335,083,530)	(32,656,793,767)
227	2. Intangible fixed assets	12	12,183,939,544	12,430,079,294
228	- Historical costs		14,950,865,814	14,799,665,814
229	- Accumulated amortization		(2,766,926,270)	(2,369,586,520)
230	III. Investment properties	14	-	-
231	- Historical costs		15,292,742,940	15,292,742,940
232	- Accumulated depreciation		(15,292,742,940)	(15,292,742,940)
240	IV. Long-term assets in progress	11	22,281,555,332	17,120,082,637
241	1. Long-term work in process		22,281,555,332	17,120,082,637
250	V. Long-term investments	4	53,834,666,927	142,349,542,127
252	1. Investments in joint ventures and associates		-	103,530,000,000
253	2. Equity investments in other entities		59,150,365,573	44,135,240,773
254	3. Provision for devaluation of long-term investments		(5,315,698,646)	(5,315,698,646)
260	VI. Other long-term assets		10,525,495,928	12,637,151,872
261	1. Long-term prepaid expenses	15	10,525,495,928	12,637,151,872
270	TOTAL ASSETS		1,155,863,852,371	1,106,293,248,591

PETROVIETNAM MACHINERY - TECHNOLOGY JOINT STOCK COMPANY

No. 08 Trang Thi, Hang Trong Ward, Hoan Kiem District,
Hanoi, Viet Nam

Consolidated Financial Statements
for the fiscal year ended as at 31/12/2024

CONSOLIDATED STATEMENT OF FINANCIAL POSITION

As at 31 December 2024

(continue)

Code	CAPITAL	Note	31/12/2024	01/01/2024
			VND	(Adjusted) VND
300	C. LIABILITIES		467,097,303,806	447,447,360,983
310	I. Current liabilities		430,331,858,569	392,406,698,575
311	1. Short-term trade payables	16	17,247,336,478	108,095,191,546
312	2. Short-term prepayments from customers	17	3,390,881,094	6,526,346,722
313	3. Taxes and other payables to State budget	18	17,790,846,528	14,451,535,632
314	4. Payables to employees		6,394,860,069	7,047,776,199
315	5. Short-term accrued expenses	19	2,141,771,229	1,805,448,152
318	6. Short-term unearned revenue		1,554,484,992	811,340,019
319	7. Other short-term payments	20	50,987,381,001	80,639,242,969
320	8. Short-term borrowings and finance lease liabilities	21	326,265,506,094	168,059,881,836
322	9. Bonus and welfare fund		4,558,791,084	4,969,935,500
330	II. Non-current liabilities		36,765,445,237	55,040,662,408
337	1. Other long-term payables	20	25,261,547,264	47,261,547,264
338	2. Long-term borrowings and finance lease liabilities	21	11,503,897,973	7,779,115,144
400	D. OWNER'S EQUITY		688,766,548,565	658,845,887,608
410	I. Owner's equity	22	688,766,548,565	658,845,887,608
411	1. Contributed capital		386,386,000,000	386,386,000,000
411a	Ordinary shares with voting rights		386,386,000,000	386,386,000,000
418	2. Development and investment funds		18,920,978,074	18,920,978,074
421	3. Retained earnings		147,393,604,792	118,520,287,441
421a	Retained earnings accumulated to previous year		94,427,186,965	(12,676,114,016)
421b	Retained earnings of the current year		52,966,417,827	131,196,401,457
429	4. Non – Controlling Interests		136,065,965,699	135,018,622,093
440	TOTAL CAPITAL		1,155,863,852,371	1,106,293,248,591

Le Thi Thu Hien
Preparer

Hoang Minh Duc
Chief Accountant



Pham Van Hiep
General Director

Hanoi, 25 March 2025

PETROVIETNAM MACHINERY - TECHNOLOGY JOINT STOCK COMPANY

No. 08 Trang Thi, Hang Trong Ward, Hoan Kiem District,
Hanoi, Viet Nam

Consolidated Financial Statements
for the fiscal year ended as at 31/12/2024

CONSOLIDATED STATEMENT OF INCOME

Year 2024

Code ITEM	Note	Year 2024	Year 2023 (Adjusted)
		VND	VND
01 1. Revenue from sales of goods and rendering of services	24	1,906,809,941,716	1,439,655,401,390
02 2. Revenue deductions		-	574,741,200
10 3. Net revenue from sales of goods and rendering of services		1,906,809,941,716	1,439,080,660,190
11 4. Cost of goods sold and services rendered	25	1,819,580,012,566	1,380,476,732,590
20 5. Gross profit from sales of goods and rendering of services		87,229,929,150	58,603,927,600
21 6. Financial income	26	79,312,160,089	358,714,757,882
22 7. Financial expense	27	17,581,557,746	27,650,405,705
23 In which: Interest expenses		17,547,615,600	9,975,109,173
24 8. Share of joint ventures and associates' profit or loss		-	-
25 9. Selling expense	28	68,235,593,485	64,382,758,025
26 10 General and administrative expenses	29	37,433,645,583	92,118,973,571
30 11. Net profit from operating activities		43,291,292,425	233,166,548,181
31 12. Other income	30	30,630,991,709	29,709,648,050
32 13. Other expense	31	13,152,408,352	105,659,446,898
40 14. Other profit		17,478,583,357	(75,949,798,848)
50 15. Total net profit before tax		60,769,875,782	157,216,749,333
51 16. Current corporate income tax expenses	32	4,370,754,825	22,295,610,880
52 17. Deferred corporate income tax expenses		-	-
60 18. Profit after corporate income tax		<u>56,399,120,957</u>	<u>134,921,138,453</u>
61 19. Profit after tax attributable to owners of the parent		52,966,417,827	131,196,401,457
62 20. Profit after tax attributable to non-controlling interest		3,432,703,130	3,724,736,996
70 21. Basic earnings per share	33	1,371	3,395

Le Thi Thu Hien

Preparer

Hanoi, 25 March 2025

Hoang Minh Duc

Chief Accountant

Pham Van Hiep

General Director



PETROVIETNAM MACHINERY - TECHNOLOGY JOINT STOCK COMPANY

No. 08 Trang Thi, Hang Trong Ward, Hoan Kiem District,
Hanoi, Viet Nam

Consolidated Financial Statements
For the fiscal year ended as at 31/12/2024

CONSOLIDATED STATEMENT OF CASH FLOWS

Year 2024
(Indirect method)

Code	ITEM	Note	Year 2024	Year 2023
			VND	(Adjusted) VND
	I. CASH FLOWS FROM OPERATING ACTIVITIES			
01	1. Profit before tax		60,769,875,782	157,216,749,333
	2. Adjustments for			
02	- Depreciation and amortization of fixed assets and investment properties		5,075,629,513	4,698,317,138
03	- Provisions		(2,608,176,400)	6,883,727,937
04	- Exchange gains / losses from retranslation of monetary items denominated in foreign currency		(943,515,475)	168,165,955
05	- Gains / losses from investment activities		(77,888,595,612)	(339,172,279,574)
06	- Interest expense		17,547,615,600	9,975,109,173
08	3. Operating profit before changes in working capital		1,952,833,408	(160,230,210,038)
09	- Increase/decrease in receivables		(45,796,908,657)	(255,523,544,854)
10	- Increase/decrease in inventories		75,114,117,926	(96,456,742,927)
11	- Increase/decrease in payables (excluding interest payable/ corporate income tax payable)		(141,709,354,619)	164,056,997,361
12	- Increase/decrease in prepaid expenses		(578,325,663)	29,075,448,835
13	- Increase/decrease in trading securities		-	24,980,781,305
14	- Interest paid		(17,811,061,402)	(67,412,378,029)
15	- Corporate income tax paid		(4,860,633,797)	(8,899,412,167)
17	- Other payments on operating activities		(5,461,144,416)	(2,517,217,521)
20	Net cash flows from operating activities		(139,150,477,220)	(372,926,278,035)
	II. CASH FLOWS FROM INVESTING ACTIVITIES			
21	1. Purchase or construction of fixed assets and other long-term assets		(10,874,186,251)	(10,127,829,561)
23	2. Loans and purchase of debt instruments from other entities		(153,624,368,883)	(291,481,145,979)
24	3. Collection of loans and resale of debt instrument of other entities		4,040,000,000	199,600,000,000
25	4. Equity investments in other entities		(15,015,124,800)	(103,530,000,000)
26	5. Proceeds from equity investment in other entities		118,530,000,000	422,004,082,785
27	6. Interest and dividend received		52,443,830,958	58,728,442,611
30	Net cash flows from investing activities		(4,499,848,976)	275,193,549,856

PETROVIETNAM MACHINERY - TECHNOLOGY JOINT STOCK COMPANY

No. 08 Trang Thi, Hang Trong Ward, Hoan Kiem District,
Hanoi, Viet Nam

Consolidated Financial Statements
For the fiscal year ended as at 31/12/2024

CONSOLIDATED STATEMENT OF CASH FLOWS

Year 2024
(Indirect method)

Code	ITEM	Note	Year 2024	Year 2023
			VND	(Adjusted) VND
III CASH FLOWS FROM FINANCING ACTIVITIES				
31	1. Proceeds from issuance of shares and receipt of contributed capital		-	104,800,000,000
33	2. Proceeds from borrowings		1,651,343,047,203	841,059,963,452
34	3. Repayment of principal		(1,489,412,640,116)	(847,595,825,360)
36	4. Dividends or profits paid to owners		(20,851,936,815)	(26,465,499,866)
40	Net cash flows from financing activities		141,078,470,272	71,798,638,226
50	Net cash flows in the year		(2,571,855,924)	(25,934,089,953)
60	Cash and cash equivalents at the beginning of the year		23,645,640,021	49,559,553,529
61	Effect of exchange rate fluctuations		1,389,966	20,176,445
70	Cash and cash equivalents at the end of the year	3	21,075,174,063	23,645,640,021



Le Thi Thu Hien
Preparer



Hoang Minh Duc
Chief Accountant



Pham Van Hiep
General Director

Hanoi, 25 March 2025

PETROVIETNAM MACHINERY - TECHNOLOGY JOINT STOCK COMPANY

No. 08 Trang Thi, Hang Trong Ward, Hoan Kiem District,
Hanoi, Viet Nam

Consolidated Financial Statements
for the fiscal year ended as at 31/12/2024

NOTES TO CONSOLIDATED FINANCIAL STATEMENTS

Year 2024

1 . GENERAL INFORMATION**Form of Ownership**

PetroVietnam Machinery - Technology Joint Stock Company was established on the basis of equitization of Machinery and Spare Parts Company under Decision No. 517/QĐ-DKVN dated on 14 March 2008 and Decision No. 4779/QĐ-DKVN dated on 07 July 2008 of the Vietnam Oil and Gas Group. The Company was operated under the the Business Registration Certificate of Joint Stock Company No. 0101394512 issued by Hanoi Authority for Planning and Investment for the first issuance on 01 March 2010, registered for the 10th amendment on 06 June 2022.

The Company's head office is located at: No. 08 Trang Thi, Hang Trong Ward, Hoan Kiem District, Hanoi, Viet Nam.

Company's Charter capital: VND 386,386,000,000, capital contributed as at 31 December 2024 is VND 386,386,000,000. Equivalent to 38,638,600 shares with the price of VND 10,000 per share.

The total number of employees of the Company as at 31 December 2024 is 321 people (as at 31 December 2023: 284 people).

Business field

Construction and trading.

Business activities

Main business activities of the Company include:

- Real estate investment and trading;
- Wholesale trading of metals and metal ores;
- Wholesale trading of rice, wheat, other cereals, and wheat flour;
- Other wholesale trading activities not classified elsewhere;
- Installation of industrial machinery and equipment;
- Leasing of commercial premises.

Group structure

- The Group's subsidiaries have consolidated in Consolidated Financial Statements as at 31/12/2024 include :

<u>Name of company</u>	<u>Head office</u>	<u>Proportion of ownership</u>	<u>Proportion of voting rights</u>	<u>Principal activities</u>
PetroVietnam Machinery - Technology Saigon Co., Ltd ⁽¹⁾	Ho Chi Minh city	100.00%	100.00%	Trade in machinery and equipment
Danang Petroleum Machinery - Technology JSC ⁽²⁾	Da Nang city	49.78%	(2)	Trading and leasing of machinery and equipment
Machino Thanh Dat JSC	Hanoi city	51.00%	51.00%	Treatment and disposal of non-hazardous waste
Machino An Phu JSC	Thai Binh province	55.00%	55.00%	Real estate business
Machino Phu Xuan Co., Ltd	Thai Binh province	70.00%	70.00%	Real estate business

(1) On 31 March 2022, the Board of Directors of PetroVietnam Machinery - Technology Joint Stock Company issued Decision No. 0034/QĐ/MTB-HĐQT regarding the dissolution of PetroVietnam Machinery - Technology Sai Gon Company Limited. As of 31 December 2024, this subsidiary is in the process of completing its dissolution procedures.

(2) Although the company holds only 49.78% of the shares in Da Nang Petroleum Machinery - Technology Joint Stock Company, the Chairman of the Board of Directors and the Head of the Supervisory Board are representatives of the company. Therefore, the company has full control over the operations of Da Nang Petroleum Machinery - Technology Joint Stock Company.

2 . ACCOUNTING SYSTEM AND ACCOUNTING POLICY

2.1 . Accounting period and accounting currency

Annual accounting period commences from 1st January and ends as at 31st December.

The Company maintains its accounting records in Vietnamese Dong (VND).

2.2 . Standards and Applicable Accounting Policies

Applicable Accounting Policies

The Company applies Corporate Accounting System issued under the Circular No. 200/2014/TT-BTC dated 22 December 2014 by the Ministry of Finance, the Circular No. 53/2016/TT-BTC dated 21 March 2016 issued by Ministry of Finance amending and supplementing some articles of the Circular No. 200/2014/TT-BTC and the Circular No. 202/2014/TT-BTC dated 22 December 2014 by the Ministry of Finance guiding the preparation and presentation of Consolidated Financial Statements.

Declaration of compliance with Accounting Standards and Accounting System

The Company applies Vietnamese Accounting Standards and supplementary documents issued by the State. Financial Statements are prepared and presented in accordance with regulations of each standard and supplementary document as well as with current Accounting Standards and Accounting System.

2.3 . Basis for preparation of consolidated financial statements

Consolidated Financial Statements are prepared based on consolidating Separate Financial Statements of the Company and Financial Statements of its subsidiaries under its control as at 31 December annually. Control right is achieved when the company has power to govern the financial and operating policies of invested companies to obtain benefits from their activities.

Consistent accounting policies are applied in Financial Statements of subsidiaries and the Company. If necessary, adjustments are made to the Financial Statements of subsidiaries to ensure the consistency of application of accounting policies among the Company and its subsidiaries.

Balance, main incomes and expenses, including unrealized profits from intra-group transactions are eliminated in full from Consolidated financial statements.

Non – controlling interests

Non - controlling interests represents the portion of profit or loss and net assets not held by owners.

2.4 . Accounting estimates

The preparation of Consolidated Financial Statements in conformity with Vietnamese Accounting Standards, Vietnamese Corporate Accounting System and legal regulations relating to financial reporting requires the Board of Management to make estimates and assumptions that affect the reported amounts of liabilities, assets and disclosures of contingent liabilities and assets at the date of the Consolidated Financial Statements and the reported amounts of revenues and expenses during the accounting year.

The estimates and assumptions that have a material impact in the Consolidated Financial Statements include:

- Provision for bad debts;
- Provision for devaluation of inventory;
- Estimated allocation of prepaid expenses;
- Estimated useful life of fixed assets;
- Classification and provision of financial investments;
- Estimated income tax.

Such estimates and assumptions are continually evaluated. They are based on historical experience and other factors, including expectations of future events that may have a financial impact on the Company's Consolidated Financial Statements and that are assessed by the Board of Management to be reasonable under the circumstances.

2.5 . Financial Instruments

Initial recognition

Financial assets

Financial assets of the Company include cash, cash equivalents, trade receivables, other receivables, lending loans. At initial recognition, financial assets are identified by purchasing price/issuing cost plus other expenses directly related to the purchase and issuance of those assets.

Financial liabilities

Financial liabilities of the Company include borrowings, trade payables, other payables and accrued expenses. At initial recognition, financial liabilities are determined by issuing price plus other expenses directly related to the issuance of those liabilities.

Subsequent measurement after initial recognition

Financial assets and financial liabilities are not revalued according to fair value at the end of the year because the Circular No.210/2009/TT-BTC and prevailing statutory regulations require to present Financial statements and Notes to financial instruments but not provide any relevant instruction for assessment and recognition of fair value of financial assets and financial liabilities.

2.6 . Foreign currency transactions

Foreign currency transactions during the year are translated into Vietnamese Dong using the actual rate at transaction date.

Real exchange rate when revaluing monetary items denominated in foreign currencies at the reporting date of Consolidated Financial Statements is determined under the following principles:

- For asset accounts, applying the bid rate of the commercial bank where the Company regularly conducts transaction;
- For cash deposited in bank, applying the bid rate of the commercial bank where the Company opens its foreign currency accounts;
- For liability accounts, applying the offer rate of the commercial bank where the Company regularly conducts transaction.

All exchange differences arising as a result of transactions or revaluation at the balance sheet date shall be recorded into the financial income or expense in the year.

PETROVIETNAM MACHINERY - TECHNOLOGY JOINT STOCK COMPANY

No. 08 Trang Thi, Hang Trong Ward, Hoan Kiem District,
Hanoi, Viet Nam

Consolidated Financial Statements
for the fiscal year ended as at 31/12/2024

2.7 . Cash

Cash comprises cash on hand, demand deposits.

2.8 . Financial investments

Investments held to maturity include: Term deposits held until maturity with the purpose of earning periodic interest, and other investments held to maturity.

In the Consolidated Financial Statements, investments in associates are accounted for using equity method. Under this method, the investments are initially recognised at cost and adjusted thereafter for the post acquisition change in the Group's share in net assets of the associate after acquisition date. Goodwill incurred from the investment in the associates is reflected in the carrying amount of the investment in the associate. The Group will not allocate such goodwill but assess annually to determine whether the goodwill is under impaired loss or not.

For the adjustment of the value of investments in joint ventures and associates from the date of investment to the beginning of the reporting year, the Company shall:

- For the adjustment to the income statement of previous years: make an adjustment to the undistributed profit after tax according to net adjusted accumulated amount to the beginning of the reporting year.
- For the adjustment due to the difference in revaluation of assets and the difference in foreign exchange rates, recorded in the balance sheet of the previous years: determine the adjustment to the corresponding items on the Statement of Financial Position according to net accumulated adjusted amount.

For the adjustment of the value of investments in joint ventures and associates arising in the year, the Company shall exclude the preferred dividends of other shareholders (if preferred shares are classified as Owner's capital); expected number of deductions for bonus and welfare funds of joint ventures and associates; share of profits related to transactions of joint ventures, associates contributing capital or selling assets to the Company before determining the Company's share in the profit or loss of the joint venture or associated company during the reporting year. The Company then adjusts the value of the investment in proportion to its share in profits and losses of joint ventures and associates and immediately recognizes it in the Consolidated Income Statement.

Financial Statements of associates are prepared in the same period with the Group's consolidated financial statements and use the consistent accounting policies with the Group's policies. Adjustment shall be made if necessary to ensure the consistence with the Group's accounting policies.

Investments in other entities comprise investments in equity instruments of other entities without having control, joint control, or significant influence on the investee. These investments are initially stated at original cost. After initial recognition, these investments are measured at original cost less provision for devaluation of investments.

Provision for devaluation of investments is made at the end of the year as follows:

- Long-term investments (other than trading securities) without significant influence on the investee: the provision is based on the Financial Statements at the time of provisioning of the investee.
- Investments held to maturity: provision for doubtful debts shall be made based on the recovery capacity in accordance with statutory regulations.

2.9 . Receivables

The receivables shall be recorded in details in terms of due date, entities receivable, types of currency and other factors according to requirements for management of the Company. The receivables shall be classified into short-term receivables or long-term receivables on the consolidated financial statements according to their remaining terms at the reporting date.

The provision for doubtful debts is made for receivables that are overdue under an economic contract, a loan agreement, a contractual commitment or a promissory note and for receivables that are not due but difficult to be recovered. Accordingly, the provisions for overdue debts shall be based on the due date stipulated in the initial sale contract, exclusive of the debt rescheduling between contracting parties and the case where the debts are not due but the debtor is in bankruptcy, in dissolution, or missing and making fleeing or estimating possible losses.

2.10 . Inventories

Inventories are initially recognized at original cost including purchase price, processing cost and other costs incurred in bringing the inventories to their location and condition at the time of initial recognition. After initial recognition, at the reporting date, inventories are stated at the lower of cost and net realizable value.

Net realizable value is estimated based on the selling price of the inventory minus the estimated costs for completing the products and the estimated costs needed for their consumption.

The cost of inventory is calculated using weighted average method.

Inventory is recorded by perpetual.

Method for valuation of work in process at the end of the year: Work-in-progress production costs are accumulated for each unfinished project or those not yet recognized as revenue, corresponding to the volume of work still incomplete at the year-end.

Provision for devaluation of inventories made at the end of the year is based on the excess of original cost of inventory over their net realizable value.

2.11 . Fixed assets

Fixed assets (tangible and intangible) are initially stated at the historical cost. During the using time, fixed assets (tangible and intangible) are recorded at cost, accumulated amortization and carrying amount.

Subsequent measurement after initial recognition

If these costs augment future economic benefits obtained from the use of tangible fixed assets are extended to their initial standards conditions, these costs are capitalized as an incremental in their historical cost.

Other costs incurred after tangible fixed assets have been put into operation such as repair, maintenance and overhaul costs are recognized in the Consolidated Statement of Income in the period in which the costs are incurred.

PETROVIETNAM MACHINERY - TECHNOLOGY JOINT STOCK COMPANY

No. 08 Trang Thi, Hang Trong Ward, Hoan Kiem District,
Hanoi, Viet Nam

Consolidated Financial Statements
for the fiscal year ended as at 31/12/2024

Fixed assets are depreciated (amortised) using the straight-line method over their estimated useful lives as follows:

- Buildings, structures	05 - 30	years
- Machinery, equipment	05 - 10	years
- Vehicles, Transportation equipment	06 - 10	years
- Office equipment and furniture	03 - 05	years
- Other fixed assets	03 - 05	years
- Land use rights	20 - 50	years
- Management software	03 - 05	years

2.12 . Investment properties

Investment properties are initially recognised at historical cost.

Investment properties held for operating lease are recorded at cost, accumulated depreciation and carrying amount. Investment properties are depreciated using the straight-line method with expected useful life as follows:

- Buildings, structures	05 - 30	years
- Land use rights	05 - 30	years

An item of owner-occupied property or inventories only becomes an investment property when its using purposed has been changed, evidenced by commencement of stopping using that item and starting to operate leasing for the third party or completing the construction period. The investment property is transferred to owner-occupied property or inventories only where it undergoes a change in use, evidenced by commencement of starting using the assets by owner or development with a view to sale. The transferring from investment property to owner-occupied property or inventories will not change the original cost and carrying amount of asset as at the date of transfer.

2.13 . Construction in progress

Construction in progress includes fixed assets which are being purchased and constructed as at the balance sheet date and is recognised in historical cost. This includes costs of construction, installation of equipment and other direct costs.

2.14 . Operating lease

Operating leases is fixed asset leasing in which a significant portion of the risks and rewards of ownership are retained by the lessor. Payments made under operating leases are charged to Statement of Income on a straight-line basis over the period of the lease.

2.15 . Business Co-operation Contract (BCC)

Business Cooperation Contract (BCC) is a contractual agreement between two or more venturers with the objectives of cooperating to carry out specific business activities without constitution of a new legal entity. This operation may be jointly controlled by venturers under BCC or controlled by one of them.

According to the terms of BCC, profit and loss shall be shared among venturers according to the operating results of BCC. The venturer shall record its share of revenues, expenses and profits in accordance with the BCC's agreement or BCC's announcement in their own Statement of Income.

2.16 . Prepaid expenses

The expenses incurred but related to operating results of several accounting periods are recorded as prepaid expenses and are allocated to the operating results in the following accounting periods.

The calculation and allocation of long-term prepaid expenses to operating expenses in each accounting period should be based on the nature of those expenses to select a reasonable allocation method and criteria.

Types of prepaid expenses include:

- Prepaid land expenses include prepaid land rental, including those related to leased land for which the Company has received certificate of land use right but not eligible for recording as intangible fixed asset in accordance with the Circular No. 45/2013/TT-BTC dated 25 April 2013 issued by the Ministry of Finance guiding regulation on management, use and depreciation of fixed assets and other expenses related to ensure for the use of leased land. These expenses are recognized in the consolidated statement of income on a straight-line basis according to the lease term of the contract.
- Tools and supplies include assets which are possessed by the Company in an ordinary course of business, with historical cost of each asset less than 30 million dongs and therefore not eligible for recording as fixed asset under current legal regulations. The historical cost of tools and supplies are allocated on the straight-line basis from 01 year to 03 years.
- The cost of life insurance purchased for employees is recognized and allocated by the Company over the duration of the insurance contract signed with the insurance provider, in accordance with the employee's level.
- Other prepaid expenses are recorded at their historical costs and allocated on the straight-line basis from 01 year to 03 years.

2.17 . Payables

The payables shall be recorded in details in terms of due date, entities payable, types of currency and other factors according to the requirements for management of the Company. The payables shall be classified into short-term payables or long-term payables on the consolidated financial statements according to their remaining terms at the reporting date.

2.18 . Borrowings

Borrowings shall be recorded in details in terms of lending entities, loan agreement and terms of borrowings. In case of borrowings or liabilities denominated in foreign currency, they shall be recorded in details in terms of types of currency.

2.19 . Borrowing costs

Borrowing costs are recognized as operating expenses in the year, in which it is incurred excepting those which are directly attributable to the construction or production of a qualifying asset are capitalized as part of the cost of that asset in accordance with VAS No. 16 "Borrowing costs". Besides, regarding borrowings serving the construction of fixed assets and investment properties, the interests shall be capitalized even when the construction duration is under 12 months.

2.20 . Accrued expenses

Accrued expenses include payables to goods or services received from the suppliers or provided for the customers during the reporting period, but the payments for such goods or services have not been made and other payables such as interest expenses, company operating costs, etc. which are recorded as operating expenses of the reporting year.

The recording of accrued expenses as operating expenses during the year shall be carried out under the matching principle between revenues and expenses during the year. Accrued expenses are settled with actual expenses incurred. The difference between accrued and actual expenses is reverted.

PETROVIETNAM MACHINERY - TECHNOLOGY JOINT STOCK COMPANY

No. 08 Trang Thi, Hang Trong Ward, Hoan Kiem District,
Hanoi, Viet Nam

Consolidated Financial Statements
for the fiscal year ended as at 31/12/2024

2.21 . Unearned revenues

Unearned revenues include revenue received in advance such as: amounts paid by customers in advance for one or more financial years for asset leasing.

Unearned revenues are transferred to revenue from sale of goods and rendering of services with the amount corresponding to each accounting period.

2.22 . Owner's equity

Owner's equity is stated at actually contributed capital of owners.

Retained earnings are used to present the Company's operating results (profit, loss) after corporate income tax and profits appropriation or loss handling of the Company.

Dividends to be paid to shareholders are recognised as a payable in Statement of Financial position after the announcement of dividend payment from the Board of Management and announcement of cut-off date for dividend payment of Vietnam Securities Depository and Clearing Corporation

2.23 . Revenue

Revenue is recognized to extent that it is probable that the economic benefits will flow to the Company and the revenue can be reliably measures regardless of when payment is being made. Revenue is measured at the fair value of the consideration received, excluding discounts, rebates, and sales returns. The following specific recognition conditions must also be met when recognizing revenue:

Revenue from sale of goods

- The majority of risks and benefits associated with the right to own the products or goods have been transferred to the buyer;
- The company no longer holds the right to manage the goods as the goods owner, or the right to control the goods.

Revenue from rendering of services

- The percentage of completion of the transaction at the Balance sheet date can be measured reliably.

Financial income

Financial incomes include income from assets yielding interest, royalties, dividends and other financial gains by the company shall be recognised when the two conditions are satisfied:

- It is probable that the economic benefits associated with the transaction will flow to the Company; and
- The amount of the revenue can be measured reliably.

Dividend income shall be recognised when the Company's right to receive dividend is established.

2.24 . Cost of goods sold and serviced rendered

Cost of goods sold and services rendered are cost of finished goods, merchandises, materials sold or services rendered during the year, and recorded on the basis of matching with revenue and on a prudence basis. Cases of loss of materials and goods exceeded the norm, labour cost and fixed manufacturing overheads not allocated to the value of inventory, provision for devaluation of inventory, abnormal expenses and losses of inventories after deducting the responsibility of collective and individuals concerned, etc. is recognized fully and promptly into cost of goods sold in the year even when products and goods have not been determined as sold.

2.25 . Financial expenses

Items recorded into financial expenses comprise:

- Expenses or losses relating to financial investment activities;
- Borrowing costs;
- Losses from the disposal and transfer of short-term securities, transaction cost of selling securities;
- Provision for diminution in value of trading securities price; provision for losses from investment in other entities, losses from sale of foreign currency, exchange loss, etc.

The above items are recorded by the total amount arising in the year without offsetting against financial income.

2.26 . Corporate income tax**a) Current corporate income tax expenses**

Current corporate income tax expenses are determined based on taxable income during the year and current corporate income tax rate.

b) Current corporate income tax rate

The fiscal year ended as at 31 December 2024, the Company applies the corporate income tax rate of 20% for the operating activities which has taxable income.

2.27 . Earnings per share

Basic earnings per share are calculated by dividing net profit or loss after tax for the year attributable to ordinary shareholders of the Company (after adjusting for the bonus and welfare fund and allowance for Board of Management) by the weighted average number of ordinary shares outstanding during the year.

2.28 . Related Parties

The parties are regarded as related parties if that party has the ability to control or significantly influence the other party in making decisions about the financial policies and activities. The Company's related parties include:

- Companies, directly or indirectly through one or more intermediaries, having control over the Company or being under the control of the Company, or being under common control with the Company, including the Company's parent, subsidiaries and associates;
- Individuals, directly or indirectly, holding voting power of the Company that have a significant influence on the Company, key management personnel including directors and employees of the Company, the close family members of these individuals;
- Enterprises that the above-mentioned individuals directly or indirectly hold an important part of the voting power or have significant influence on these enterprises.

In considering the relationship of related parties to serve for the preparation and presentation of Consolidated Financial Statements, the Company should consider the nature of the relationship rather than the legal form of the relationship.

PETROVIETNAM MACHINERY - TECHNOLOGY JOINT STOCK COMPANYNo. 08 Trang Thi, Hang Trong Ward, Hoan Kiem District,
Hanoi, Viet Nam**Consolidated Financial Statements**
for the fiscal year ended as at 31/12/2024**2.29 . Segment information**

Because the Company's business activities during the year are mainly commercial activities and take place in Vietnam, the Company does not prepare a Segment Report by business sector and geographical area.

3 . CASH AND CASH EQUIVALENTS

	31/12/2024	01/01/2024
	VND	VND
Cash on hand	1,216,574,846	668,150,187
Demand deposits	19,858,599,217	22,977,489,834
	<u><u>21,075,174,063</u></u>	<u><u>23,645,640,021</u></u>

4 . FINANCIAL INVESTMENTS**a) Held to maturity investments**

	31/12/2024		01/01/2024	
	Original cost	Provision	Original cost	Provision
	VND	VND	VND	VND
Short-term investments				
- Term deposits	112,095,707,177	-	79,575,674,979	-
	<u><u>112,095,707,177</u></u>	<u><u>-</u></u>	<u><u>79,575,674,979</u></u>	<u><u>-</u></u>

At 31 December 2024, the cash equivalents are deposits with term of from 06 months to 12 months with the amount of VND 112,095,707,177 at commercial banks at the interest rate of 4.2%/year to 5.2%/year.

Consolidated Financial Statements
for the fiscal year ended as at 31/12/2024

for the fiscal year ended as at 31/12/2024

4 . FINANCIAL INVESTMENTS

b) Equity investments in associates

	31/12/2024	01/01/2024
	Proportion of ownership	Proportion of voting rights
	Book value under the equity method	Book value under the equity method
	VND	VND
Hanoi city	34.58%	34.58%
Thai Binh province	0.00%	0.00%
Hung Yen province	0.00%	0.00%
	-	-
	103,530,000,000	103,530,000,000
	-	-
	23,530,000,000	23,530,000,000
	-	-
	80,000,000,000	80,000,000,000
	-	-
	103,530,000,000	103,530,000,000

Major transactions between the Company and joint ventures/associates during the year: as detailed in Note 37.

c) Equity investments in other entities

	31/12/2024	01/01/2024
Original cost	Provision	Provision
VND	VND	VND
841,102,790	(841,102,790)	(841,102,790)
3,000,000,000	(3,000,000,000)	(3,000,000,000)
36,673,137,983	-	-
3,621,000,000	(1,474,595,856)	(1,474,595,856)
15,015,124,800	-	-
59,150,365,573	(5,315,698,646)	(5,315,698,646)

The Company has not determined the fair value of financial investments since Vietnamese Accounting Standards and Vietnamese Corporate Accounting System has not provided any detailed guidance on the determination of the fair value.

PETROVIETNAM MACHINERY - TECHNOLOGY JOINT STOCK COMPANY

No. 08 Trang Thi, Hang Trong Ward, Hoan Kiem District,
Hanoi, Viet Nam

Consolidated Financial Statements
for the fiscal year ended as at 31/12/2024

Details of investee entities as at December 31, 2024:**Investments in associates**

<u>Name of entities received capital</u>	<u>Place of establishment and operation</u>	<u>Rate of interest</u>	<u>Rate of voting rights</u>	<u>Principle activities</u>
Petrovietnam Northern Machinery - Equipment JSC	Hanoi city	34.58%	34.58%	Trade in machinery and equipment

Investments in other entities

<u>Name of entities received capital</u>	<u>Place of establishment and operation</u>	<u>Rate of interest</u>	<u>Rate of voting rights</u>	<u>Principle activities</u>
Vietnam Equipments and Machinery JSC	Ho Chi Minh city	12.13%	12.13%	Commerce
PEC Hanoi JSC	Hanoi city	8.00%	8.00%	Construction
Hitachi Astemo Hanoi Co., Ltd	Hanoi city	8.45%	8.45%	Production of auto and motorcycle parts
Nhon Trach Shipyard JSC	Dong Nai province	1.80%	1.80%	Shipbuilding and ship repair
Hanoi Machinery Import and Export JSC (*)	Hanoi city	3.60%	3.60%	Trade and services

(*) On 18 January 2024, the Company's Board of Directors issued Resolution No. 0013/NQ/MTB-HĐQT regarding the policy on investment participation in the 17.25-hectare project in Đông Anh, Hanoi, developed by Hanoi Machinery Import-Export Joint Stock Company. The Company acquired 187,200 shares, equivalent to 3.6% of the charter capital of Hanoi Machinery Import and Export Joint Stock Company, with a total purchase value of VND 15,015,124,800.

(**) According to the Resolution of the Board of Directors No. 72/NQ/MTB-HĐQT dated 31 July 2024, regarding the capital recovery plan for the commercial housing development project in Thai Hamlet, Nguyen Xa Commune, Vu Thu District, Thai Binh Province (a project under Nguyen Xa Home Development and Investment Company Limited), and the Investment, Construction, and Business Project of the Technical Infrastructure System of Quan Do Industrial Cluster, Phu Cu District, Hung Yen Province (a project under Hasky Hung Yen Investment Joint Stock Company). As of 31 December 2024, the Company has completed the transfer of its investments in these companies, with a total transfer value of VND 121,578,721,644, including a profit from the transfer amounting to VND 18,048,721,644.

PETROVIETNAM MACHINERY - TECHNOLOGY JOINT STOCK COMPANY

 No. 08 Trang Thi, Hang Trong Ward, Hoan Kiem District,
 Hanoi, Viet Nam

Consolidated Financial Statements
 for the fiscal year ended as at 31/12/2024

5 . SHORT-TERM TRADE RECEIVABLES

	31/12/2024		01/01/2024	
	Value	Provision	Value	Provision
	VND	VND	VND	VND
Related parties	191,823,749	(191,823,749)	191,823,749	(191,823,749)
PetroVietnam	191,823,749	(191,823,749)	191,823,749	(191,823,749)
Northern Machinery - Equipment Joint Stock Company				
Others	381,108,729,702	(179,024,222,371)	372,721,965,684	(181,799,335,271)
Vina Megastar	33,627,654,160	(33,627,654,160)	33,627,654,160	(33,627,654,160)
Group Joint Stock Company				
Tan Hong Import - Export Joint Stock Company	96,856,865,496	(96,856,865,496)	96,856,865,496	(96,856,865,496)
Star Asia	3,504,674,511	-	21,616,960,219	-
Technological Investment Joint Stock Company				
Viet Phap Shal	36,239,039,565	-	54,174,213,549	-
Aluminium Joint Stock Company				
Shaltech Joint Stock Company	29,506,670,518	-	-	-
Hong Nguyen Agricultural Company Limited	69,320,059,470	-	13,599,989,270	-
Other customers	112,053,765,982	(48,539,702,715)	152,846,282,990	(51,314,815,615)
	381,300,553,451	(179,216,046,120)	372,913,789,433	(181,991,159,020)

PETROVIETNAM MACHINERY - TECHNOLOGY JOINT STOCK COMPANY

 No. 08 Trang Thi, Hang Trong Ward, Hoan Kiem District,
 Hanoi, Viet Nam

Consolidated Financial Statements
 for the fiscal year ended as at 31/12/2024

6 . SHORT-TERM PREPAYMENTS TO SUPPLIERS

	31/12/2024		01/01/2024	
	Value	Provision	Value	Provision
	VND	VND	VND	VND
Related parties	50,000,000	-	50,000,000	-
Saigon - Hanoi Securities Joint Stock Company	50,000,000	-	50,000,000	-
Others	84,866,208,971	(1,062,085,000)	84,468,462,853	(1,062,085,000)
- M&H Industries Co., Ltd	963,600,000	(963,600,000)	963,600,000	(963,600,000)
- Licogi 13 Joint Stock Company	17,307,281,896	-	21,307,281,896	-
- Senka International Joint Stock Company	3,908,443,047	-	2,705,651,571	-
- Tuan Phat Construction and Trading Co., Ltd	3,485,497,084	-	10,653,957,779	-
- Me Kong Development Joint Stock Company	5,003,131,707	-	9,347,486,777	-
- Ninh Binh Import-Export Trading and Services Co., Ltd	20,202,625,460	-	6,634,262,275	-
- Arvy Phouyuan Mining Sole Co., Ltd.	-	-	12,549,870,000	-
- Green Agros Co., Ltd	16,502,085,400	-	-	-
- Other customers	17,493,544,377	(98,485,000)	20,306,352,555	(98,485,000)
	84,916,208,971	(1,062,085,000)	84,518,462,853	(1,062,085,000)

PETROVIETNAM MACHINERY - TECHNOLOGY JOINT STOCK COMPANY

Consolidated Financial Statements
For the fiscal year ended as at 31/12/2024

No. 08 Trang Thi, Hang Trong Ward, Hoan Kiem District, Hanoi, Viet Nam

7 . LOAN RECEIVABLES

	01/01/2024		During the year		31/12/2024	
	Value	Provision	Increase	Decrease	Value	Provision
	VND	VND	VND	VND	VND	VND
a) Short-term						
<i>Related parties</i>						
- Hasky Hung Yen Investment JSC ⁽¹⁾	3,800,000,000	-	73,575,000,000	-	77,375,000,000	-
- Mr. Luong Van Hoa ⁽⁵⁾	3,800,000,000	-	13,575,000,000	-	17,375,000,000	-
<i>Others</i>						
- Nacico Joint Stock Company ⁽²⁾	-	-	60,000,000,000	-	60,000,000,000	-
- Phuc Hung Holdings Construction Joint Stock Company ⁽³⁾	80,965,471,000	-	43,129,336,685	-	124,094,807,685	-
- Mr. Do Chi Le ⁽⁴⁾	11,350,000,000	-	-	-	11,350,000,000	-
- Mr. Pham Binh Dan ⁽⁶⁾	38,700,000,000	-	-	-	38,700,000,000	-
- Thanh Dat Trading Joint Stock Company ⁽⁷⁾	-	-	4,177,775,000	-	35,093,246,000	-
- Dinh Lap Industrial Development Company Limited ⁽⁸⁾	30,915,471,000	-	20,000,000,000	-	20,000,000,000	-
Current portion of long-term loans receivable						
<i>Related parties</i>						
- Hasky Hung Yen Investment JSC ⁽⁹⁾	-	-	20,000,000,000	-	20,000,000,000	-
	-	-	20,000,000,000	-	20,000,000,000	-
	84,765,471,000	-	136,704,336,685	-	221,469,807,685	-
b) Long-term						
<i>Related parties</i>						
- Hasky Hung Yen Investment JSC ⁽⁹⁾	19,600,000,000	-	400,000,000	-	20,000,000,000	-
- Nguyen Xa Home Development and Investment Company Limited	40,000,000	-	-	40,000,000	-	-
	19,640,000,000	-	400,000,000	40,000,000	20,000,000,000	-
	-	-	(20,000,000,000)	-	(20,000,000,000)	-
Amounts due to be received within 12 months	19,640,000,000	-	-	-	-	-
Amounts due to be received after 12 months	-	-	-	-	-	-

PETROVIETNAM MACHINERY - TECHNOLOGY JOINT STOCK COMPANY

Consolidated Financial Statements

No. 08 Trang Thi, Hang Trong Ward, Hoan Kiem District, Hanoi, Viet Nam

For the fiscal year ended as at 31/12/2024

Detailed information related to short-term loans:

No	Contract No.	Loan limit (VND)	Purpose of borrowing	Maturity date	Interest Rate	Guarantee	Balance as of 31/12/2024 (VND)
(1)	Hasky Hung Yen Investment Joint Stock Company						17,375,000,000
+	02.0512/HDVT/2023 dated 05 December 2023	5,000,000,000	For business production purposes and in compliance with legal regulations	06 months from the date of loan disbursement	15%/year	Unsecured	3,800,000,000
+	03.2903/HDVT/2024 dated 29 March 2024	7,000,000,000	For business production purposes and in compliance with legal regulations	06 months from the date of loan disbursement	15%/year	Unsecured	7,000,000,000
+	01.2606/HDVT/2024 dated 26 June 2024	3,000,000,000	For business production purposes and in compliance with legal regulations	06 months from the date of loan disbursement	15%/year	Unsecured	3,000,000,000
+	02.1507/HDVT/2024 dated 15 July 2024	3,575,000,000	For business production purposes and in compliance with legal regulations	06 months from the date of loan disbursement	15%/year	Unsecured	3,575,000,000
(2)	Nacico Joint Stock Company						11,350,000,000
+	06112023/HDVT/2023 dated 06 November 2023	11,350,000,000	For business production purposes and in compliance with legal regulations	Specifically regulated according to each loan in the Loan Confirmation Minutes	Interest rate: 2.7%/year. From 20 March 2024, reduced to 1.6%/year	Unsecured	11,350,000,000
(3)	Phuc Hung Holdings Construction Joint Stock Company						38,700,000,000
+	07112023/HDVT/2023 dated 07 November 2023	38,700,000,000	For business production purposes and in compliance with legal regulations	Specifically regulated according to each loan in the Loan Confirmation Minutes	Interest rate: 2.7%/year. From 20 March 2024, reduced to 1.6%/year.	Unsecured	38,700,000,000

PETROVIETNAM MACHINERY - TECHNOLOGY JOINT STOCK COMPANY

Consolidated Financial Statements

No. 08 Trang Thi, Hang Trong Ward, Hoan Kiem District, Hanoi, Viet Nam

For the fiscal year ended as at 31/12/2024

No	Contract No.	Loan limit (VND)	Purpose of borrowing	Maturity date	Interest Rate	Guarantee	Balance as of 31/12/2024 (VND)
(4)	Mr. Do Chi Le						35,093,246,000
+	Loan Agreement No. 0612/HDVT/2022 dated 06 December 2022 and Contract Appendix No. 06/PLHDCVT/2024 dated 01 July 2024	50,000,000,000	Carry out the procedures for completion, and transfer of the investor of the non-landfill municipal waste treatment plant in Kien Thanh Commune, Luc Ngan District, Bac Giang Province to Machino Thanh Dat Joint Stock Company	Loan term until 31 December 2024	10%/year	Unsecured	35,093,246,000
(5)	Mr. Luong Van Hoa						60,000,000,000
+	Including loan agreements from 15 November 2024 to 31 December 2024	60,000,000,000	For business production purposes and in compliance with legal regulations	According to "BIDV" 1-month deposit interest rate applicable to enterprises at the time of loan disbursement	15%/year	Unsecured	60,000,000,000
(6)	Mr. Pham Binh Dan						20,000,000,000
+	Loan Agreement No. 05/HDVT/2024/MPX dated 31 December 2024	20,000,000,000	For business production purposes and in compliance with legal regulations	According to "BIDV" 1-month deposit interest rate applicable to enterprises at the time of loan disbursement	15%/year	Unsecured	20,000,000,000
(7)	Thanh Dat Trading Joint Stock Company						14,551,561,685
+	3105/HDVT/2024 dated 31 May 2024	18,000,000,000	Supplementing working capital to settle due debts	Until 30 September 2024 and currently in the process of extending the loan	According to the agreement minutes	Unsecured	14,551,561,685

PETROVIETNAM MACHINERY - TECHNOLOGY JOINT STOCK COMPANY

No. 08 Trang Thi, Hang Trong Ward, Hoan Kiem District, Hanoi, Viet Nam

Consolidated Financial Statements
For the fiscal year ended as at 31/12/2024

No	Contract No.	Loan limit (VND)	Purpose of borrowing	Maturity date	Interest Rate	Guarantee	Loan balance as of 31/12/2024 (VND)
(8)	Dinh Lap Industrial Development Company Limited						4,400,000,000
+	01/HDVT/2024/PVM-DL dated 25 October 2024	1,000,000,000	For business production purposes and in compliance with legal regulations	60 days from the date of loan disbursement	7.5%/year	Unsecured	1,000,000,000
+	02/HDVT/2024/PVM-DL dated 25 December 2024	1,400,000,000	For business production purposes and in compliance with legal regulations	60 days from the date of loan disbursement	7.5%/year	Unsecured	1,400,000,000
+	03/HDVT/2024/PVM-DL dated 31 December 2024	2,000,000,000	For business production purposes and in compliance with legal regulations	60 days from the date of loan disbursement	7.5%/year	Unsecured	2,000,000,000

Details information related to short-term loans:

No	Contract No.	Loan limit (VND)	Purpose of borrowing	Maturity date	Interest Rate	Guarantee	Loan balance as of 31/12/2024 (VND)
(9)	Hasky Hung Yen Investment Joint Stock Company						20,000,000,000
+	01.2908/HDVT/2023 dated 29 August 2023	20,000,000,000	For business production purposes and in compliance with legal regulations	24 months from the disbursement date	7.5%/year	Unsecured	20,000,000,000

PETROVIETNAM MACHINERY - TECHNOLOGY JOINT STOCK COMPANY

 No. 08 Trang Thi, Hang Trong Ward, Hoan Kiem District,
 Hanoi, Viet Nam

Consolidated Financial Statements
 for the fiscal year ended as at 31/12/2024

8 . OTHER RECEIVABLES

		31/12/2024		01/01/2024	
		Value	Provision	Value	Provision
		VND	VND	VND	VND
a) Short-term					
a.1) Details by content					
Receivables from interest of deposit, loan	11,762,854,946	-	3,922,977,691	-	
Receivables from employees	693,021,838	-	-	-	
Advances ⁽¹⁾	147,339,824,167	-	131,687,447,683	-	
Mortgages	935,250,766	-	13,349,767	-	
Receivables from investment cooperation contracts	52,300,000,000	-	31,000,000,000	-	
Receivables from the construction project of the waste treatment plant in Bac Giang province ⁽⁴⁾	8,610,356,848	-	8,085,695,197	-	
Site clearance funding advanced to the Land Development Center	9,100,000,000	-	-	-	
Others	6,128,185,720	-	1,514,193,218	-	
	236,869,494,285	-	176,223,663,556	-	
a.2) Detail by object					
Related parties	22,601,048,510	-	47,776,451,157	-	
Mr. Chu Thanh Nam	4,900,000,000	-	4,900,000,000	-	
Mr. Luong Van Hoa	7,575,066,596	-	35,029,729,500	-	
Mr. Phan Trung Nghia	2,500,000,000	-	3,000,000,000	-	
Mr. Nguyen Hong Ha	4,126,235,340	-	4,687,002,480	-	
Hasky Hung Yen Investment JSC	3,499,746,574	-	159,719,177	-	
Others	214,268,445,775	-	128,447,212,399	-	
Dong Do Investment Trading JSC ⁽²⁾	37,300,000,000	-	16,000,000,000	-	
Tesla Investment JSC ⁽³⁾	15,000,000,000	-	15,000,000,000	-	
Thanh Dat Trading JSC	8,930,569,071	-	8,085,695,197	-	
Others	153,037,876,704	-	89,361,517,202	-	
	236,869,494,285	-	176,223,663,556	-	

PETROVIETNAM MACHINERY - TECHNOLOGY JOINT STOCK COMPANY

No. 08 Trang Thi, Hang Trong Ward, Hoan Kiem District,
Hanoi, Viet Nam

Consolidated Financial Statements
for the fiscal year ended as at 31/12/2024

		31/12/2024		01/01/2024	
		Value	Provision	Value	Provision
		VND	VND	VND	VND
b) Long-term					
b.1) Details by content					
Receivables from	-	-	443,834,245	-	-
loan interest					
Mortgages	1,000,000,000	-	1,000,000,000	-	-
An Phu Hung	36,000,000,000	-	36,000,000,000	-	-
Business					
Investment JSC ⁽⁵⁾					
Hanoi Machinery	600,000,000	-	600,000,000	-	-
Import and Export					
JSC					
	37,600,000,000	-	38,043,834,245	-	-
b.2) Detail by object					
Related parties	600,000,000	-	600,000,000	-	-
Hanoi Machinery	600,000,000	-	600,000,000	-	-
Import and Export					
JSC					
Others	37,000,000,000	-	37,443,834,245	-	-
An Phu Hung	36,000,000,000	-	36,000,000,000	-	-
Business					
Investment JSC ⁽⁵⁾					
Hasky Hung Yen	-	-	443,834,245	-	-
Investment JSC					
Others	1,000,000,000	-	1,000,000,000	-	-
	37,600,000,000	-	38,043,834,245	-	-

(1) The advance is mainly for the company's management to support business activities and implement real estate investment projects and waste treatment projects.

(2) Cooperation Contract No. 2812/2022/HĐHT dated 28 December 2022, between the Company and Dong Do Investment Trading Joint Stock Company ("Dong Do"), regarding their collaboration in researching, implementing, and developing investment projects (real estate, industrial clusters, waste treatment, etc.) in the northern provinces, with a particular focus on Thai Binh and Nam Dinh provinces. Under this contract, the Company advanced VND 23.85 billion to Dong Do to carry out agreed-upon tasks. The contract was initially expected to be executed within 12 months from the signing date. According to Appendix No. 01/2023/PLHĐHT signed on 27 December 2023, and Appendix No. 02/2024/PLHĐHT signed on 19 January 2024, the parties agreed to extend the implementation period by 24 months and provide an additional advance of VND 25 billion. As of 31 December 2024, the cumulative amount advanced by the Company totaled VND 37.3 billion.

(3) Investment Cooperation Contract No. 561/2021/HĐNT dated 4 January 2022, between Licogi 13 Joint Stock Company (Party A), the Company (Party B), and Tesla Investment Joint Stock Company (Party C), regarding the investment cooperation for the Cam Phu High-Quality Ecological Residential Area Project in Cam Ranh City, Khanh Hoa Province;

- Cooperation Method: The parties agreed to form a Joint Venture to bid for the role of Project Investor for the Cam Phu High-Quality Ecological Residential Area in compliance with legal regulations. The capital contribution ratio for each party is as follows: Tesla Investment Joint Stock Company: 40%, Licogi 13 Joint Stock Company: 30%, The Company: 30% of the total cost.

- Project Costs: Until the Joint Venture officially receives the Project Investor Decision, the incurred costs will be mutually agreed upon and documented in writing, with allocation among the members based on the agreed contribution ratios.

- Balance as of 31 December 2024: This represents an advance payment under the contract's progress terms to Tesla Investment Joint Stock Company.

PETROVIETNAM MACHINERY - TECHNOLOGY JOINT STOCK COMPANY

No. 08 Trang Thi, Hang Trong Ward, Hoan Kiem District,
Hanoi, Viet Nam

Consolidated Financial Statements
for the fiscal year ended as at 31/12/2024

(4) The advance payment for the construction of the Kien Thanh Waste Treatment Plant in Bac Giang was made pursuant to the Cooperation Agreement No. 0710/2022/HĐHT dated 07 October 2022, between Machino Thanh Dat Joint Stock Company – a subsidiary (Party A) and Thanh Dat Trading Joint Stock Company (Party B), regarding the construction and completion of the waste treatment plant located in Kien Thanh commune, Luc Ngan district, Bac Giang province. Accordingly, both parties agreed to jointly contribute capital for the construction of the waste treatment plant, with the initial temporary capital contributions being VND 30 billion from Party A and VND 20 billion from Party B. As at 31 December 2024, the amount temporarily advanced by Party A to Party B for the purpose of completing the plant is VND 8,610,356,848.

(5) The Investment Cooperation Agreement No. 88/2023/HĐHTĐT/APH-PVM dated 11 August 2023 between An Phu Hung Investment and Trading Joint Stock Company (Party A) and the Company (Party B), regarding the contribution of capital, assets, and other resources for the joint investment, management, operation, and exploitation of the products under the Dinh Lap Industrial Cluster Project, located in Dinh Lap commune, Dinh Lap district, Lang Son province, with a total investment capital of VND 677.306 billion. Cooperation method: Party A shall establish the project enterprise – Dinh Lap Industrial Development Company Limited, in which the capital contribution ratio is as follows: Party A – 55%; Party B – 45%. As at 31 December 2024, the outstanding balance represents an advance payment made in accordance with the contract schedule. Pursuant to Resolution No. 72/NQ/MTB-HĐQT dated 31 July 2024 of the Board of Directors, the Company plans to terminate the cooperation and liquidate the investment cooperation agreement prior to 31 March 2025.

9 . DOUBTFUL DEBTS

	31/12/2024		01/01/2024	
	Original cost	Recoverable value	Original cost	Recoverable value
	VND	VND	VND	VND
Total value of receivables and debts that are overdue or not due but difficult to be recovered				
- Tan Hong Import-Export Joint Stock Company ⁽¹⁾	96,856,865,496	96,856,865,496	96,856,865,496	96,856,865,496
- Vina Megastar Group Joint Stock Company ⁽²⁾	33,627,654,160	33,627,654,160	33,627,654,160	33,627,654,160
- Hanoi Petroleum Construction Joint Stock Company	8,067,090,760	8,067,090,760	8,067,090,760	8,067,090,760
- Others	43,962,514,958	21,971,767,147	49,362,740,758	27,371,992,947
	182,514,125,374	160,523,377,563	187,914,351,174	165,923,603,363

The recoverable value of bad debts is determined based on the assessment of the Board of General Directors regarding the collectability of these receivables. However, to ensure prudence, the Board of General Directors has made a provision for doubtful debts against the aforementioned bad debts.

Information on some large bad debts:

(1): At 31 December 2024, the Company recorded an accounts receivable from Tan Hong Import-Export Joint Stock Company amounting to VND 96,856,865,496. The Company has made a full provision for this receivable; however, efforts to recover the outstanding amount are still ongoing.

(2): At 31 December 2024, the Company recorded an accounts receivable from Vina Megastar Group Joint Stock Company amounting to VND 33,627,654,160. The Company has filed a lawsuit against Southeast Asia Commercial Joint Stock Bank, the guarantor for Vina Megastar payment obligations, at the People's Court of Hoan Kiem District. To ensure prudence, the Company has made a full provision for this receivable.

PETROVIETNAM MACHINERY - TECHNOLOGY JOINT STOCK COMPANY

 No. 08 Trang Thi, Hang Trong Ward, Hoan Kiem District,
 Hanoi, Viet Nam

Consolidated Financial Statements
 for the fiscal year ended as at 31/12/2024

10 . INVENTORIES

	31/12/2024		01/01/2024	
	Original cost	Provision	Original cost	Provision
	VND	VND	VND	VND
Raw materials	2,080,580,258	-	217,846,734	-
Work in process	212,255,235	-	99,329,714,465	-
Finished goods	53,167,918	-	18,976,541	-
Goods	76,443,187,379	(705,065,500)	59,498,243,671	(538,129,000)
	78,789,190,790	(705,065,500)	159,064,781,411	(538,129,000)

11 . LONG-TERM ASSET IN PROGRESS

	31/12/2024		01/01/2024	
	Original cost	Recoverable value	Original cost	Recoverable value
	VND	VND	VND	VND
Long-term work in process				
An Phu Residential Area Construction Project ⁽¹⁾	8,659,772,300	8,659,772,300	7,650,014,707	7,650,014,707
Tien Phong ward and Phu Xuan commune Commercial Housing Development Project ⁽²⁾	12,520,836,845	12,520,836,845	8,986,763,873	8,986,763,873
Residential Housing Project in Duc Noi village, Viet Hung commune, Dong Anh district, Hanoi city ⁽³⁾	1,100,946,187	1,100,946,187	483,304,057	483,304,057
	22,281,555,332	22,281,555,332	17,120,082,637	17,120,082,637

(1) Commercial Housing Development Project in An Phu Residential Area, Vu Thu town, Vu Thu district, Thai Binh province. Implemented under Investment Project Contract No. 10/HĐ-DA ĐTCSĐĐ dated 14 August 2023 between the Department of Construction of Thai Binh Province and the investor consortium, including: Petroleum Machinery - Equipment Joint Stock Company; Phuc Hung Holdings Construction Joint Stock Company; Nacico Joint Stock Company; Project Enterprise - Machino An Phu Joint Stock Company (a subsidiary). Project Details:

- Total approved investment capital: VND 681,251,975,000;
- Contract implementation duration: 77 months from the contract's effective date;
- Land use area: 118,804.16 m² (including residential land, green space, water regulation lake, roads, and technical infrastructure);
- Project implementation costs as of 31 December 2024 primarily include: First installment of the Minimum Budget Contribution (M3) to the State Budget and Project management expenses.

PETROVIETNAM MACHINERY - TECHNOLOGY JOINT STOCK COMPANY

No. 08 Trang Thi, Hang Trong Ward, Hoan Kiem District,
Hanoi, Viet Nam

Consolidated Financial Statements
for the fiscal year ended as at 31/12/2024

(2) Commercial Housing Development Project in Tien Phong ward and Phu Xuan commune, Thai Binh city, Thai Binh province. Implemented under Investment Project Contract No. 10/HĐ-DA ĐTCSĐĐ dated 14 August 2023 between the Department of Construction of Thai Binh province and the investor consortium, including: Petroleum Machinery - Equipment Joint Stock Company; My Xuan Hanoi Housing Joint Stock Company; Project Enterprise - Machino Phu Xuan Company Limited (a subsidiary). Project Details:

- Total approved investment capital: VND 211,179,197,000;
- Contract implementation duration: 65 months from the contract's effective date;
- Land use area: 58,313.3 m² (including public facilities, commercial service land, and urban residential land);
- Project implementation costs as of 31 December 2024 primarily include: First installment of the Minimum Budget Contribution (M3) to the State Budget and Project management expenses.

(3) Investment Project for the Construction and Business of a Residential Area in Duc Noi village, Viet Hung commune, Dong Anh district, Hanoi city. The project covers the entire land area as per Decision No. 3494/QĐ-UBND issued by the People's Committee of Hanoi city on 27 July 2015, approving the detailed planning for the residential area in Duc Noi village, Viet Hung commune, Dong Anh district, Hanoi city, at a 1/500 scale. Balance as of 31 December 2024 represents expenses for the project management board.

12 . INTANGIBLE FIXED ASSETS

	Land use rights (*) VND	Computer software VND	Cộng VND
Historical cost			
Beginning balance	14,188,420,814	611,245,000	14,799,665,814
- Purchase in the year	-	151,200,000	151,200,000
Ending balance of the year	14,188,420,814	762,445,000	14,950,865,814
Accumulated depreciation			
Beginning balance	1,758,341,520	611,245,000	2,369,586,520
- Amortization for the year	356,694,589	40,645,161	397,339,750
Ending balance of the year	2,115,036,109	651,890,161	2,766,926,270
Net carrying amount			
Beginning balance	12,430,079,294	-	12,430,079,294
Ending balance	12,073,384,705	110,554,839	12,183,939,544

In which:

- Carrying amount of intangible fixed assets pledged as collaterals for borrowings at the end of the year: VND 10,001,613,672.
- Cost of fully amortised intangible fixed assets but still in use at the end of the year: VND 611,245,000.

(*) Land use rights with a fixed term include:

- Land at 51 Phan Dang Luu Street, Hai Chau District, Da Nang City, with an area of 1,806.8 m², used as a business premises, with a 50-year term starting from 13 January 2009.
- Land at 53 Tran Phu Street, Hai Chau District, Da Nang City, with an area of 281.8 m², used as the company's office, with a 50-year term starting from 12 January 2009.

PETROVIETNAM MACHINERY - TECHNOLOGY JOINT STOCK COMPANY

No. 08 Trang Thi, Hang Trong Ward, Hoan Kiem District, Hanoi, Viet Nam

Consolidated Financial Statements
for the fiscal year ended as at 31/12/2024

13 . TANGIBLE FIXED ASSETS

	Buildings, structures	Machinery, equipment	Vehicles, transportation equipment	Management equipment	Others	Total
	VND	VND	VND	VND	VND	VND
Historical cost						
Beginning balance	67,821,630,699	5,762,601,298	9,404,528,105	1,426,575,110	161,200,000	84,576,535,212
- Purchase in the year	-	3,727,154,883	-	-	-	3,727,154,883
- Completed construction investment	5,930,727,368	1,006,304,000	-	58,800,000	-	6,995,831,368
Ending balance of the year	73,752,358,067	10,496,060,181	9,404,528,105	1,485,375,110	161,200,000	95,299,521,463
Accumulated depreciation						
Beginning balance	23,162,959,122	1,774,631,919	6,626,964,634	1,006,004,755	86,233,337	32,656,793,767
- Depreciation for the year	3,314,896,944	757,437,998	430,924,380	121,297,105	53,733,336	4,678,289,763
Ending balance of the year	26,477,856,066	2,532,069,917	7,057,889,014	1,127,301,860	139,966,673	37,335,083,530
Net carrying amount						
Beginning balance	44,658,671,577	3,987,969,379	2,777,563,471	420,570,355	74,966,663	51,919,741,445
Ending balance	47,274,502,001	7,963,990,264	2,346,639,091	358,073,250	21,233,327	57,964,437,933

In which:

- The carrying amount of tangible fixed assets pledged as collaterals for borrowings at the end of the year: VND 21,728,516,558.
- Cost of fully depreciated tangible fixed assets but still in use at the end of the year: VND 13,064,219,301.

PETROVIETNAM MACHINERY - TECHNOLOGY JOINT STOCK COMPANY

No. 08 Trang Thi, Hang Trong Ward, Hoan Kiem District,
Hanoi, Viet Nam

Consolidated Financial Statements
for the fiscal year ended as at 31/12/2024

14 . INVESTMENT PROPERTIES
Investment properties for lease

	<u>Land use rights</u>	<u>Buildings</u>	<u>Total</u>
	VND	VND	VND
Historical cost			
Beginning balance	<u>7,779,542,940</u>	<u>7,513,200,000</u>	<u>15,292,742,940</u>
Ending balance of the year	<u>7,779,542,940</u>	<u>7,513,200,000</u>	<u>15,292,742,940</u>
Accumulated depreciation			
Beginning balance	<u>7,779,542,940</u>	<u>7,513,200,000</u>	<u>15,292,742,940</u>
Ending balance of the year	<u>7,779,542,940</u>	<u>7,513,200,000</u>	<u>15,292,742,940</u>
Net carrying amount			
Beginning balance	<u>-</u>	<u>-</u>	<u>-</u>
Ending balance	<u>-</u>	<u>-</u>	<u>-</u>

The Company's investment property consists of 23,600 m² of land located in Duc Noi Hamlet, Viet Hung Commune, Dong Anh District, Hanoi City. The land use right value was acquired from a partner in 2012, with an original lease term of 20 years, starting from December 7, 1996. Since 2017, the Company has continued to use this land under a lease arrangement with annual rental payments.

Fair value of investment properties has not been appraised and determined exactly as at 31 December 2024. However, based on leasing activities and market price of these assets, the Board of Management believed that fair value of investment properties is higher than their carry amount as the end of fiscal year.

15 . PREPAID EXPENSES

	<u>31/12/2024</u>	<u>01/01/2024</u>
	VND	VND
a) Short-term		
Dispatched tools and supplies	773,103,303	223,361,457
Others	2,362,683,839	222,444,078
	<u>3,135,787,142</u>	<u>445,805,535</u>
b) Long-term		
Dispatched tools and supplies	1,099,759,269	546,902,148
Land rental fees	870,000,000	1,170,000,000
Repair and renovation costs	2,257,416,729	2,798,842,462
Insurance premiums	6,134,418,851	7,577,675,459
Others	163,901,079	543,731,803
	<u>10,525,495,928</u>	<u>12,637,151,872</u>

PETROVIETNAM MACHINERY - TECHNOLOGY JOINT STOCK COMPANY

 No. 08 Trang Thi, Hang Trong Ward, Hoan Kiem District,
 Hanoi, Viet Nam

Consolidated Financial Statements
 for the fiscal year ended as at 31/12/2024

16 . SHORT-TERM TRADE PAYABLES

	31/12/2024		01/01/2024	
	Outstanding	Amount can be	Outstanding	Amount can be paid
	balance	paid	balance	
	VND	VND	VND	VND
Others	17,247,336,478	17,247,336,478	108,095,191,546	108,095,191,546
Taseco Land	-	-	40,442,181,677	40,442,181,677
Investment Joint				
Stock Company				
Hoang Gia	-	-	5,197,557,812	5,197,557,812
International				
Service and				
Trading Joint				
Stock Company				
IMP Vietnam	-	-	21,601,254,882	21,601,254,882
Trading Joint				
Stock Company				
Linh Nam Viet	-	-	17,588,265,055	17,588,265,055
Development				
Technology Joint				
Stock Company				
Farmington	3,532,902,020	3,532,902,020	3,344,102,020	3,344,102,020
Trading Joint				
Stock Company				
Petrolimex	2,789,092,560	2,789,092,560	2,789,092,560	2,789,092,560
Construction 1				
Joint Stock				
Company Group				
Innovative	1,498,441,178	1,498,441,178	1,498,441,178	1,498,441,178
Technology				
Development				
Corporation				
Mitsubishi Motors	1,495,684,758	1,495,684,758	1,034,565,575	1,034,565,575
Vietnam Company				
Limited				
Others suppliers	7,931,215,962	7,931,215,962	14,599,730,787	14,599,730,787
	17,247,336,478	17,247,336,478	108,095,191,546	108,095,191,546

17 . SHORT-TERM PREPAYMENTS FROM CUSTOMERS

	31/12/2024	01/01/2024
	VND	VND
Others		
Petroleum Mechanical Executing & Assembly JSC	1,009,800,000	1,009,800,000
Saigon Water Corporation	-	2,677,576,000
Hoa Binh Construction Group Joint Stock Company	-	719,507,625
Voi Town People's Committee	1,438,095,500	-
Others	942,985,594	2,119,463,097
	3,390,881,094	6,526,346,722

PETROVIETNAM MACHINERY - TECHNOLOGY JOINT STOCK COMPANY

No. 08 Trang Thi, Hang Trong Ward, Hoan Kiem District, Hanoi, Viet Nam

Consolidated Financial Statements
for the fiscal year ended as at 31/12/2024

18 . TAX AND PAYABLES FROM STATE BUDGET

	Receivable at the opening of the year	Payable at the opening of the year (Adjusted)	Payable arise in the year	Amount paid in the year	Receivable at the closing of the year	Payable at the closing of the year
	VND	VND	VND	VND	VND	VND
Value added tax	440,943,022	184,745,560	4,786,214,704	4,872,108,552	440,943,022	98,851,712
Business income tax	-	13,957,143,918	4,370,754,825	4,860,633,797	16,836,360	13,484,101,306
Personal income tax	33,761,665	271,333,570	4,107,223,465	3,169,033,943	38,211,575	1,213,973,002
Property tax and land rental	135,000,000	-	4,950,057,477	4,950,057,477	135,000,000	-
Other taxes	-	-	16,000,000	16,000,000	-	-
Fees and other obligations	-	38,312,584	3,068,089,713	112,481,789	-	2,993,920,508
	609,704,687	14,451,535,632	21,298,340,184	17,980,315,558	630,990,957	17,790,846,528

The Company's tax settlements are subject to examination by the tax authorities. Because the application of tax laws and regulations on many types of transactions is susceptible to varying interpretations, amounts reported in the Consolidated Financial Statements could be changed at a later date upon final determination by the tax authorities.

19 . SHORT-TERM ACCRUED EXPENSES

	31/12/2024	01/01/2024
	VND	VND
- Accrued interest expenses	349,871,512	613,317,314
- Late interest expense of Vietnam Bank for Agriculture and Rural Development	1,556,612,566	-
- Other accrued expenses	235,287,151	1,192,130,838
	2,141,771,229	1,805,448,152

In which: Accrued expenses from related parties

- Saigon Hanoi Commercial Joint Stock Bank-Han Thuyen Branch	22,006,849	12,004,321
	22,006,849	12,004,321

PETROVIETNAM MACHINERY - TECHNOLOGY JOINT STOCK COMPANY

No. 08 Trang Thi, Hang Trong Ward, Hoan Kiem District,
Hanoi, Viet Nam

Consolidated Financial Statements
for the fiscal year ended as at 31/12/2024

20 . OTHER PAYABLES

	31/12/2024	01/01/2024
	VND	VND
a) Short-term		
a1) Details by content		
- Trade union fee	382,047,848	384,835,231
- Short-term deposits, collateral received	23,412,128,000	71,011,551,099
- Dividend, profit payables	4,607,632,890	4,031,109,705
- Vietnam Bank for Agriculture and Rural Development ⁽¹⁾	22,000,000,000	5,000,000,000
- Others	585,572,263	211,746,934
	<u>50,987,381,001</u>	<u>80,639,242,969</u>
a2) Details by object		
- Vietnam Bank for Agriculture and Rural Development ⁽¹⁾	22,000,000,000	5,000,000,000
- Hung Viet TP Innex Trade Company Limited ⁽²⁾	-	17,600,000,000
- Hong Nguyen Agricultural Company Limited ⁽³⁾	21,500,000,000	-
- Individuals' Deposits for Future-Formed Apartments	-	52,751,889,099
- Others	7,487,381,001	5,287,353,870
	<u>50,987,381,001</u>	<u>80,639,242,969</u>
b) Long-term		
- Vietnam Bank for Agriculture and Rural Development (1)	25,261,547,264	47,261,547,264
	<u>25,261,547,264</u>	<u>47,261,547,264</u>

(1) The liability to Vietnam Bank for Agriculture and Rural Development (Agribank) as per the decision of the Hanoi People's Court in the appellate trial on 19 October 2023. Accordingly, the Company agreed to repay the amount of VND 52,261,547,264 and accrued interest to Agribank on a five-year installment plan from 2023 to 2027. In 2024, the Company has paid VND 5 billion to Agribank, while the overdue amount, based on the repayment schedule, is VND 10 billion.

(2) The Company received a deposit of VND 17,600,000,000 from Hung Viet TP Innex Trading Company Limited in relation to the transfer of a 10% capital contribution in the Nam An Khanh project, as per Deposit Agreement No. 2011/HĐĐC/PVMACHINO-HV. As the contract term expired and Hung Viet TP Innex Trading Company Limited failed to make the additional payment as stipulated in the agreement, the Company successfully transferred the project to another partner. (Refer to Note No. 30 – Other Income).

(3) The deposit under the cooperation agreement between the Company and Hong Nguyen Agricultural Company Limited is to secure the conclusion and execution of the agricultural product sales contract between the two parties.

PETROVIETNAM MACHINERY - TECHNOLOGY JOINT STOCK COMPANY

No. 08 Trang Thi, Hang Trong Ward, Hoan Kiem District, Hanoi, Viet Nam

Consolidated Financial Statements
for the fiscal year ended as at 31/12/2024

21 . BORROWINGS

	01/01/2024		During the year		31/12/2024	
	Outstanding balance	Amount can be paid	Increase	Decrease	Outstanding balance	Amount can be paid
	VND	VND	VND	VND	VND	VND
a) Short-term borrowings						
- Short-term bank borrowings	163,955,961,836	163,955,961,836	1,636,343,047,203	1,481,456,922,945	318,842,086,094	318,842,086,094
- Bank for Investment and Development of Vietnam – Hai Ba Trung Branch ⁽¹⁾	55,092,311,501	55,092,311,501	291,627,892,758	263,351,926,408	83,368,277,851	83,368,277,851
- Vietnam Joint Stock Commercial Bank for Industry and Trade – Hoan Kiem Branch ⁽²⁾	63,792,638,919	63,792,638,919	144,579,800,368	144,520,088,919	63,852,350,368	63,852,350,368
- Saigon - Hanoi Commercial Joint Stock Bank – Han Thuyen Branch	12,518,791,416	12,518,791,416	-	12,518,791,416	-	-
- Military Commercial Joint Stock Bank – Hai Ba Trung Branch ⁽³⁾	-	-	559,001,400,000	469,242,413,200	89,758,986,800	89,758,986,800
- Joint Stock Commercial Bank for Foreign Trade of Vietnam – Danang Branch ⁽⁴⁾	29,546,432,500	29,546,432,500	601,763,999,877	564,219,465,577	67,090,966,800	67,090,966,800
- Bank for Investment and Development of Vietnam – Danang Branch ⁽⁵⁾	-	-	27,297,140,000	19,414,140,000	7,883,000,000	7,883,000,000
- Southeast Asia Commercial Joint Stock Bank – Danang Branch ⁽⁶⁾	2,410,000,000	2,410,000,000	7,592,584,000	6,352,584,000	3,650,000,000	3,650,000,000
- Vietnam International Commercial Joint Stock Bank – Danang Branch ⁽⁷⁾	595,787,500	595,787,500	4,480,230,200	1,837,513,425	3,238,504,275	3,238,504,275
- Current portion of long-term debts	4,103,920,000	4,103,920,000	7,525,217,171	4,205,717,171	7,423,420,000	7,423,420,000
- Saigon - Hanoi Commercial Joint Stock Bank – Han Thuyen Branch ⁽⁸⁾	-	-	5,000,000,000	-	5,000,000,000	5,000,000,000
- Joint Stock Commercial Bank for Foreign Trade of Vietnam – Danang Branch ⁽⁹⁾	4,103,920,000	4,103,920,000	2,525,217,171	4,205,717,171	2,423,420,000	2,423,420,000
	168,059,881,836	168,059,881,836	1,643,868,264,374	1,485,662,640,116	326,265,506,094	326,265,506,094

39

PETROVIETNAM MACHINERY - TECHNOLOGY JOINT STOCK COMPANY

No. 08 Trang Thi, Hang Trong Ward, Hoan Kiem District, Hanoi, Viet Nam

Consolidated Financial Statements
for the fiscal year ended as at 31/12/2024

	01/01/2024				During the year		31/12/2024	
	Outstanding balance		Amount can be paid		Increase	Decrease	Outstanding balance	Amount can be paid
	VND		VND		VND	VND	VND	VND
b) Long-term borrowings								
- Saigon - Hanoi Commercial Joint Stock Bank – Han Thuyen Branch ⁽⁸⁾	-		-		15,000,000,000	3,750,000,000	11,250,000,000	11,250,000,000
- Joint Stock Commercial Bank for Foreign Trade of Vietnam – Da Nang Branch ⁽⁹⁾	11,883,035,144		11,883,035,144		-	4,205,717,171	7,677,317,973	7,677,317,973
	<u>11,883,035,144</u>		<u>11,883,035,144</u>		<u>15,000,000,000</u>	<u>7,955,717,171</u>	<u>18,927,317,973</u>	<u>18,927,317,973</u>
Amount due for settlement within 12 months	(4,103,920,000)		(4,103,920,000)		(7,525,217,171)	(4,205,717,171)	(7,423,420,000)	(7,423,420,000)
Amount due for settlement after 12 months	<u>7,779,115,144</u>		<u>7,779,115,144</u>				<u>11,503,897,973</u>	<u>11,503,897,973</u>

PETROVIETNAM MACHINERY - TECHNOLOGY JOINT STOCK COMPANY
No. 08 Trang Thi, Hang Trong Ward, Hoan Kiem District, Hanoi, Viet Nam

Consolidated Financial Statements
For the fiscal year ended as at 31/12/2024

Detailed information on short-term borrowings:

No	Contract No.	Credit Limit / Loan Amount (VND)	Interest Rate	Date due	Loan purpose	Guarantee	Outstanding balance as of 31/12/2024 (VND)
Joint Stock Commercial Bank for Investment and Development of Vietnam – Hai Ba Trung Branch							
1	Credit Line Agreement No. 01/2024/339/HĐTĐHM dated 08/10/2024	120,000,000,000	Loan interest rate based on each disbursement	Loan term from the contract signing date until 30/09/2025	Working capital financing for business operations	Pledge, mortgage, guarantee, escrow, or other agreements between the Bank and the Customer, fully registered as secured transactions.	83,368,277,851
Vietnam Joint Stock Commercial Bank for Industry and Trade – Hoan Kiem Branch							
2	Single-disbursement loan agreements	65,000,000,000	Loan interest rate applicable to each disbursement	Loan term per disbursement is set in the Credit Agreement, up to 6 months	Working capital financing for business operations	Pledge, mortgage, guarantee, escrow, or other agreements between the Bank and the Customer, fully registered as secured transactions.	63,852,350,368
Military Commercial Joint Stock Bank – Hai Ba Trung Branch							
3	Credit Facility Agreement No. 191067.24.065.597402.T D dated 04/03/2024 and Amendment & Supplement Document No. 191067.24.065.597402.T D.PL1806 dated 18/06/2024	130,000,000,000	Loan interest rate applicable to each disbursement	Loan term from the contract signing date until 25/01/2025	Supplementing working capital for business operations in the 2023-2024 period	Collateralization of goods and receivables under Mortgage Agreement No. 191118.24.065.597402.BD dated 04/03/2024 between Military Commercial Joint Stock Bank – Hoan Kiem Branch and the Company.	89,758,986,800
Joint Stock Commercial Bank for Foreign Trade of Vietnam – Da Nang Branch							
4	Credit limit loan agreement No. 171/2024/CV/VCB-KHDN dated 21 August 2024 between the Company and Joint Stock Commercial Bank for Foreign Trade of Vietnam – Da Nang Branch	70,000,000,000	Loan interest rate applicable to each disbursement	Contract term: Up to 12 months from the contract signing date	Financing short-term credit needs to support business operations and Mitsubishi vehicle maintenance services for customers, excluding short-term needs for fixed asset investments	The customer's obligations under this contract are secured by the security measures and/or Security Agreement specified in the credit facility agreement.	67,090,966,800

PETROVIETNAM MACHINERY - TECHNOLOGY JOINT STOCK COMPANY

No. 08 Trang Thi, Hang Trong Ward, Hoan Kiem District, Hanoi, Viet Nam

Consolidated Financial Statements
For the fiscal year ended as at 31/12/2024

No	Contract No.	Credit Limit / Loan Amount (VND)	Interest Rate	Date due	Loan purpose	Guarantee	Outstanding balance as of 31/12/2024 (VND)
5	Joint Stock Commercial Bank for Investment and Development of Vietnam – Da Nang Branch						
	Credit limit loan agreement No. 01/2024/256945/HDTT dated 24 July 2024	30,000,000,000	Loan interest rate applicable to each disbursement	Until the end of 30 June 2025	Supplementing working capital and providing guarantees	The customer's obligations under this contract are secured by the security measures and/or Security Agreement specified in the credit facility agreement.	7,883,000,000 7,883,000,000
6	Southeast Asia Commercial Joint Stock Bank – Da Nang Branch						
	Credit limit loan agreement No. REF2408000228/HDCVH M/DN dated 21 March 2024	30,000,000,000	Loan interest rate applicable to each disbursement	Contract term: Up to 12 months from the contract signing date	Supplementing working capital for Mitsubishi Vietnam automobile trading operations	Vehicle lot formed from loan capital and/or existing inventory purchased from the supplier (100% new Mitsubishi automobiles). The loan has been fully registered for secured transaction	3,650,000,000 3,650,000,000
7	Vietnam International Commercial Joint Stock Bank – Da Nang Branch						
	Credit agreement No. 9643869.24 dated 12 July 2024	7,000,000,000	Interest rate as notified by the Lender from time to time, stated in the Debt Acknowledgment Note	No more than 12 months from the disbursement date	Supplementing working capital for Mitsubishi Vietnam automobile trading operations	Brand-new 100% Mitsubishi passenger cars (up to 9 seats), formed from loan capital/current inventory, owned by the Company. The loan has been fully registered for secured transactions	3,238,504,275 3,238,504,275
Total value of short-term borrowings							318,842,086,094

PETROVIETNAM MACHINERY - TECHNOLOGY JOINT STOCK COMPANY

No. 08 Trang Thi, Hang Trong Ward, Hoan Kiem District, Hanoi, Viet Nam

Consolidated Financial Statements
For the fiscal year ended as at 31/12/2024

Detailed information on long-term borrowings:

No	Contract No.	Credit Limit / Loan Amount (VND)	Interest Rate	Date due	Loan purpose	Guarantee	Outstanding balance as of 31/12/2024 (VND)
8	Saigon - Hanoi Commercial Joint Stock Bank – Han Thuyen Branch						
	Credit agreement No. 022/2024/HBTDTDH- PN/SHB.111500 dated 06 February 2024	15,000,000,000	Loan interest rate: 12.8%/year for the first 3 months; adjusted every 3 months with a fluctuation margin of 3.8%/year. The current interest rate is 11.9%/year	36 months from the date of the debt acknowledgment agreement signing	Loan for reimbursing investment costs for the Renovation and Repair of Building B, 8 Trang Thi, Hoan Kiem, Hanoi' project	Unsecured	11,250,000,000 11,250,000,000
9	Joint Stock Commercial Bank for Foreign Trade of Vietnam – Da Nang Branch						
	Credit agreements	27,696,000,000	Loan interest rates are specified in each credit agreement	84 months from the day following the first loan disbursement date	Payment of reasonable, valid, and legal expenses related to project investment and implementation	Mortgaged assets as per specific mortgage agreements, fully registered for secured transactions	7,677,317,973 7,677,317,973
Total value of long-term borrowings							18,927,317,973
Debt due after 12 months							11,503,897,973

c) Borrowings to related parties:

	31/12/2024		01/01/2024	
	Outstanding balance VND	Interest payable VND	Outstanding balance VND	Interest payable VND
Saigon - Hanoi Commercial Joint Stock Bank – Han Thuyen Branch (*)	11,250,000,000	22,006,849	12,518,791,416	12,004,321
	<u>11,250,000,000</u>	<u>22,006,849</u>	<u>12,518,791,416</u>	<u>12,004,321</u>

(*) Mr. Dang Van Than – Director of SHB Bank Branch and Chairman of the Board of Directors of the Company since 23 April 2024.

PETROVIETNAM MACHINERY - TECHNOLOGY JOINT STOCK COMPANY

No. 08 Trang Thi, Hang Trong Ward, Hoan Kiem District, Hanoi, Viet Nam

Consolidated Financial Statements
for the fiscal year ended as at 31/12/2024

22 . OWNER'S EQUITY

a) Increase and decrease in owner's equity

	Contributed capital	Development and investment funds	Retained earnings (Adjusted)	Non controlling interest	Total
	VND	VND	VND	VND	VND
Beginning balance of previous year	386,386,000,000	18,920,978,074	19,089,946,365	26,714,844,716	451,111,769,155
Profit for previous year	-	-	131,196,401,457	3,724,736,996	134,921,138,453
Profit distribution at the Parent Company	-	-	(31,547,020,000)	-	(31,547,020,000)
Profit distribution at Da Nang Petroleum Machinery & Equipment Joint Stock Company (Subsidiary)	-	-	(219,040,381)	(220,959,619)	(440,000,000)
Capital increase at Machino Thanh Dat Joint Stock Company (Subsidiary)	-	-	-	5,950,000,000	5,950,000,000
Capital increase at Machino An Phu Joint Stock Company (Subsidiary)	-	-	-	58,050,000,000	58,050,000,000
Capital increase at Machino Phu Xuan Company Limited (Subsidiary)	-	-	-	40,800,000,000	40,800,000,000
Ending balance of previous year	386,386,000,000	18,920,978,074	118,520,287,441	135,018,622,093	658,845,887,608
Beginning balance of current year	386,386,000,000	18,920,978,074	118,520,287,441	135,018,622,093	658,845,887,608
Profit for current year	-	-	52,966,417,827	3,432,703,130	56,399,120,957
Profit distribution at the Parent Company	-	-	(23,819,300,000)	-	(23,819,300,000)
Profit distribution at Da Nang Petroleum Machinery & Equipment Joint Stock Company (Subsidiary)	-	-	(273,800,476)	(2,385,359,524)	(2,659,160,000)
Ending balance of current year	386,386,000,000	18,920,978,074	147,393,604,792	136,065,965,699	688,766,548,565

According to the Resolution of the Annual General Meeting of Shareholders at the Parent Company and Subsidiaries, the profit distribution for 2023 is announced as follows:

Profit distribution	Parent company	Distributed in Subsidiaries	
		Parent company	Non - controlling interests
	VND	VND	VND
Bonus and welfare fund	3,000,000,000	273,800,476	276,199,524
Executive Bonus Fund	1,500,000,000	-	-
Dividend payment	19,319,300,000	2,090,840,000	2,109,160,000

PETROVIETNAM MACHINERY - TECHNOLOGY JOINT STOCK COMPANY

 No. 08 Trang Thi, Hang Trong Ward, Hoan Kiem District,
 Hanoi, Viet Nam

Consolidated Financial Statements
 for the fiscal year ended as at 31/12/2024

b) Details of Contributed capital

	Rate	31/12/2024	Rate	01/01/2024
	(%)	VND	(%)	VND
Ms. Nguyen Anh Thu	17	65,351,000,000	17	65,351,000,000
Ms. Le Thi Kieu Van	18	70,000,000,000	18	70,000,000,000
Others	65	251,035,000,000	65	251,035,000,000
	100	386,386,000,000	100	386,386,000,000

c) Capital transactions with owners and distribution of dividends and profits

	Year 2024	Year 2023
	VND	VND
Owner's contributed capital	386,386,000,000	386,386,000,000
- At the beginning of the year	386,386,000,000	386,386,000,000
- At the ending of the year	386,386,000,000	386,386,000,000
Distributed dividends and profit:		
- Dividend payable at the beginning of the year	4,031,109,705	3,449,589,571
- Dividend payable in the year:	21,428,460,000	27,047,020,000
+ Dividend payable from last year's profit	21,428,460,000	27,047,020,000
- Dividend paid in cash in the year	(20,851,936,815)	(26,465,499,866)
+ Dividend paid from last year's profit	(20,851,936,815)	(26,465,499,866)
- Dividend payable at the end of the year	<u>4,607,632,890</u>	<u>4,031,109,705</u>

d) Share

	31/12/2024	01/01/2024
Quantity of Authorized issuing shares	38,638,600	38,638,600
Quantity of issued shares and full capital contribution	38,638,600	38,638,600
- Common shares	38,638,600	38,638,600
Quantity of outstanding shares in circulation	38,638,600	38,638,600
- Common shares	38,638,600	38,638,600
Par value per share (VND)	10,000	10,000

e) Company's reserves

	31/12/2024	01/01/2024
	VND	VND
Investment and development fund	18,920,978,074	18,920,978,074
	18,920,978,074	18,920,978,074

PETROVIETNAM MACHINERY - TECHNOLOGY JOINT STOCK COMPANY

No. 08 Trang Thi, Hang Trong Ward, Hoan Kiem District,
Hanoi, Viet Nam

Consolidated Financial Statements
for the fiscal year ended as at 31/12/2024

23 . OFF STATEMENT OF FINANCIAL POSITION ITEMS AND OPERATING LEASE COMMITMENT**a) Operating asset for leasing**

The Company is currently leasing assets under lease agreements at No. 08 Trang Thi, Hang Trong Ward, Hoan Kiem District, Hanoi, with rental rates and lease terms specified in each contract signed with partners.

In addition, the Company has annual operating lease agreements with partners in Duc Noi Hamlet, Viet Hung Commune, Dong Anh District, Hanoi for warehouse leasing purposes. The rental rates and lease terms are specified in each contract signed with the partners.

b) Operating leased assets

The Company is utilizing 1,202.5 m² of land at No. 08 Trang Thi, Hang Trong Ward, Hoan Kiem District, Hanoi, and 23,600 m² of land in Duc Noi Hamlet, Viet Hung Commune, Dong Anh District, Hanoi, under an annual land lease payment method for business operations and office headquarters. The Company is in the process of renewing the land lease agreements with the relevant parties and continues to make annual lease payments for these land plots as per the notifications from the competent authorities.

The subsidiary, Da Nang Petroleum Machinery & Equipment Joint Stock Company, signed Land Lease Contract No. 36/HĐTĐ on 13 June 2017 for a 5,372 m² plot in the Southeast Thuy An New Urban Area, Thuy Duong Ward, Huong Thuy Town, Thua Thien - Hue Province. The lease term is 50 years, starting from 29 December 2016, for the investment and construction of the Daesco Auto Center in Hue. The company has prepaid land rent for 10 years, amounting to VND 3 billion.

The subsidiary, Da Nang Petroleum Machinery & Equipment Joint Stock Company, signed a land lease contract for a 15,366 m² plot at 10 Nguyen Phuc Street, Tho Quang Ward, Son Tra District, Da Nang City. The lease term extends until 30 January 2052, with an annual payment method.

The subsidiary, Da Nang Petroleum Machinery & Equipment Joint Stock Company, is utilizing a 3,241.6 m² land area in Hiep Hoa Ward, Lien Chieu District, Da Nang City. The land is leased under an annual payment method for business purposes, and the company is in the process of extending the land lease contract with the relevant parties.

d) Foreign currencies

	31/12/2024	01/01/2024
- USD	3,480.63	40,676.55

e) Doubtful debts written-off

	31/12/2024	01/01/2024
	VND	VND
	65,193,021,617	65,193,021,617

PETROVIETNAM MACHINERY - TECHNOLOGY JOINT STOCK COMPANYNo. 08 Trang Thi, Hang Trong Ward, Hoan Kiem District,
Hanoi, Viet Nam**Consolidated Financial Statements**
for the fiscal year ended as at 31/12/2024**24 . TOTAL REVENUE FROM SALE OF GOODS AND RENDERING OF SERVICES**

	Year 2024	Year 2023
	VND	VND
Revenue from sale of goods	1,730,267,872,630	1,381,608,733,749
Revenue from rendering of services	71,909,343,899	57,791,891,345
Revenue from construction contracts	543,780,000	254,776,296
Revenue from Investment Property Transfer	104,088,945,187	-
	<u>1,906,809,941,716</u>	<u>1,439,655,401,390</u>

25 . COSTS OF GOODS SOLD

	Year 2024	Year 2023
	VND	VND
Cost of goods sold	1,658,966,913,139	1,333,180,701,567
Costs of services rendered	61,111,790,011	47,606,699,940
Cost of construction contracts	570,000,000	242,037,476
Costs of investment property transfer	98,764,372,916	-
Provision for/reversal for devaluation of inventories	166,936,500	(552,706,393)
	<u>1,819,580,012,566</u>	<u>1,380,476,732,590</u>

26 . FINANCE INCOME

	Year 2024	Year 2023
	VND	VND
Interest income, interest from loans	10,689,873,968	9,089,086,685
Interest from deferred payment sale or payment discount	-	335,640,837
Gain from disposal of financial investments	18,048,721,644	295,457,634,985
Dividends or profits received	49,150,000,000	53,820,000,000
Gain on exchange difference in the year	480,049,002	12,395,375
Gain on exchange difference at the year - end	943,515,475	-
	<u>79,312,160,089</u>	<u>358,714,757,882</u>
In which: Financial income paid to related parties (details as in Note no 37)	<u>3,345,632,371</u>	<u>2,235,040,327</u>

PETROVIETNAM MACHINERY - TECHNOLOGY JOINT STOCK COMPANYNo. 08 Trang Thi, Hang Trong Ward, Hoan Kiem District,
Hanoi, Viet Nam**Consolidated Financial Statements**
for the fiscal year ended as at 31/12/2024**27 . FINANCIAL EXPENSES**

	Year 2024	Year 2023
	VND	VND
Interest expenses	17,547,615,600	9,975,109,173
Loss on trading securities disposal	-	10,958,845,805
Loss from disposal of financial investments	-	18,487,031,000
Loss on exchange difference in the year	33,918,782	17,549,617
Loss on exchange difference at the year – end	-	168,165,955
Provision for diminution in value of trading securities and impairment loss from investment	-	(11,957,878,635)
Others	23,364	1,582,790
	17,581,557,746	27,650,405,705
In which: Financial expenses paid to related parties (details as in Note no 37)	1,062,584,712	242,623,946

28 . SELLING EXPENSES

	Year 2024	Year 2023
	VND	VND
Raw materials	695,428,462	1,378,768,097
Labour expenses	14,000,403,677	16,688,129,014
Depreciation expenses	1,657,907,580	1,655,585,799
Expenses of outsourcing services	29,086,197,677	21,289,242,455
Other expenses in cash	22,795,656,089	23,371,032,660
	68,235,593,485	64,382,758,025

29 . GENERAL ADMINISTRATIVE EXPENSES

	Year 2024	Year 2023
	VND	VND
Raw materials	1,560,481,714	3,816,963,468
Labour expenses	24,424,229,776	25,738,371,766
Depreciation and amortization expenses	1,077,424,506	941,056,103
Tax, Charge, Fee	1,734,136,526	1,683,391,232
Provision expenses/ (Reversal) of provision expenses	(2,775,112,900)	19,394,312,965
Expenses of outsourcing services	4,789,831,054	4,699,624,401
Other expenses in cash	6,622,654,907	35,845,253,636
	37,433,645,583	92,118,973,571

PETROVIETNAM MACHINERY - TECHNOLOGY JOINT STOCK COMPANYNo. 08 Trang Thi, Hang Trong Ward, Hoan Kiem District,
Hanoi, Viet Nam**Consolidated Financial Statements**
for the fiscal year ended as at 31/12/2024**30 . OTHER INCOME**

	Year 2024	Year 2023
	VND	VND
Collected fines (*)	18,101,554,490	1,670,813,481
Income from car sales support funds	12,385,490,933	27,669,024,824
Others	143,946,286	369,809,745
	30,630,991,709	29,709,648,050

(*) The Company recorded contractual penalty income from Hung Viet TP Inmex Trading Company Limited in the amount of VND 17,600,000,000, related to the transfer of a 10% capital contribution in the Nam An Khanh project, as per Deposit Agreement No. 2011/HĐĐC/PVMACHINO-HV (Refer to Note No. 20).

31 . OTHER EXPENSE

	Year 2024	Year 2023
	VND	VND
Expenses payable under court judgment	-	52,261,547,264
Work-in-Progress Pending Settlement and Slow-moving	-	16,184,805,227
Inventory Expenses		
Sponsorship Expenses for the Department of Planning and Investment of Lang Son Province	8,000,000,000	34,818,181,818
Penalties and fines	3,547,164,952	1,694,839,874
Late interest expense of Vietnam Bank for Agriculture and Rural Development	1,556,612,566	-
Others	48,630,834	700,072,715
	13,152,408,352	105,659,446,898

32 . CURRENT BUSINESS INCOME TAX EXPENSE

	Year 2024	Year 2023 (Adjusted)
	VND	VND
Current corporate income tax expense in parent company	2,675,601,149	20,610,889,610
Current corporate income tax expense in Danang Petroleum Machinery - Technology Joint Stock Company	1,166,645,642	1,358,488,269
Current corporate income tax expense in Machino Thanh Dat Joint Stock Company	205,395,395	246,582,144
Current corporate income tax expense in Machino An Phu Joint Stock Company	56,152,092	1,112,665
Current corporate income tax expense in Machino Phu Xuan Company Limited	266,960,547	78,538,192
	4,370,754,825	22,295,610,880

PETROVIETNAM MACHINERY - TECHNOLOGY JOINT STOCK COMPANY

No. 08 Trang Thi, Hang Trong Ward, Hoan Kiem District,
Hanoi, Viet Nam

Consolidated Financial Statements
for the fiscal year ended as at 31/12/2024

33 . BASIC EARNINGS PER SHARE

Earning per share distributed to common shareholders of the company is calculated as follows :

	Year 2024	Year 2023 (Adjusted)
	VND	VND
Net profit after tax	52,966,417,827	131,196,401,457
Profit distributed for common stocks	52,966,417,827	131,196,401,457
Average number of outstanding common shares in circulation in the year	38,638,600	38,638,600
Basic earnings per share	1,371	3,395

The company has not planned to make any distribution to Bonus and welfare fund, bonus for the Board of Directors from the net profit after tax at the date of preparing Consolidated Financial Statements.

As at 31 December 2024, the Company dose not have shares with dilutive potential for earnings per share.

34 . BUSINESS AND PRODUCTIONS COST BY ITEMS

The Company's operations during the year were primarily trading activities, accounting for more than 90% of the Company's operating revenue. Therefore, the Company does not provide a breakdown of cost of production and business activities by element, as the components of selling expenses and administrative expenses have already been disclosed in Note No. 28 and Note No. 29.

35 . FINANCIAL INSTRUMENTS**Financial risk management**

The Company's financial risks including market risk, credit risk and liquidity risk. The Company has developed its control system to ensure the reasonable balance between cost of incurred risks and cost of risk management. The Board of General Directors of the Company is responsible for monitoring the risk management process to ensure the appropriate balance between risk and risk control.

Market risk

The Company may face with the market risk such as: Exchange rates and interest rates.

Exchange rate risk

The Company bears the risk of interest rates due to the transaction made in a foreign currency other than VND such as: borrowings and debts, revenue, cost, importing materials, good, machinery and equipment...

Interest rate risk

The Company bears the risk of interest rates due to the fluctuation in fair value of future cash flow of a financial instrument in line with changes in market interest rates if the Company has time or demand deposits, borrowings and debts subject to floating interest rates. The Company manages interest rate risk by analyzing the market competition situation to obtain interest beneficial for its operation purpose.

Credit Risk

Credit risk is the risk of financial loss to the Company if a counterparty fails to perform its contractual obligations. The Company has credit risk from operating activities (mainly to trade receivables) and financial activities (including deposits, loans and other financial instruments), detailed as follows:

PETROVIETNAM MACHINERY - TECHNOLOGY JOINT STOCK COMPANY

 No. 08 Trang Thi, Hang Trong Ward, Hoan Kiem District,
 Hanoi, Viet Nam

Consolidated Financial Statements
 for the fiscal year ended as at 31/12/2024

	Under 1 year VND	From 1 to 5 years VND	Over 5 years VND	Total VND
As at 31/12/2024				
Cash	19,858,599,217	-	-	19,858,599,217
Trade receivables, other receivables	438,954,001,616	37,600,000,000	-	476,554,001,616
Loans	333,565,514,862	-	-	333,565,514,862
	792,378,115,695	37,600,000,000	-	829,978,115,695
As at 01/01/2024				
Cash	22,977,489,834	-	-	22,977,489,834
Trade receivables, other receivables	367,146,293,969	38,043,834,245	-	405,190,128,214
Loans	164,341,145,979	19,640,000,000	-	183,981,145,979
	554,464,929,782	57,683,834,245	-	612,148,764,027

Liquidity Risk

Liquidity risk is the risk that the Company has trouble in settlement of its financial obligations due to the lack of funds. Liquidity risk of the Company mainly arises from different maturity of its financial assets and liabilities.

Due date for payment of financial liabilities based on expected payment under the contracts (based on cash flow of the original debts) as follows:

	Under 1 year VND	From 1 to 5 years VND	Over 5 years VND	Total VND
As at 31/12/2024				
Borrowings and debts	326,265,506,094	11,503,897,973	-	337,769,404,067
Trade payables, other payables	68,234,717,479	25,261,547,264	-	93,496,264,743
Accrued expenses	2,141,771,229	-	-	2,141,771,229
	396,641,994,802	36,765,445,237	-	433,407,440,039
As at 01/01/2024				
Borrowings and debts	168,059,881,836	7,779,115,144	-	175,838,996,980
Trade payables, other payables	188,734,434,515	47,261,547,264	-	235,995,981,779
Accrued expenses	1,805,448,152	-	-	1,805,448,152
	358,599,764,503	55,040,662,408	-	413,640,426,911

The Company believes that risk level of loan repayment is controllable. The Company has the ability to pay due debts from cash flows from its operating activities and cash received from mature financial assets.

PETROVIETNAM MACHINERY - TECHNOLOGY JOINT STOCK COMPANY

No. 08 Trang Thi, Hang Trong Ward, Hoan Kiem District,
Hanoi, Viet Nam

Consolidated Financial Statements
for the fiscal year ended as at 31/12/2024

36 . SUBSEQUENT EVENTS AFTER THE REPORTING PERIOD

There have been no significant events occurring after the reporting period, which would require adjustments or disclosures to be made in the Consolidated Financial Statements.

37 . TRANSACTION AND BALANCES WITH RELATED PARTIES

List and relation between related parties and the Company are as follows:

<u>Related parties</u>	<u>Relation</u>
Petrovietnam Northern Machinery - Equipment Joint Stock Company	Associate Company
Hasky Hung Yen Investment Joint Stock Company	Associate Company until 06 December 2024
Nguyen Xa Home Development and Investment Company Limited	Associate Company until 10 September 2024
Saigon - Hanoi Securities Joint Stock Company (SHS)	Mr. Vu Duc Tien – Member of the Board of Directors of SHS and Chairman of the Board of Directors of the Company until 23 April 2024
Saigon - Hanoi Commercial Joint Stock Bank (SHB) – Han Thuyen Branch	Mr. Dang Van Than – Director of SHB Bank Branch and Chairman of the Board of Directors of the Company since 23 April 2024
Hanoi Financial Technology Investment Joint Stock Company	Mr. Uong Huy Dong – General Director of Hanoi Financial Technology Investment Joint Stock Company, is the brother-in-law of Mr. Vu Duc Tien – Chairman of the Board of Directors of the Company until 23 April 2024
Hanoi Machinery Import-Export Joint Stock Company The members of the Board of Directors, the Board of Management, the Board of Supervision	Mr. Uong Huy Dong is the Chairman of the Board of Directors of the Company Managing the Company

In addition to the information with related parties presented in the above Notes. During the fiscal year, the Company has the transactions and balances with related parties as follows:

	<u>Year 2024</u>	<u>Year 2023</u>
	VND	VND
Financial expense	1,062,584,712	242,623,946
Saigon-Hanoi Commercial Joint Stock Bank-Han Thuyen Branch	1,062,584,712	-
Saigon - Hanoi Securities Joint Stock Company	-	242,623,946
Receivables from interest of deposit, loan	3,345,632,371	2,235,040,327
Hasky Hung Yen Investment Joint Stock Company	3,340,027,397	159,719,177
Nguyen Xa Home Development and Investment Company Limited	5,589,042	342,717,808
Saigon-Hanoi Commercial Joint Stock Bank-Han Thuyen Branch	15,932	-
Hanoi Financial Technology Investment Joint Stock Company	-	1,732,603,342
Purchase of Shares	15,015,124,800	-
Mr. Uong Huy Dong	15,015,124,800	-

PETROVIETNAM MACHINERY - TECHNOLOGY JOINT STOCK COMPANY

No. 08 Trang Thi, Hang Trong Ward, Hoan Kiem District,
Hanoi, Viet Nam

Consolidated Financial Statements
for the fiscal year ended as at 31/12/2024

Outstanding balances up to the reporting date are as follows:

	31/12/2024	01/01/2024
	VND	VND
Demand Deposits	10,798,633	82,694,443
Saigon-Hanoi Commercial Joint Stock Bank-Han Thuyen Branch	10,798,633	78,914,147
Saigon - Hanoi Securities Joint Stock Company	-	3,780,296

Transactions with other related parties:

	Year 2024	Year 2023
	VND	VND
Manager's income	1,778,000,000	1,550,231,818
Dang Van Than - Chairman ⁽²⁾	187,473,684	-
Vu Duc Tien - Chairman ⁽¹⁾	330,526,316	410,000,000
Tran Van Long - Member ⁽³⁾	-	46,000,000
Nguyen Minh Tuan - Member	728,000,000	750,500,000
Vuong Hoang Thang - Member	281,000,000	197,681,818
Tong Thi Diep - Member ⁽⁴⁾	251,000,000	146,050,000
Key Management Members	4,934,878,947	4,634,863,636
Pham Van Hiep - General Director	1,587,000,000	1,662,500,000
Phan Trung Nghia - Vice General Director ⁽¹⁾	611,000,000	726,500,000
Nguyen Hong Ha - Vice General Director ⁽¹⁾	611,000,000	726,500,000
Chu Thanh Nam - Vice General Director	698,000,000	726,500,000
Pham Thi My Huong - Vice General Director ⁽⁴⁾	634,000,000	100,363,636
Luong Van Hoa - Vice General Director ⁽²⁾	135,878,947	-
Hoang Minh Duc - Chief Accountant	658,000,000	692,500,000
Income of the Supervisory Board	571,000,000	509,000,000
Le Thi Kieu Van - Head of Supervisory	261,000,000	205,000,000
Pham Thi Hai An - Member	155,000,000	157,000,000
Ha Thi Thanh Hau - Member	155,000,000	147,000,000

Notes:

- (1) Dismissed during the year
(2) Appointed during the year
(3) Dismissed in the previous year
(4) Appointed in the previous year

In addition to the above related parties transactions, other related parties did not have any transactions during the period and have no balance at the end of the accounting period with the Company.

38 . COMPARATIVE FIGURES

The corresponding figures are those taken from the accounts for the fiscal year ended as at 31 December 2023 which was audited by AASC Auditing Firm Company Limited.

PETROVIETNAM MACHINERY - TECHNOLOGY JOINT STOCK COMPANY


No. 08 Trang Thi, Hang Trong Ward, Hoan Kiem District,
Hanoi, Viet Nam


Consolidated Financial Statements
for the fiscal year ended as at 31/12/2024


The Company's Executive Board has decided to retrospectively adjust certain items in the consolidated financial statements for the fiscal year ending 31 December 2023, based on Decision No. 812/QĐ-CTHN-TTKT5-XPVPHC issued by the Hanoi Tax Department regarding administrative tax violations. The decision includes an additional corporate income tax (CIT) payment of VND 10,462,328,933 for 2023 and restated financial statements of the subsidiaries. Accordingly, certain items in the 2023 consolidated financial statements have been adjusted as follows:

	Code	Figures in the Consolidated Financial Statements of previous year VND	Adjusted figures VND	Difference VND	Note
a) Consolidated Statement of Financial position					
Long-term work in process	241	16,721,828,351	17,120,082,637	398,254,286	(*)
Taxes and other payables to State budget	313	3,909,555,842	14,451,535,632	10,541,979,790	(*)
Retained earnings	421	128,760,261,573	118,520,287,441	(10,239,974,132)	(*)
Non-Controlling Interests	429	134,922,373,465	135,018,622,093	96,248,628	(*)
b) Consolidated Statement of Income					
Financial income	21	358,007,346,786	358,714,757,882	707,411,096	(*)
General and administrative expenses	26	91,809,816,761	92,118,973,571	309,156,810	(*)
Current corporate income tax expenses	51	11,753,631,090	22,295,610,880	10,541,979,790	(*)
Profit after corporate income tax	60	145,064,863,957	134,921,138,453	(10,143,725,504)	(*)
Profit after tax attributable to owners of the parent	61	141,436,375,589	131,196,401,457	(10,239,974,132)	(*)
Profit after tax attributable to non-controlling interest	62	3,628,488,368	3,724,736,996	96,248,628	(*)
Basic earnings per share	70	3,660	3,395	(265)	(*)
c) Consolidated Statement of Cash flow					
Profit before tax	01	156,818,495,047	157,216,749,333	398,254,286	(*)
Increase/decrease in inventories	10	(96,058,488,641)	(96,456,742,927)	(398,254,286)	(*)

(*) Adjustment of corporate income tax obligations as per the tax audit decision and reclassification of data at subsidiaries.


Le Thi Thu Hien
Preparer


Hoang Minh Duc
Chief Accountant


Pham Van Hiep
General Director

Hanoi, 25 March 2025